



hertz[®]



rel 20.3

Product Catalogue

HERA

CONTENTS - İÇERİK

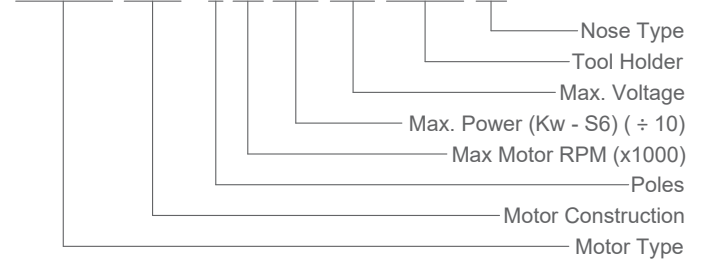
HERA 519

HERA 519_4.24.090.380_LN-ISO30
HERA 519_4.24.090.380_SN-ISO30

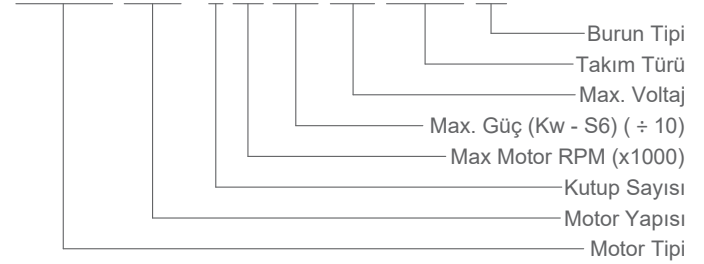
HERA 509

HERA 509_4.12.090.380_ISO30
HERA 509_4.06.060.380_ISO30
HERA 509_4.03.033.380_ISO30

HERA 519_4.24.090.380.ISO30.LN



HERA 519_4.24.090.380.ISO30.LN



HS

CONTENTS - İÇERİK

HS 315

HS315_4.24.045.380_ISO30
HS315_2.24.045.380_ISO30
HS315_4.18.045.380_ISO30
HS315_2.18.045.380_ISO30
HS315_4.12.045.380_ISO30
HS315_2.12.045.380_ISO30
HS315_4.06.035.380_ISO30
HS315_4.03.015.380_ISO30

HS 316


HS316_4.24.055.380_ISO30
HS316_2.24.055.380_ISO30
HS316_4.18.055.380_ISO30
HS316_2.18.055.380_ISO30
HS316_4.12.050.380_ISO30
HS316_2.12.047.380_ISO30
HS316_4.06.043.380_ISO30
HS316_4.03.016.380_ISO30

HS 315_4.24.045.380_ISO30

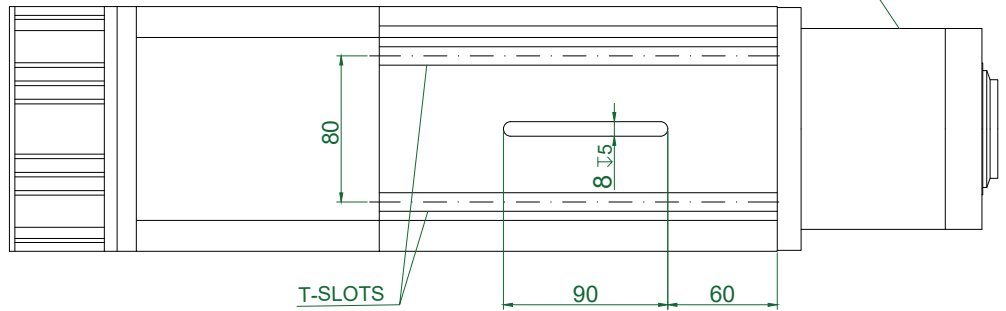


HS 315_4.24.045.380_ISO30

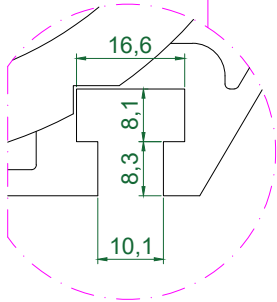
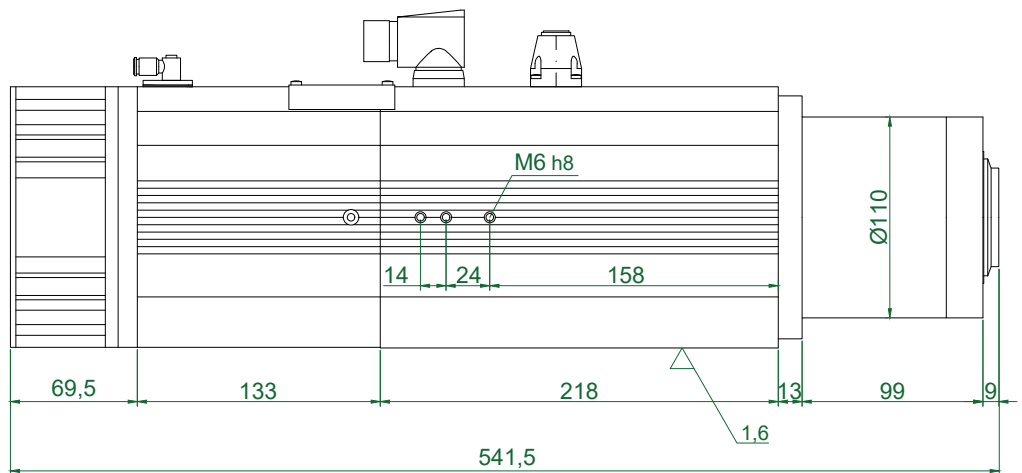
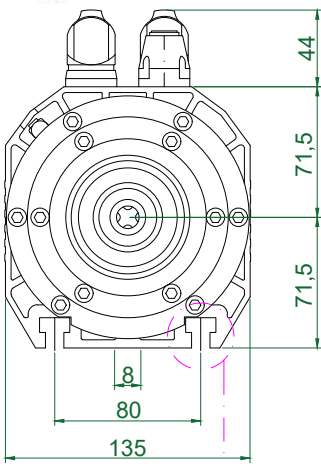




LONG NOSE

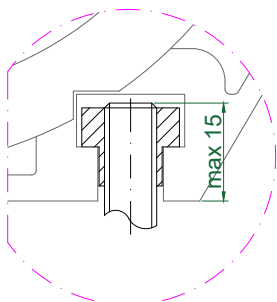
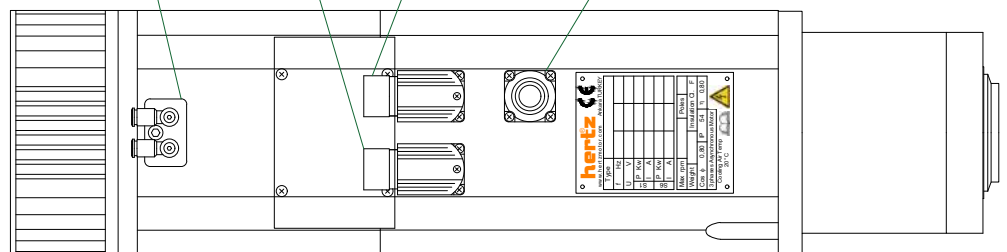


T-SLOTS



T-Slot Dimensions

PNEUMATIC CONNECTORS POWER CONNECTOR SIGNAL CONNECTOR BUTTON



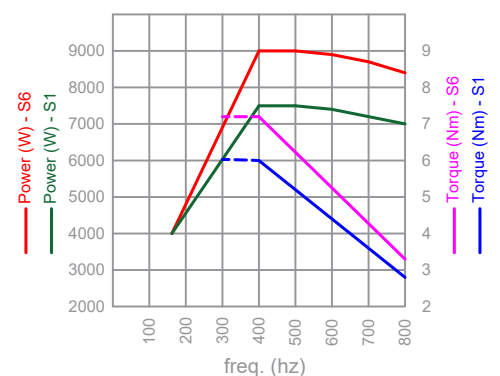
HERA 519_4.24.090.380_ISO30-LN

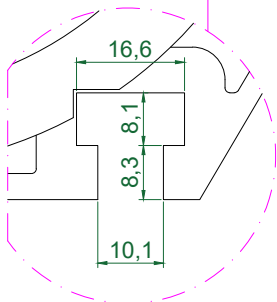
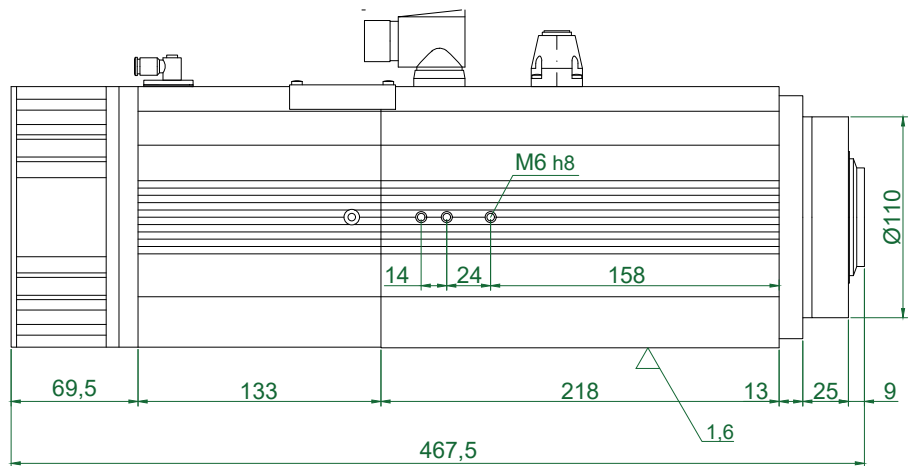
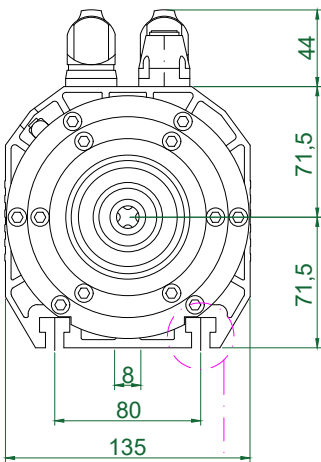
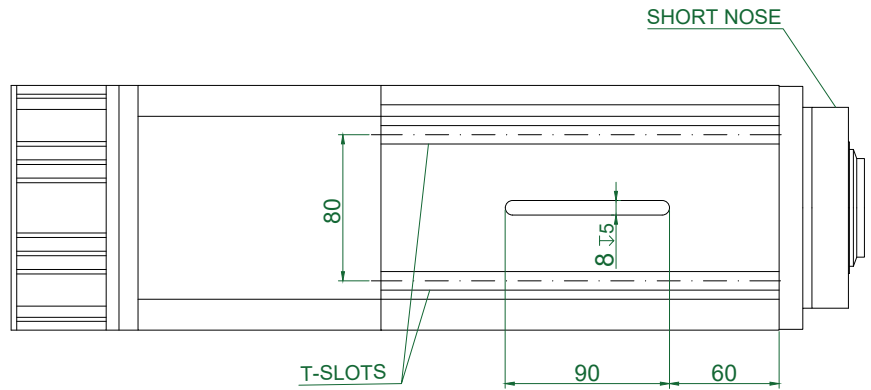

freq.	800 Hz	600 Hz	400 Hz	Poles	4	
Speed	24000 rpm	18000 rpm	12000 rpm	Ip	54	
Voltage	380 V	380 V	340 V	Cosφ	0,80	
S1	Kw	7,0 Kw	7,4 Kw	7,5 Kw	η	0,80
	A	14,5 A	14,9 A	15,2 A	Ins.Cl.	F
S6	Kw	8,4 Kw	8,9 Kw	9,0 Kw		3 - phases
	A	17,8 A	18,8 A	20,1 A		Async. Mot

ELECTRIC FAN

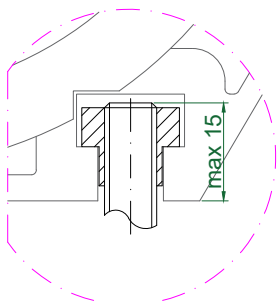
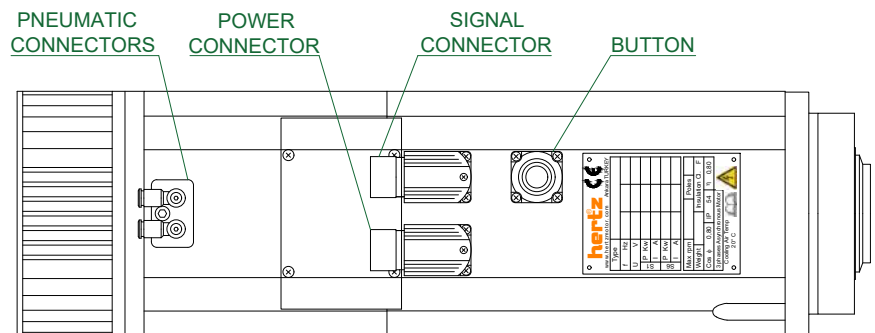
Nominal Voltage	VDC	24
Power Consumption	W	17,5

Weight	Kg	27,5
--------	----	------





T-Slot Dimensions



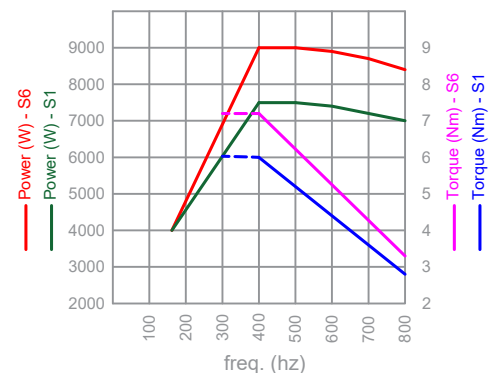
HERA 519_4.24.090.380_ISO30-SN

	800 Hz	600 Hz	400 Hz	Poles 4
Speed	24000 rpm	18000 rpm	12000 rpm	Ip 54
Voltage	380 V	380 V	340 V	Cosφ 0,80
S1	Kw 7,0 Kw	7,4 Kw	7,5 Kw	η 0,80
	A 14,5 A	14,9 A	15,2 A	Ins.Cl. F
S6	Kw 8,4 Kw	8,9 Kw	9,0 Kw	3 - phases
	A 17,8 A	18,8 A	20,1 A	Async. Mot

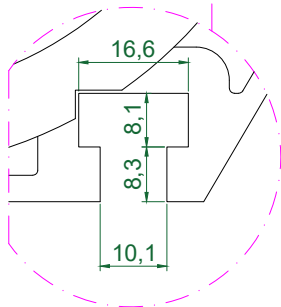
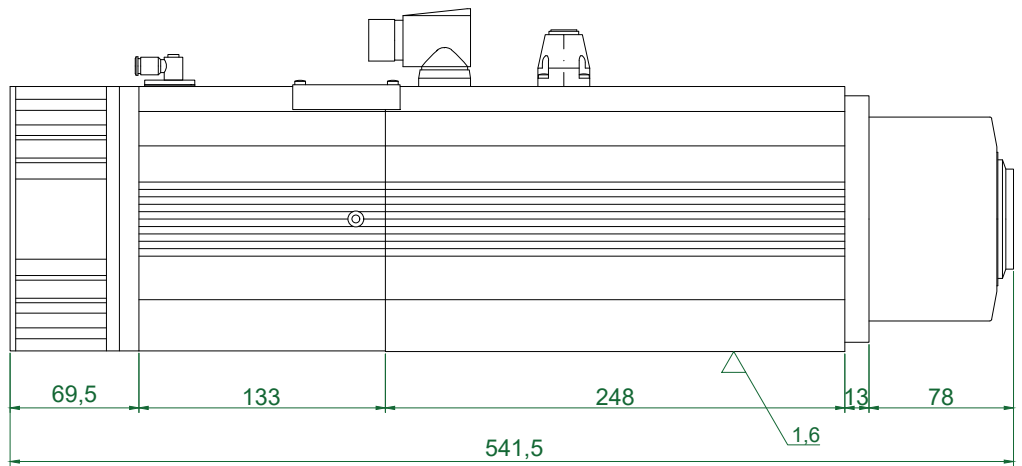
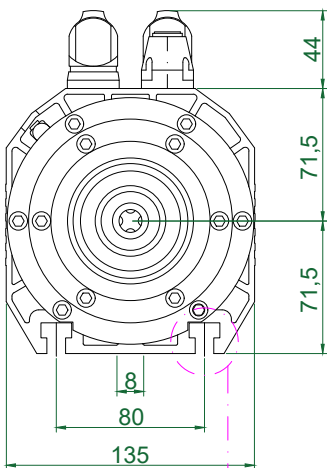
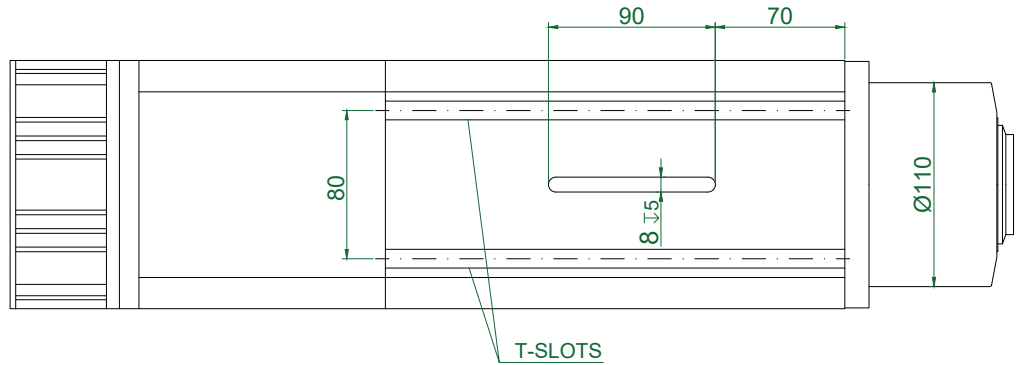

ELECTRIC FAN

Nominal Voltage	VDC	24
Power Consumption	W	17,5

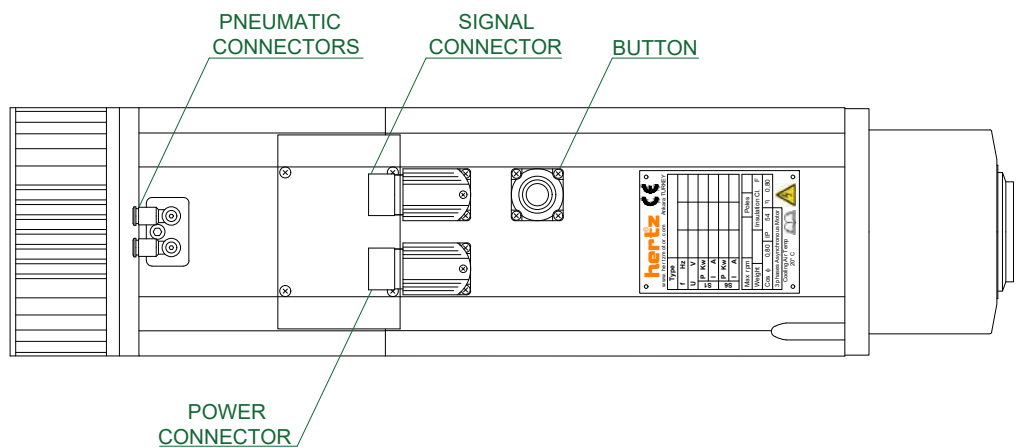
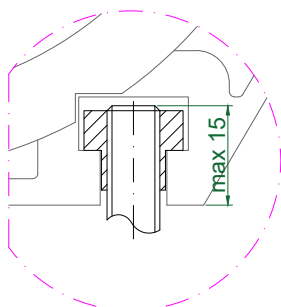
Weight	Kg	23,5
--------	----	------



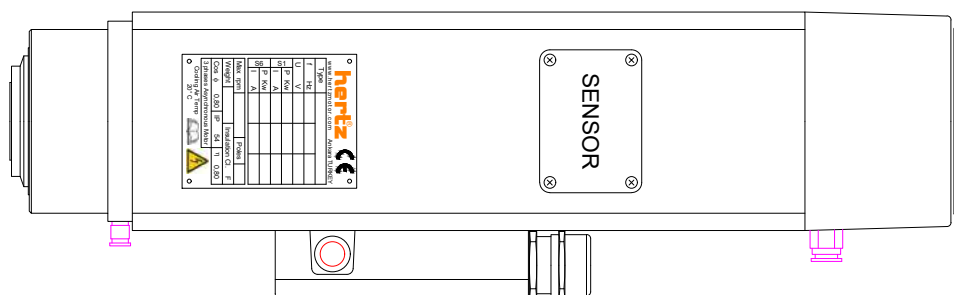
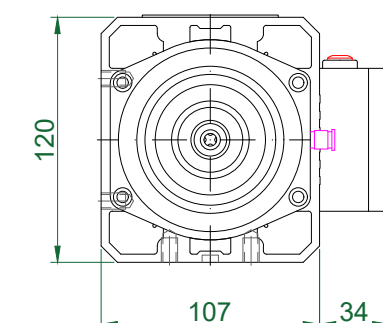
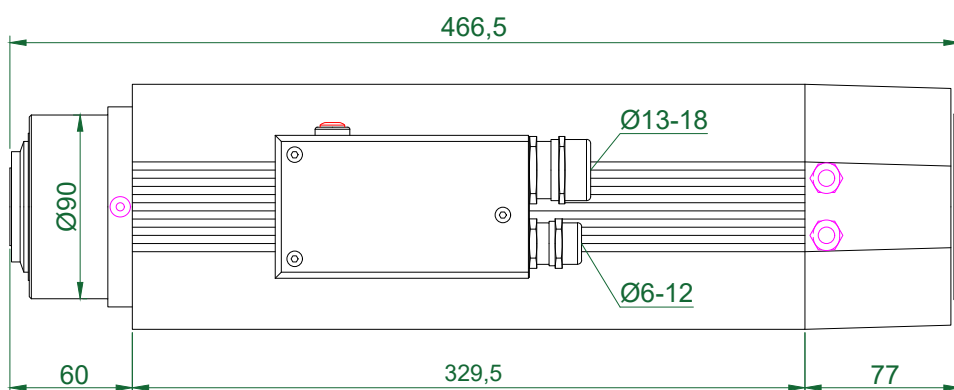

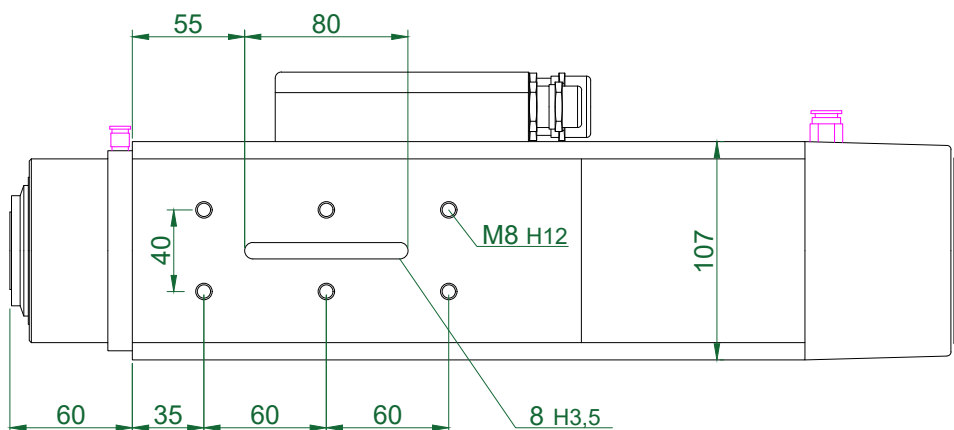

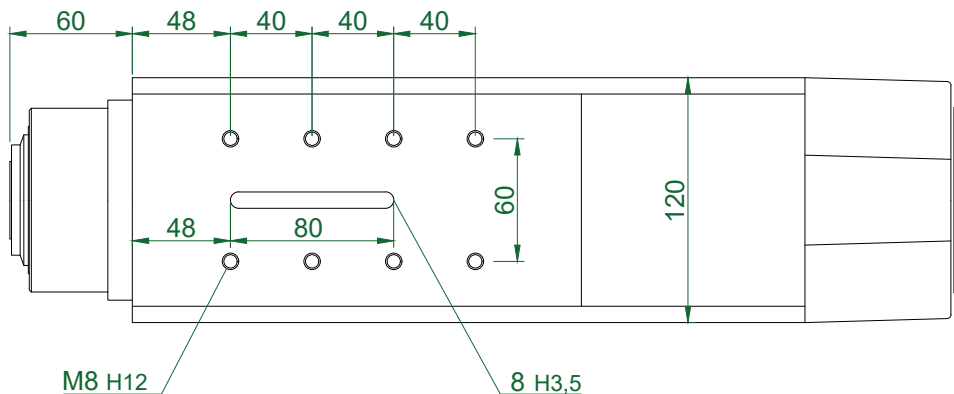
TYPE	MAX SPEED	BASE SPEED	MAX POWER (kW)		MAX FREQ.	VOLTAGE		Weight	COOLING FAN
	rpm	rpm	S6	S1	hz	BASE	OPTIONAL	Kg.	VOLTAGE
HERA509_4.12.090.380_ISO30	12000	12000	9,0	7,5	400	380	220	26,5	DC 24 V.
HERA509_4.06.060.380_ISO30	6000	6000	6,0	5,5	200	380	220	26,5	DC 24 V.
HERA509_4.03.033.380_ISO30	3000	3000	3,3	3,0	100	380	220	26,5	DC 24 V.



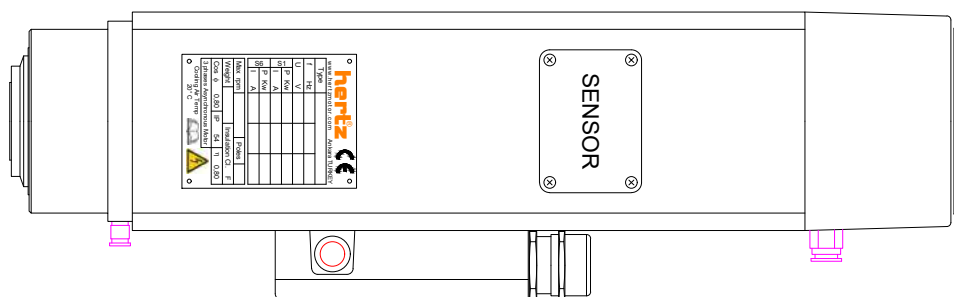
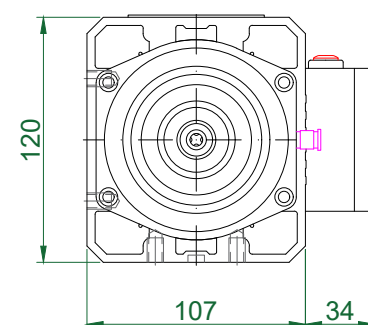
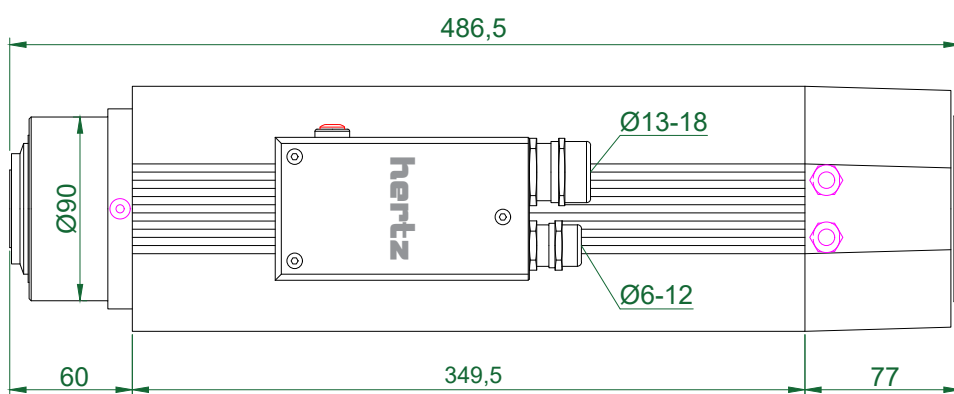

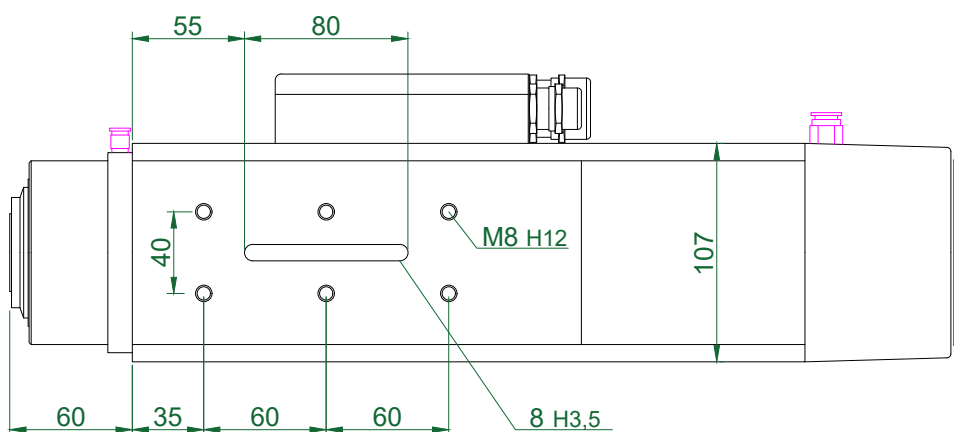

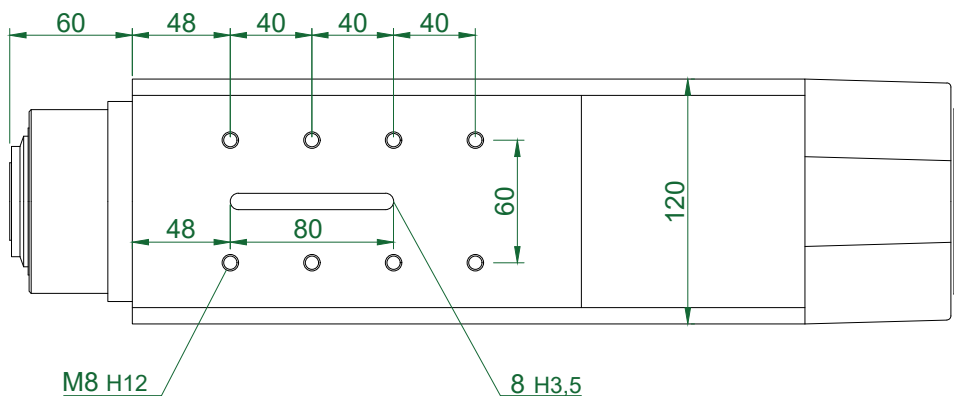
T-Slot Dimensions

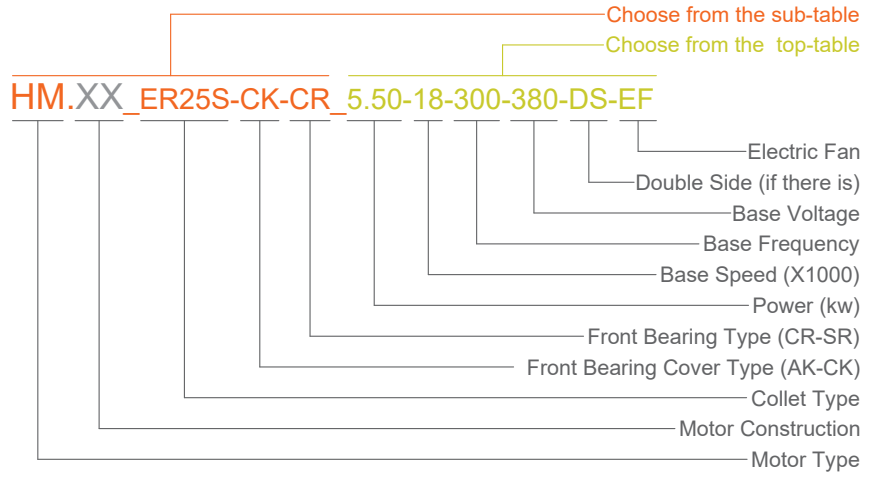


TYPE	MAX SPEED	BASE SPEED	MAX POWER (kW)		MAX FREQ.	VOLTAGE			Weight	COOLING FAN
	rpm	rpm	S6	S1	hz	BASE	OPTIONAL	Kg.	VOLTAGE	
HS315_4.24.045.380_ISO30	24000	18000	4,5	4,0	800	380	220	15,4	DC 24 V.	
HS315_2.24.045.380_ISO30	24000	18000	4,5	4,0	400	380	220	15,4	DC 24 V.	
HS315_4.18.045.380_ISO30	18000	18000	4,5	4,0	600	380	220	15,4	DC 24 V.	
HS315_2.18.045.380_ISO30	18000	18000	4,5	4,0	300	380	220	15,4	DC 24 V.	
HS315_4.12.045.380_ISO30	12000	12000	4,5	4,0	400	380	220	15,4	DC 24 V.	
HS315_2.12.045.380_ISO30	12000	12000	4,5	4,0	200	380	220	15,4	DC 24 V.	
HS315_4.06.035.380_ISO30	6000	6000	3,5	3,0	200	380	220	15,4	DC 24 V.	
HS315_4.03.015.380_ISO30	3000	3000	1,5	1,3	100	380	220	15,4	DC 24 V.	



TYPE	MAX SPEED	BASE SPEED	MAX POWER (kW)		MAX FREQ.	VOLTAGE			Weight	COOLING FAN
	rpm	rpm	S6	S1	hz	BASE	OPTIONAL	Kg.	VOLTAGE	
HS316_4.24.055.380_ISO30	24000	18000	5,5	5,0	800	380	220	220 / 380	16,8	DC 24 V.
HS316_2.24.055.380_ISO30	24000	18000	5,5	5,0	400	380	220	220 / 380	16,8	DC 24 V.
HS316_4.18.055.380_ISO30	18000	18000	5,5	5,0	600	380	220	220 / 380	16,8	DC 24 V.
HS316_2.18.055.380_ISO30	18000	18000	5,5	5,0	300	380	220	220 / 380	16,8	DC 24 V.
HS316_4.12.050.380_ISO30	12000	12000	5,0	4,6	400	380	220	220 / 380	16,8	DC 24 V.
HS316_2.12.047.380_ISO30	12000	12000	5,0	4,6	200	380	220	220 / 380	16,8	DC 24 V.
HS316_4.06.043.380_ISO30	6000	6000	4,0	4,3	200	380	220	220 / 380	16,8	DC 24 V.
HS316_4.03.016.380_ISO30	3000	3000	1,6	1,4	100	380	220	220 / 380	16,8	DC 24 V.





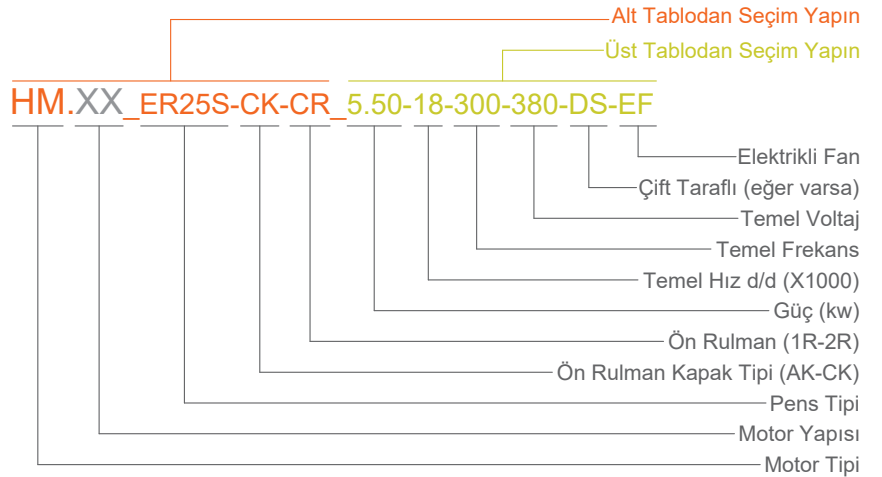
CONTENTS - İÇERİK

HM90

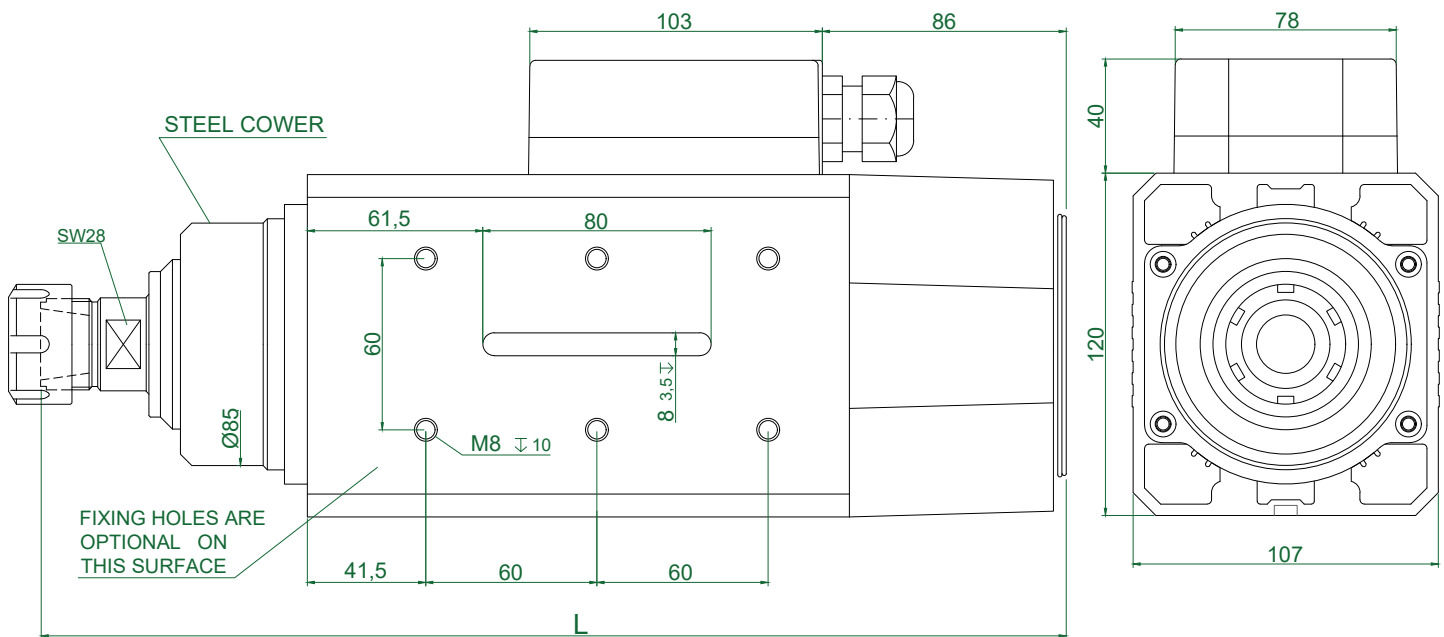

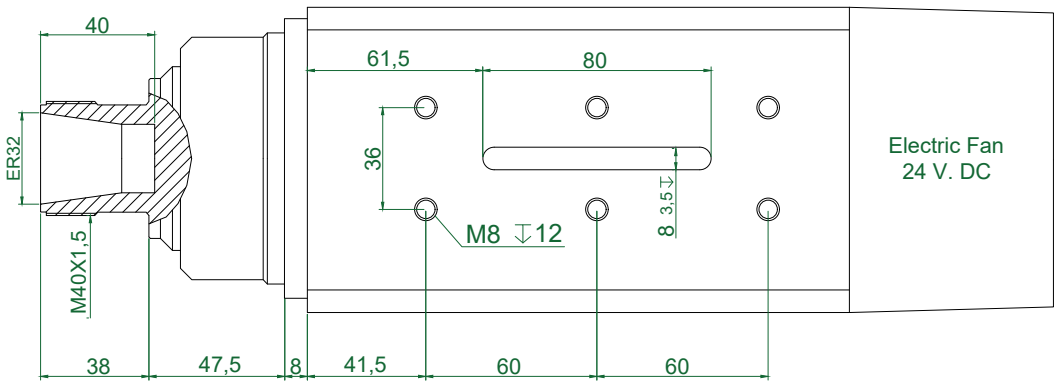
- HM90.XX_ER32S-CK-CR-EF
- HM90.XX_ER25S-CK-CR-EF
- HM90.XX_ER25S-CK-CR-DS-EF
- HM90.XX_ER25S-CK-2R-DS-EF

HM110

- HM110.XX_ER40S-CK-CR-EF
- HM110.XX_ER32S-CK-CR-EF

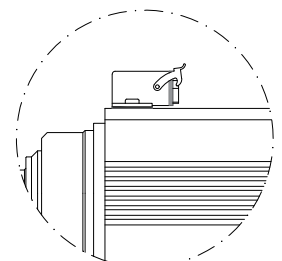


TYPE	Base Speed	Power kW	Frequency (Hz)			Voltage			Absorption	
	rpm		Min	Base	Max	Base	Optional	A (220v)	A (380v)	
HM90-10	3000	1,00	40	50	75	380	220	220/380	4,90	2,90
HM90-14	3000	1,35	40	50	75	380	220	220/380	5,90	3,30
HM90-17	3000	1,50	40	50	75	380	220	220/380	6,50	3,80
HM90-10	6000	2,20	70	100	180	220	380	220/380	9,50	5,50
HM90-14	6000	3,50	70	100	180	380	220	220/380	13,0	7,50
HM90-17	6000	4,00	140	200	360	380	220	220/380	16,4	9,50
HM90-10	12000	3,50	150	200	300	380	220	220/380	13,00	7,50
HM90-14	12000	4,00	150	200	300	380	220	220/380	16,40	9,50
HM90-14	12000	4,50	150	200	300	380	220	220/380	18,0	9,90
HM90-17	12000	5,50	150	200	300	380	220	220/380	19,8	11,4
HM90-10	18000	4,00	170	300	340	380	220	220/380	16,4	9,50
HM90-10	18000	4,50	170	300	340	380	220	220/380	18,0	9,90
HM90-14	18000	5,50	170	300	340	380	220	220/380	19,8	11,4
HM90-14	18000	6,00	170	300	340	380	220	220/380	21,0	12,4
HM90-17	18000	7,00	170	300	340	380	220	220/380	25,0	14,5
HM90-10	24000	4,00	250	400		380	220	220/380	16,4	9,50
HM90-10	24000	4,50	250	400		380	220	220/380	18,0	9,90
HM90-14	24000	5,50	250	400		380	220	220/380	19,8	11,4
HM90-14	24000	6,00	250	400		380	220	220/380	21,0	12,4
HM90-17	24000	7,00	250	400		380	220	220/380	25,0	14,5

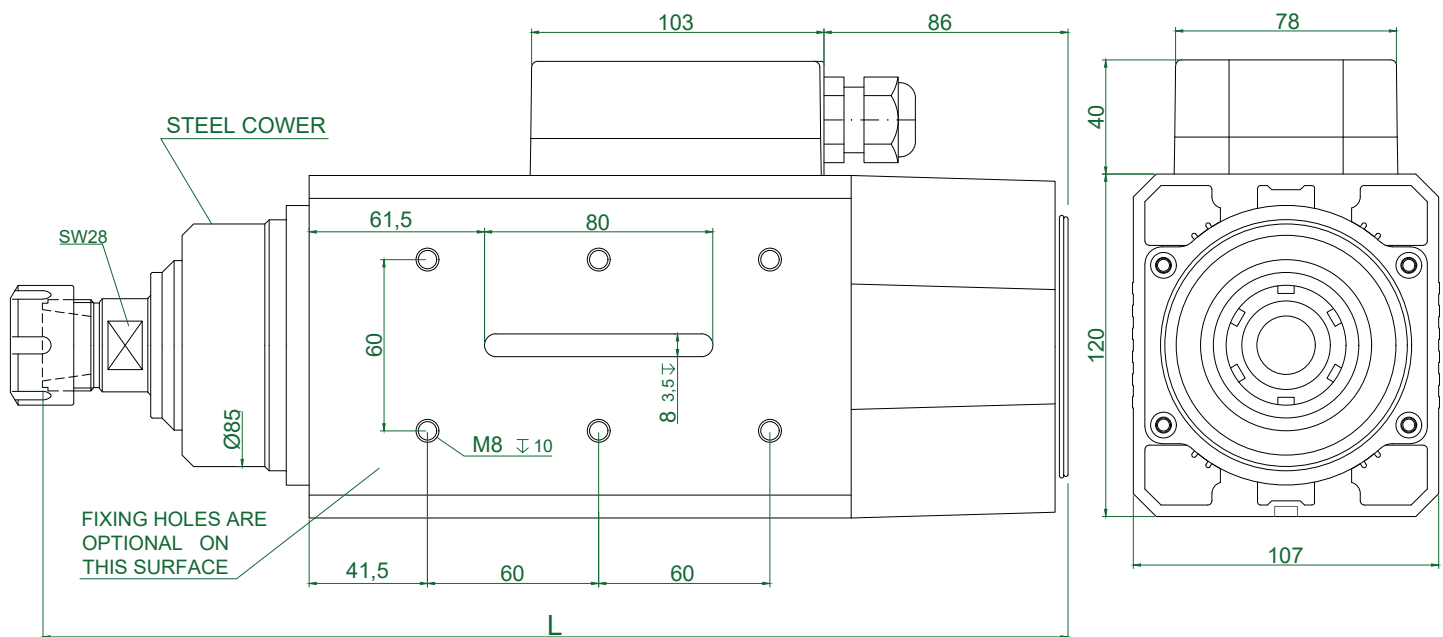

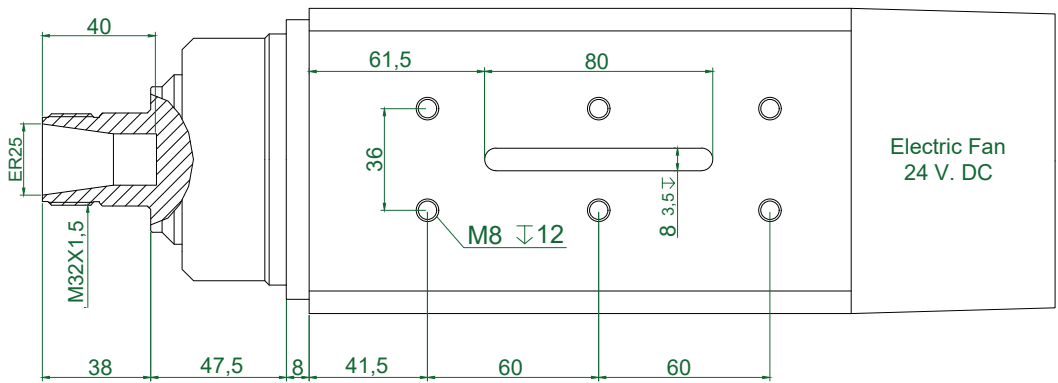


TYPE	L	Apr. Weight Kg
HM90.10_ER32S-CK-CR-EF	360	11,550
HM90.14_ER32S-CK-CR-EF	400	13,650
HM90.17_ER32S-CK-CR-EF	430	15,150

PLUG CONNECTION
(optional)

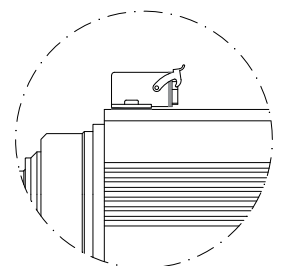


TYPE	Base Speed	Power kW	Frequency (Hz)			Voltage			Absorbtion	
	rpm		Min	Base	Max	Base	Optional		A (220v)	A (380v)
HM90-10	3000	1,00	40	50	75	380	220	220/380	4,90	2,90
HM90-14	3000	1,35	40	50	75	380	220	220/380	5,90	3,30
HM90-17	3000	1,50	40	50	75	380	220	220/380	6,50	3,80
HM90-10	6000	2,20	70	100	180	220	380	220/380	9,50	5,50
HM90-14	6000	3,50	70	100	180	380	220	220/380	13,0	7,50
HM90-17	6000	4,00	140	200	360	380	220	220/380	16,4	9,50
HM90-10	12000	3,50	150	200	300	380	220	220/380	13,00	7,50
HM90-14	12000	4,00	150	200	300	380	220	220/380	16,40	9,50
HM90-14	12000	4,50	150	200	300	380	220	220/380	18,0	9,90
HM90-17	12000	5,50	150	200	300	380	220	220/380	19,8	11,4
HM90-10	18000	4,00	170	300	340	380	220	220/380	16,4	9,50
HM90-10	18000	4,50	170	300	340	380	220	220/380	18,0	9,90
HM90-14	18000	5,50	170	300	340	380	220	220/380	19,8	11,4
HM90-14	18000	6,00	170	300	340	380	220	220/380	21,0	12,4
HM90-17	18000	7,00	170	300	340	380	220	220/380	25,0	14,5
HM90-10	24000	4,00	250	400		380	220	220/380	16,4	9,50
HM90-10	24000	4,50	250	400		380	220	220/380	18,0	9,90
HM90-14	24000	5,50	250	400		380	220	220/380	19,8	11,4
HM90-14	24000	6,00	250	400		380	220	220/380	21,0	12,4
HM90-17	24000	7,00	250	400		380	220	220/380	25,0	14,5

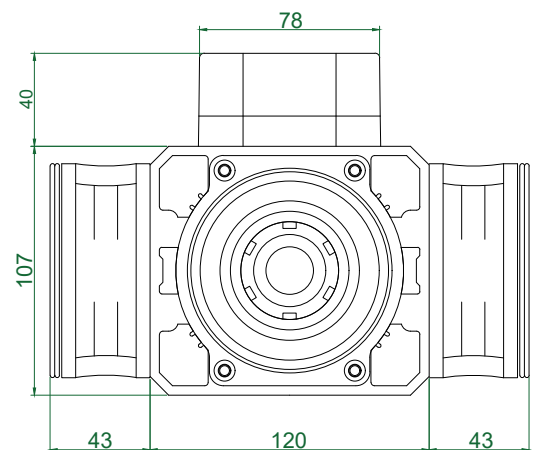
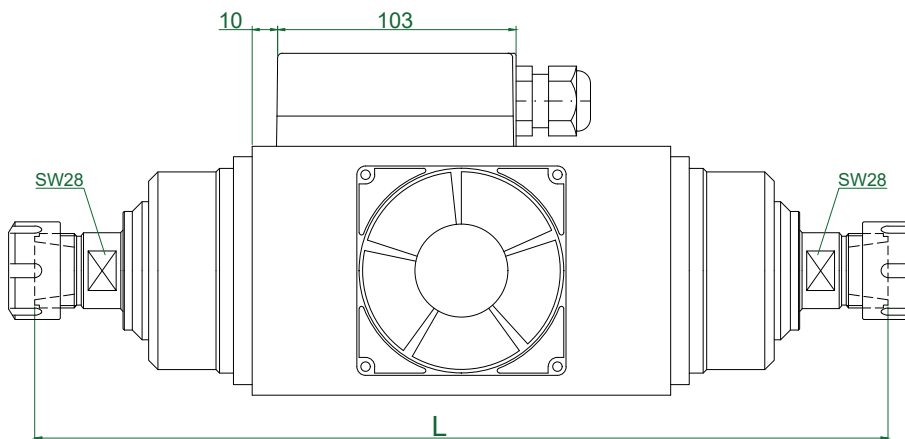

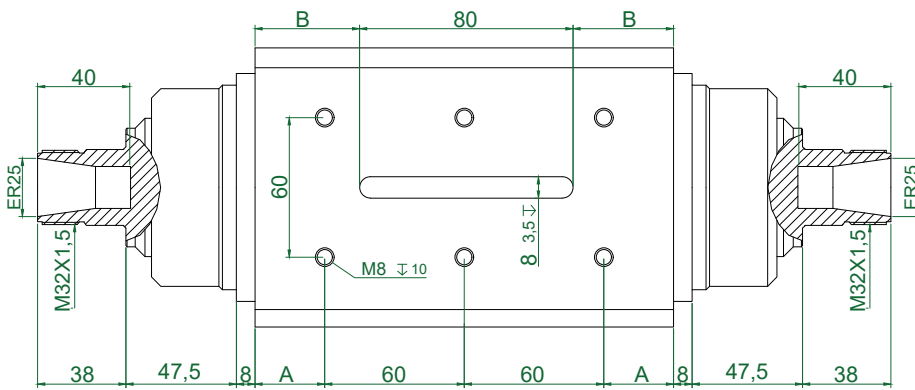


TYPE	L	Apr. Weight Kg
HM90.10_ER25S-CK-CR-EF	360	11,300
HM90.14_ER25S-CK-CR-EF	400	13,450
HM90.17_ER25S-CK-CR-EF	430	14,950

PLUG CONNECTION
(optional)

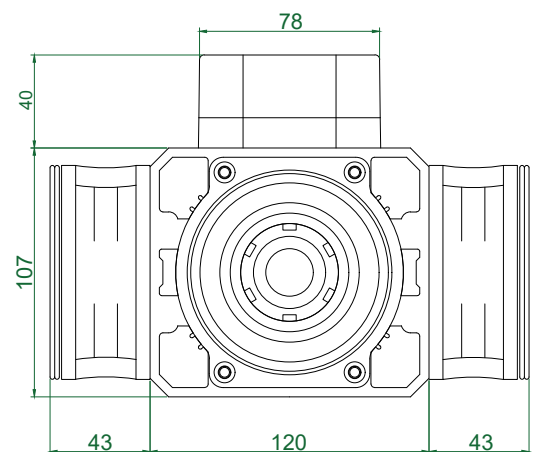
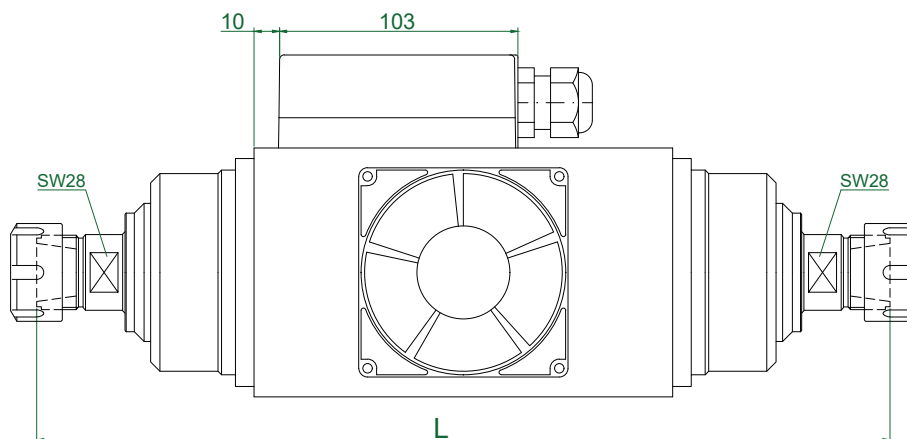

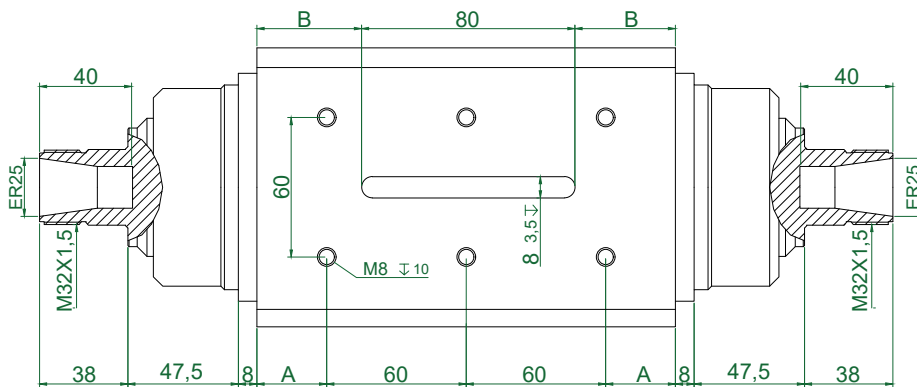


TYPE	Base Speed	Power kW	Frequency (Hz)			Voltage		Absorption		
	rpm		Min	Base	Max	Base	Optional	A (220v)	A (380v)	
HM90-10	3000	1,00	40	50	75	380	220	220/380	4,90	2,90
HM90-14	3000	1,35	40	50	75	380	220	220/380	5,90	3,30
HM90-17	3000	1,50	40	50	75	380	220	220/380	6,50	3,80
HM90-10	6000	2,20	70	100	180	220	380	220/380	9,50	5,50
HM90-14	6000	3,50	70	100	180	380	220	220/380	13,0	7,50
HM90-17	6000	4,00	140	200	360	380	220	220/380	16,4	9,50
HM90-10	12000	3,50	150	200	300	380	220	220/380	13,00	7,50
HM90-14	12000	4,00	150	200	300	380	220	220/380	16,40	9,50
HM90-14	12000	4,50	150	200	300	380	220	220/380	18,0	9,90
HM90-17	12000	5,50	150	200	300	380	220	220/380	19,8	11,4
HM90-10	18000	4,00	170	300	340	380	220	220/380	16,4	9,50
HM90-10	18000	4,50	170	300	340	380	220	220/380	18,0	9,90
HM90-14	18000	5,50	170	300	340	380	220	220/380	19,8	11,4
HM90-14	18000	6,00	170	300	340	380	220	220/380	21,0	12,4
HM90-17	18000	7,00	170	300	340	380	220	220/380	25,0	14,5
HM90-10	24000	4,00	250	400		380	220	220/380	16,4	9,50
HM90-10	24000	4,50	250	400		380	220	220/380	18,0	9,90
HM90-14	24000	5,50	250	400		380	220	220/380	19,8	11,4
HM90-14	24000	6,00	250	400		380	220	220/380	21,0	12,4
HM90-17	24000	7,00	250	400		380	220	220/380	25,0	14,5



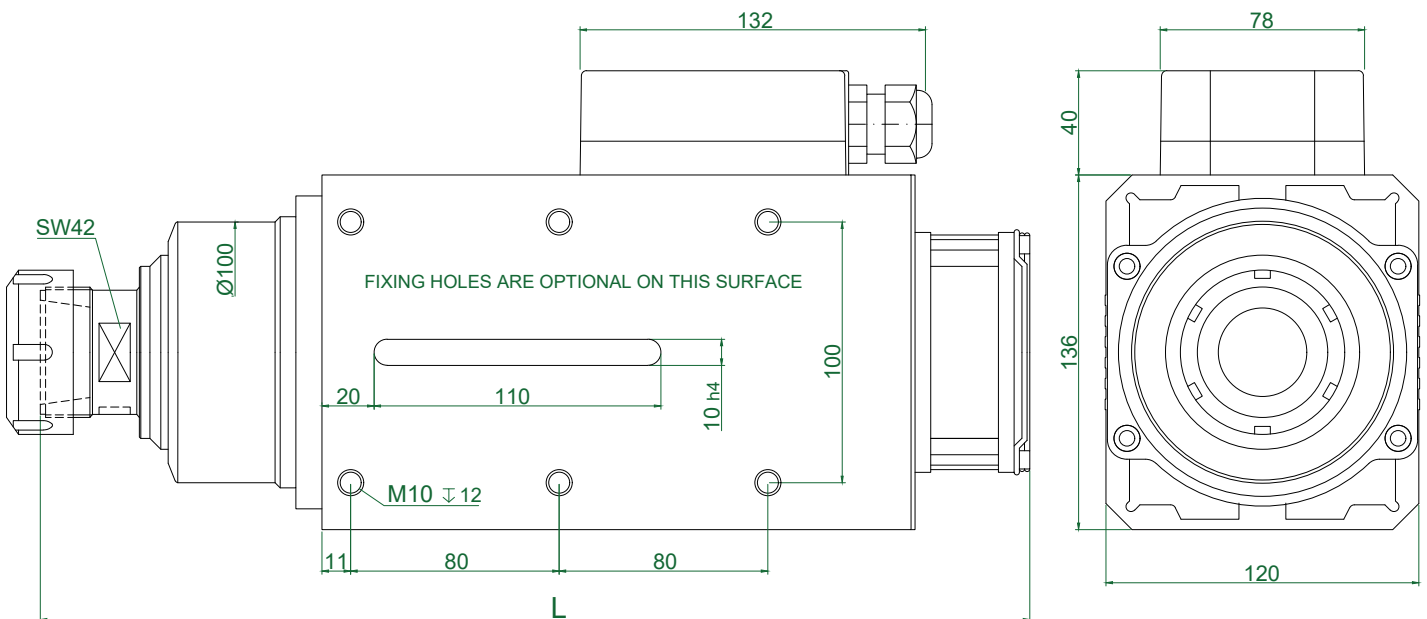

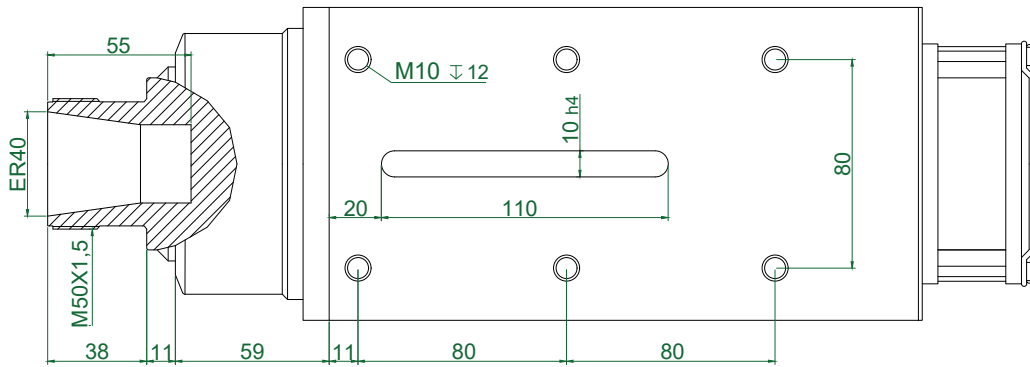
TYPE	A	B	L	Apr. Weight Kg
HM90.10_ER25S-CK-CR-DS-EF	30	50	367	13,000
HM90.14_ER25S-CK-CR-DS-EF	50	70	407	15,150
HM90.17_ER25S-CK-CR-DS-EF	65	65	437	16,650

TYPE	Base Speed	Power kW	Frequency (Hz)			Voltage		Absorption		
	rpm		Min	Base	Max	Base	Optional	A (220v)	A (380v)	
HM90-10	3000	1,00	40	50	75	380	220	220/380	4,90	2,90
HM90-14	3000	1,35	40	50	75	380	220	220/380	5,90	3,30
HM90-17	3000	1,50	40	50	75	380	220	220/380	6,50	3,80
HM90-10	6000	2,20	70	100	180	220	380	220/380	9,50	5,50
HM90-14	6000	3,50	70	100	180	380	220	220/380	13,0	7,50
HM90-17	6000	4,00	140	200	360	380	220	220/380	16,4	9,50
HM90-10	12000	3,50	150	200	300	380	220	220/380	13,00	7,50
HM90-14	12000	4,00	150	200	300	380	220	220/380	16,40	9,50
HM90-14	12000	4,50	150	200	300	380	220	220/380	18,0	9,90
HM90-17	12000	5,50	150	200	300	380	220	220/380	19,8	11,4
HM90-10	18000	4,00	170	300	340	380	220	220/380	16,4	9,50
HM90-10	18000	4,50	170	300	340	380	220	220/380	18,0	9,90
HM90-14	18000	5,50	170	300	340	380	220	220/380	19,8	11,4
HM90-14	18000	6,00	170	300	340	380	220	220/380	21,0	12,4
HM90-17	18000	7,00	170	300	340	380	220	220/380	25,0	14,5



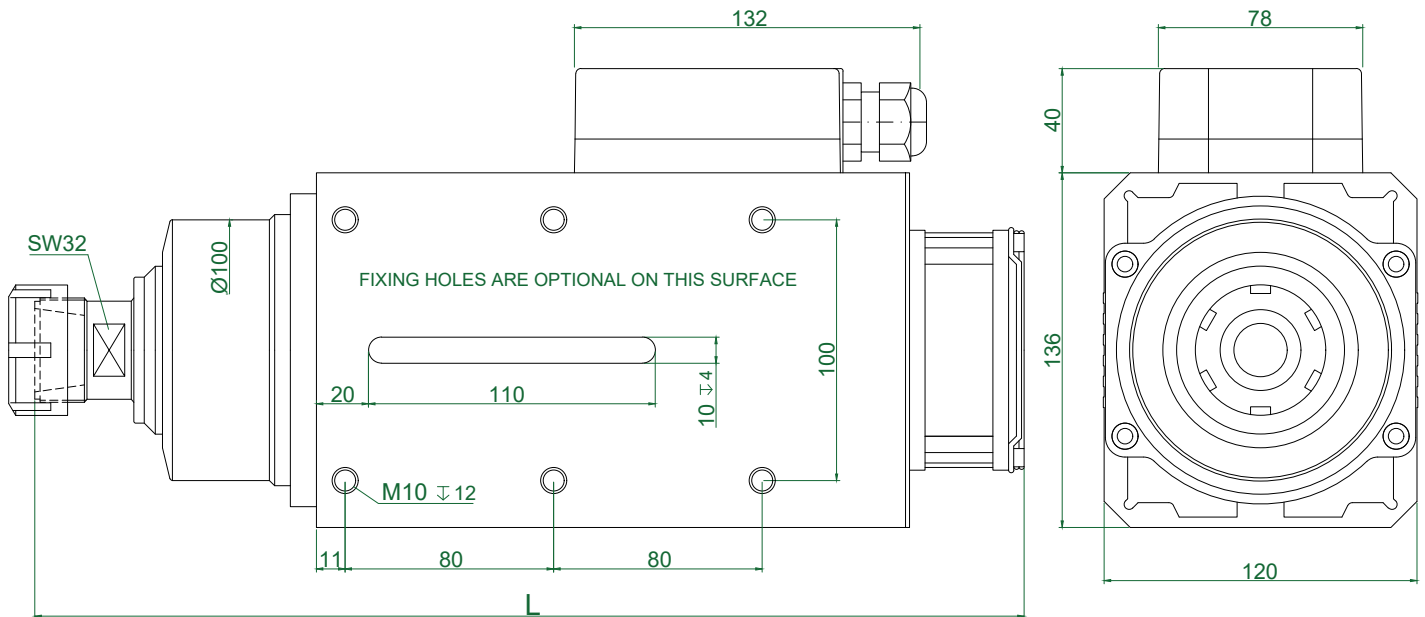

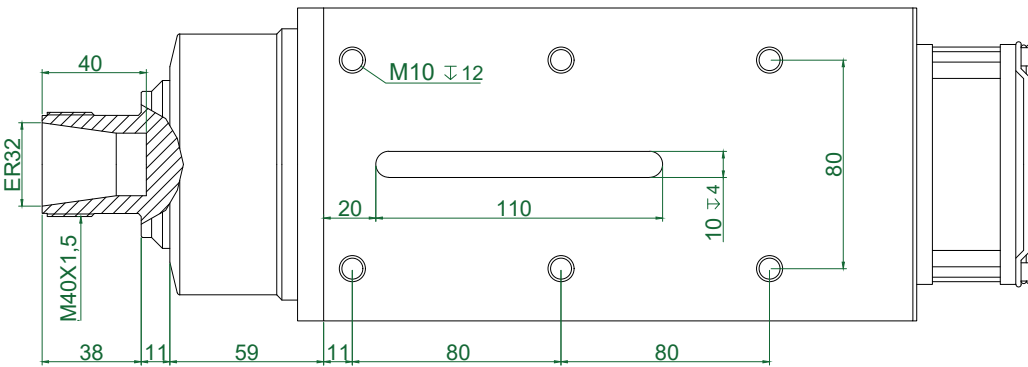
TYPE	A	B	L	Apr. Weight Kg
HM90.10_ER25S-CK-2R-DS-EF	30	50	367	12,350
HM90.14_ER25S-CK-2R-DS-EF	50	70	407	14,500
HM90.17_ER25S-CK-2R-DS-EF	65	85	437	16,000

TYPE	Base Speed	Power	Frequency (Hz)			Voltage			Absorption	
	rpm		Min	Base	Max	Base	Optional	A (220v)	A (380v)	
HM110-10	3000	2,20	40	50	75	220	380	220/380	9,50	5,50
HM110-12	3000	3,00	40	50	75	380	220	220/380	12,5	7,20
HM110-10	6000	3,00	140	200	360	380	220	220/380	12,5	7,20
HM110-10	6000	3,00	70	100	180	380	220	220/380	12,5	7,20
HM110-10	6000	4,00	140	200	360	380	220	220/380	16,4	9,50
HM110-10	6000	4,00	70	100	180	380	220	220/380	16,4	9,50
HM110-12	6000	5,50	140	200	360	380	220	220/380	19,8	11,40
HM110-12	6000	5,50	70	100	180	380	220	220/380	19,8	11,40
HM110-10	12000	4,00	300	400	600	380	220	220/380	16,4	9,50
HM110-10	12000	4,00	150	200	300	380	220	220/380	16,4	9,50
HM110-10	12000	5,50	300	400	600	380	220	220/380	19,8	11,40
HM110-10	12000	5,50	150	200	300	380	220	220/380	19,8	11,40
HM110-12	12000	7,50	300	400	600	380	220	220/380	28,7	16,6
HM110-12	12000	7,50	150	200	300	380	220	220/380	28,7	16,6
HM110-10	18000	7,50	340	600	680	380	220	220/380	28,7	16,6
HM110-10	18000	7,50	170	300	340	380	220	220/380	28,7	16,6
HM110-12	18000	9,00	340	600	680	380	220	220/380	34,5	20,0
HM110-12	18000	9,00	170	300	340	380	220	220/380	34,5	20,0



TYPE	L	Apr. Weight Kg
HM110.10_ER40S-CK-CR-EF	380	17,100
HM110.12_ER40S-CK-CR-EF	400	18,500

TYPE	Base Speed	Power	Frequency (Hz)			Voltage		Absorbtion		
	rpm		Min	Base	Max	Base	Optional	A (220v)	A (380v)	
HM110-10	3000	2,20	40	50	75	220	380	220/380	9,50	5,50
HM110-12	3000	3,00	40	50	75	380	220	220/380	12,5	7,20
HM110-10	6000	3,00	140	200	360	380	220	220/380	12,5	7,20
HM110-10	6000	3,00	70	100	180	380	220	220/380	12,5	7,20
HM110-10	6000	4,00	140	200	360	380	220	220/380	16,4	9,50
HM110-10	6000	4,00	70	100	180	380	220	220/380	16,4	9,50
HM110-12	6000	5,50	140	200	360	380	220	220/380	19,8	11,40
HM110-12	6000	5,50	70	100	180	380	220	220/380	19,8	11,40
HM110-10	12000	4,00	300	400	600	380	220	220/380	16,4	9,50
HM110-10	12000	4,00	150	200	300	380	220	220/380	16,4	9,50
HM110-10	12000	5,50	300	400	600	380	220	220/380	19,8	11,40
HM110-10	12000	5,50	150	200	300	380	220	220/380	19,8	11,40
HM110-12	12000	7,50	300	400	600	380	220	220/380	28,7	16,6
HM110-12	12000	7,50	150	200	300	380	220	220/380	28,7	16,6
HM110-10	18000	7,50	340	600	680	380	220	220/380	28,7	16,6
HM110-10	18000	7,50	170	300	340	380	220	220/380	28,7	16,6
HM110-12	18000	9,00	340	600	680	380	220	220/380	34,5	20,0
HM110-12	18000	9,00	170	300	340	380	220	220/380	34,5	20,0
HM110-10	24000	7,50	500	800		380	220	220/380	28,7	16,6
HM110-10	24000	7,50	250	400		380	220	220/380	28,7	16,6
HM110-12	24000	9,00	500	800		380	220	220/380	34,5	20,0
HM110-12	24000	9,00	250	400		380	220	220/380	34,5	20,0



TYPE	L	Apr. Weight Kg
HM110.10_ER32S-CK-CR-EF	380	16,800
HM110.12_ER32S-CK-CR-EF	400	18,200

CONTENTS - İÇERİK

HMA

HMA.XX_ER20S-CK-CR
HMA.XX_ER16S-CK-CR

HMB

HMB.XX_ER25S-CK-CR
HMB.XX_ER20S-CK-CR
HMB.XX_ER16S-CK-CR

HM55

HM55.XX_ER20S-CKM-CR
HM55.XX_ER16S-CKM-CR

HM73

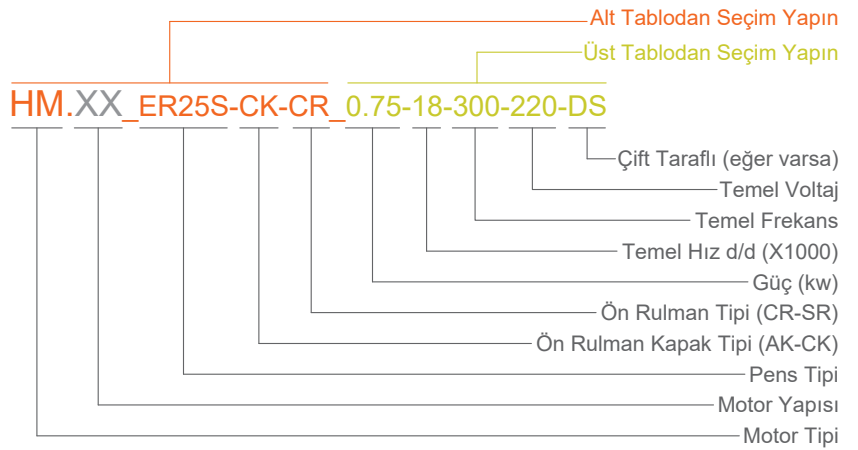
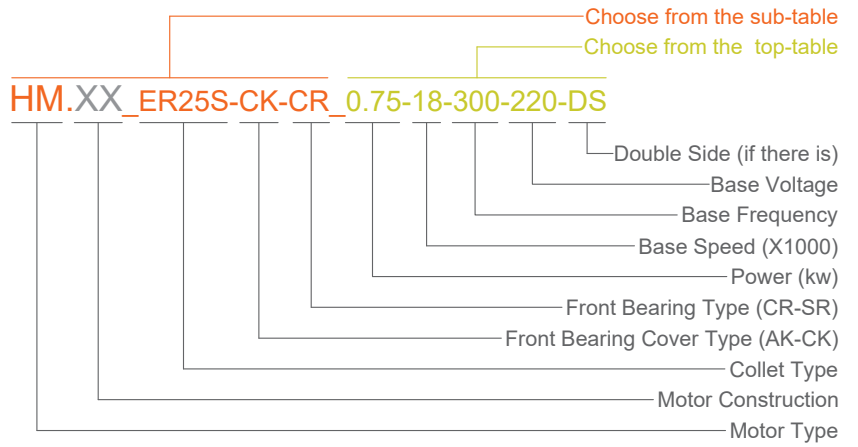
HM73.XX_ER25S-CK-CR
HM73.XX_ER20S-CK-CR
HM73.XX_ER16S-CK-CR

HM90

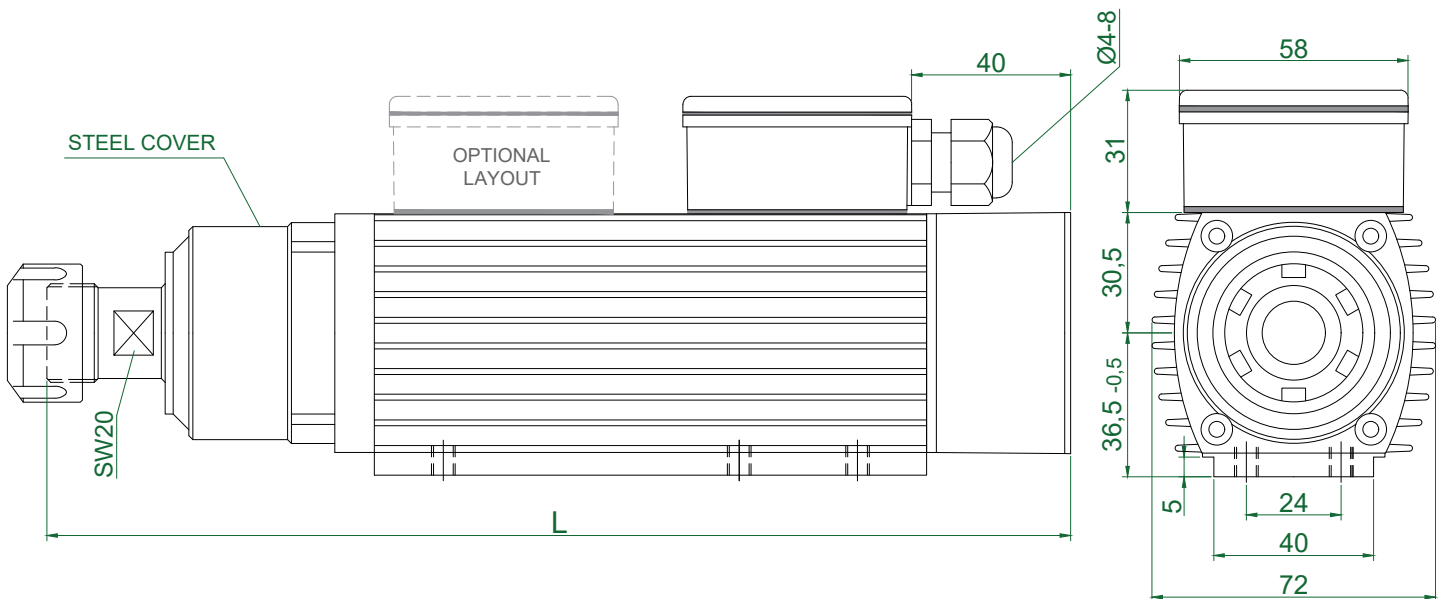

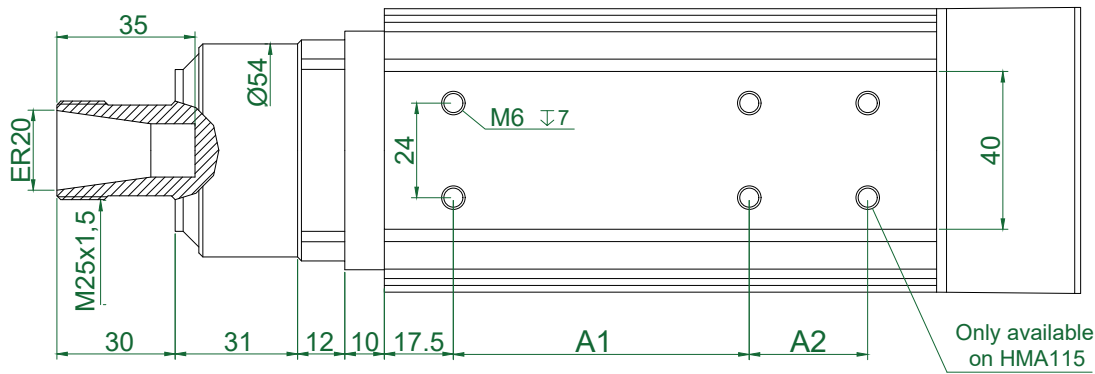
HM90.XX_ER32S-CK-CR
HM90.XX_ER25S-CK-CR
HM90.XX_ER25S-CK-CR-DS

HM110

HM110.XX_ER40S-CK-CR
HM110.XX_ER32S-CK-CR

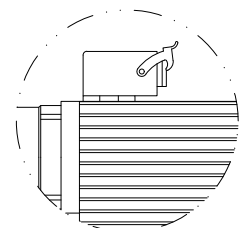


TYPE	Base Speed	Power	Frequency (Hz)			Voltage			Absorbion	
	rpm	kW	Min	Base	Max	Base	Optional	A (220v)	A (380v)	
HMA 55	12000	0,20	150	200	300	220	380	220/380	1,44	0,84
HMA 60	12000	0,22	150	200	300	220	380	220/380	1,50	0,87
HMA 70	12000	0,35	150	200	300	220	380	220/380	2,00	1,16
HMA 85	12000	0,37	150	200	300	220	380	220/380	2,20	1,20
HMA 95	12000	0,55	150	200	300	220	380	220/380	2,60	1,50
HMA 115	12000	0,75	150	200	300	220	380	220/380	3,80	2,20
HMA 55	18000	0,25	200	300	360	220	380	220/380	1,60	0,92
HMA 60	18000	0,27	200	300	360	220	380	220/380	1,90	1,10
HMA 70	18000	0,45	200	300	360	220	380	220/380	2,40	1,40
HMA 85	18000	0,55	200	300	360	220	380	220/380	3,20	1,80
HMA 95	18000	0,75	200	300	360	220	380	220/380	3,70	2,20
HMA 115	18000	1,10	200	300	360	220	380	220/380	5,10	3,00
HMA 55	24000	0,25	250	400		220	380	220/380	1,60	0,92
HMA 60	24000	0,27	250	400		220	380	220/380	1,90	1,10
HMA 70	24000	0,45	250	400		220	380	220/380	2,40	1,40
HMA 85	24000	0,55	250	400		220	380	220/380	3,20	1,80
HMA 95	24000	0,75	250	400		220	380	220/380	3,70	2,20
HMA 115	24000	1,10	250	400		220	380	220/380	5,10	3,00

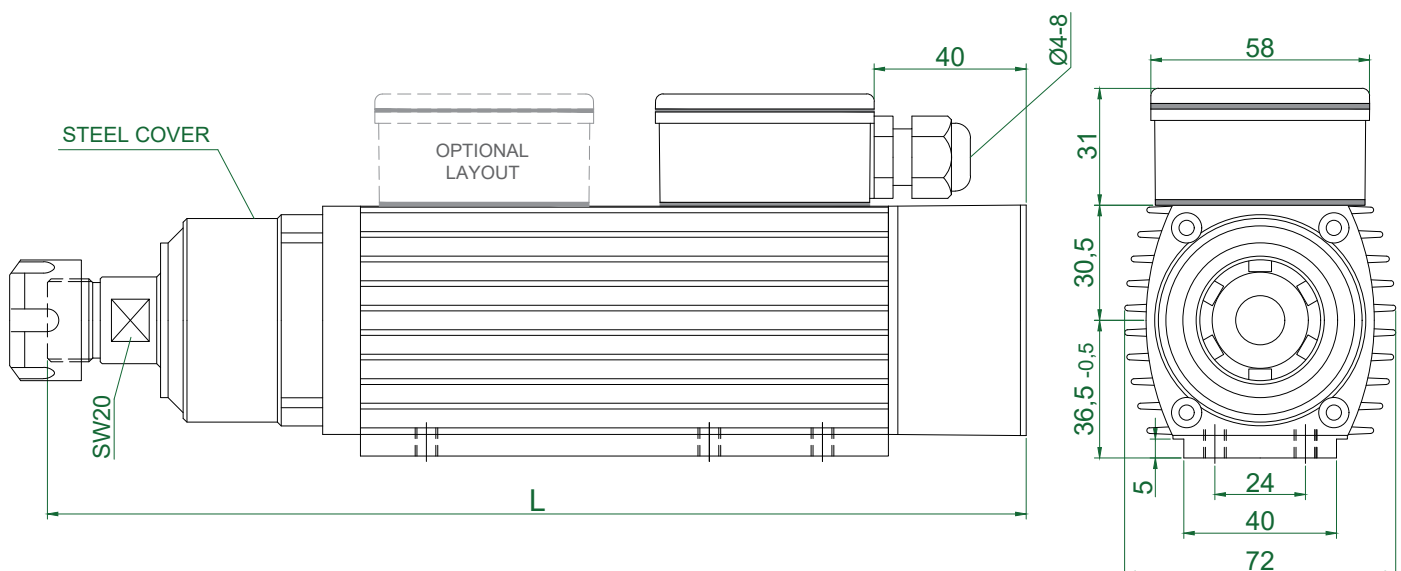

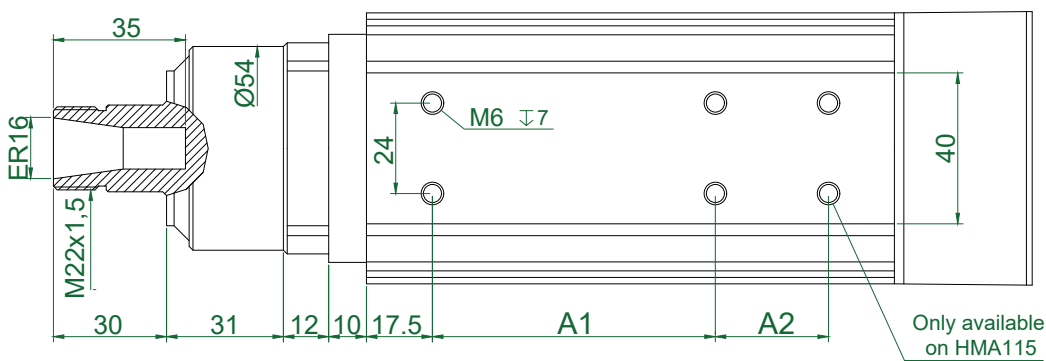


TYPE	A1	A2	L	Apr. Weight Kg
HMA 55_ER20S-CK-CR	60	-	215	2,500
HMA 60_ER20S-CK-CR	60	-	220	2,600
HMA 70_ER20S-CK-CR	75	-	230	2,700
HMA 85_ER20S-CK-CR	75	-	245	3,000
HMA 95_ER20S-CK-CR	75	-	260	3,200
HMA 115_ER20S-CK-CR	75	30	280	3,600

Plug Connection (optional)

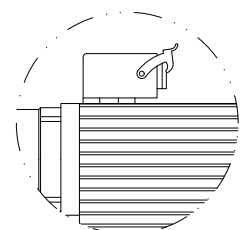


TYPE	Base Speed	Power	Frequency (Hz)			Voltage		Absorption		
	rpm		Min	Base	Max	Base	Optional	A (220v)	A (380v)	
HMA 55	12000	0,20	150	200	300	220	380	220/380	1,44	0,84
HMA 60	12000	0,22	150	200	300	220	380	220/380	1,50	0,87
HMA 70	12000	0,35	150	200	300	220	380	220/380	2,00	1,16
HMA 85	12000	0,37	150	200	300	220	380	220/380	2,20	1,20
HMA 95	12000	0,55	150	200	300	220	380	220/380	2,60	1,50
HMA 115	12000	0,75	150	200	300	220	380	220/380	3,80	2,20
HMA 55	18000	0,25	200	300	360	220	380	220/380	1,60	0,92
HMA 60	18000	0,27	200	300	360	220	380	220/380	1,90	1,10
HMA 70	18000	0,45	200	300	360	220	380	220/380	2,40	1,40
HMA 85	18000	0,55	200	300	360	220	380	220/380	3,20	1,80
HMA 95	18000	0,75	200	300	360	220	380	220/380	3,70	2,20
HMA 115	18000	1,10	200	300	360	220	380	220/380	5,10	3,00
HMA 55	24000	0,25	250	400		220	380	220/380	1,60	0,92
HMA 60	24000	0,27	250	400		220	380	220/380	1,90	1,10
HMA 70	24000	0,45	250	400		220	380	220/380	2,40	1,40
HMA 85	24000	0,55	250	400		220	380	220/380	3,20	1,80
HMA 95	24000	0,75	250	400		220	380	220/380	3,70	2,20
HMA 115	24000	1,10	250	400		220	380	220/380	5,10	3,00

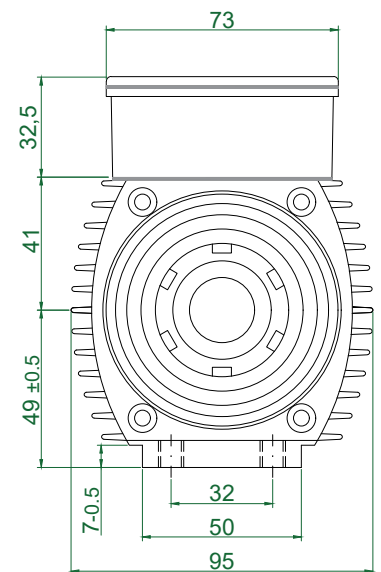
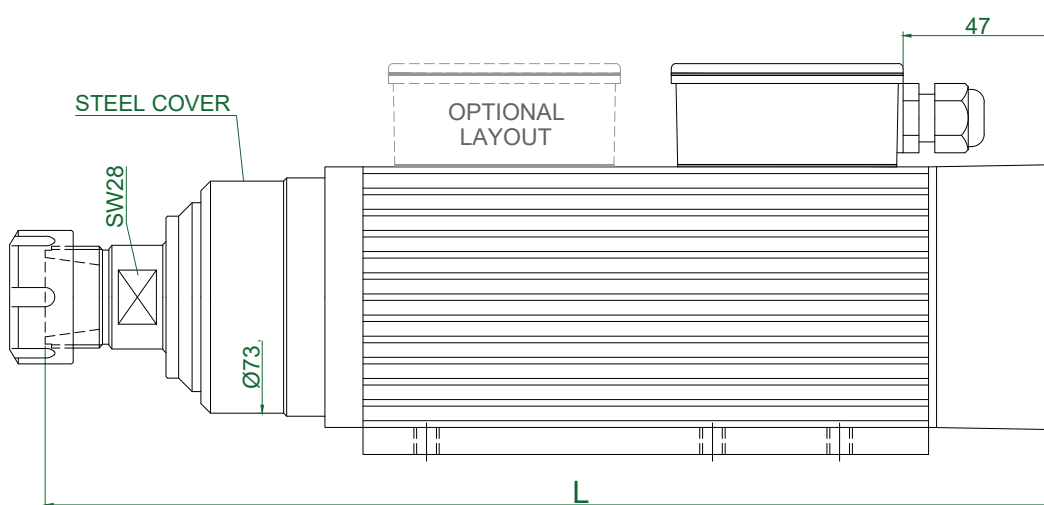
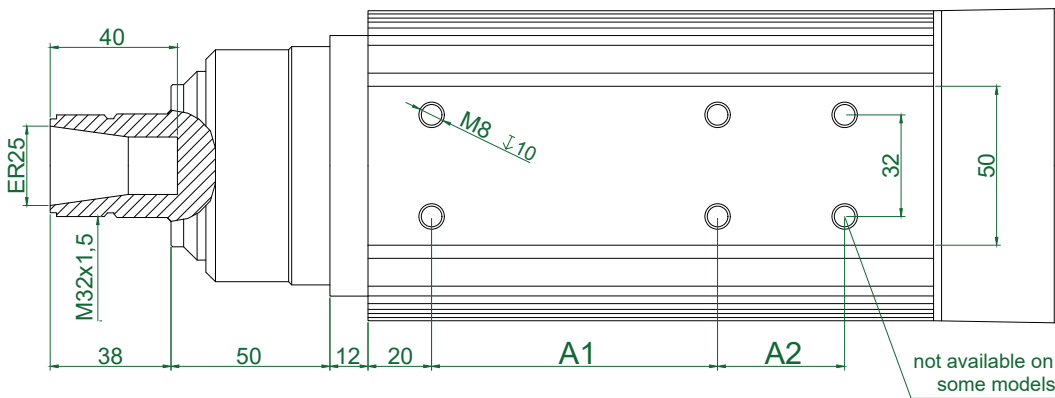


TYPE	A1	A2	L	Apr. Weight Kg
HMA 55_ER16S-CK-CR	60	-	215	2,550
HMA 60_ER16S-CK-CR	60	-	220	2,600
HMA 70_ER16S-CK-CR	75	-	230	2,700
HMA 85_ER16S-CK-CR	75	-	245	3,100
HMA 95_ER16S-CK-CR	75	-	260	3,250
HMA 115_ER16S-CK-CR	75	30	280	3,600

Plug Connection (optional)

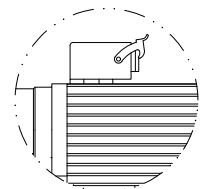


TYPE	Base Speed	Power kW	Frequency (Hz)			Voltage			Absorption	
	rpm		Min	Base	Max	Base	Optional	A (220v)	A (380v)	
HMB 90	12000	0,75	150	200	300	220	380	220/380	4,00	2,30
HMB 100	12000	1,10	150	200	300	220	380	220/380	5,70	3,30
HMB 120	12000	1,50	150	200	300	220	380	220/380	6,40	3,60
HMB 140	12000	2,20	150	200	300	220	380	220/380	10,0	5,80
HMB 170	12000	2,60	150	200	300	380	220	220/380	10,4	6,00
HMB 90	18000	1,10	170	300	340	220	380	220/380	5,70	3,30
HMB 100	18000	1,50	170	300	340	220	380	220/380	6,40	3,60
HMB 120	18000	2,00	170	300	340	220	380	220/380	9,00	5,20
HMB 140	18000	2,20	170	300	340	220	380	220/380	10,0	5,80
HMB 170	18000	3,00	170	300	340	380	220	220/380	12,5	7,20
HMB 90	24000	1,10	250	400		220	380	220/380	5,70	3,30
HMB 100	24000	1,50	250	400		220	380	220/380	6,40	3,60
HMB 120	24000	2,00	250	400		220	380	220/380	9,00	5,20
HMB 140	24000	2,20	250	400		220	380	220/380	10,0	5,80
HMB 170	24000	3,00	250	400		380	220	220/380	12,5	7,20

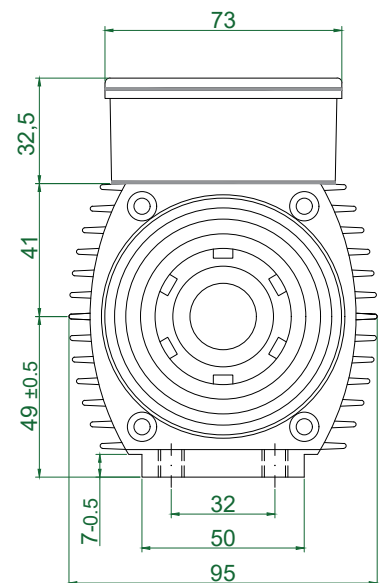
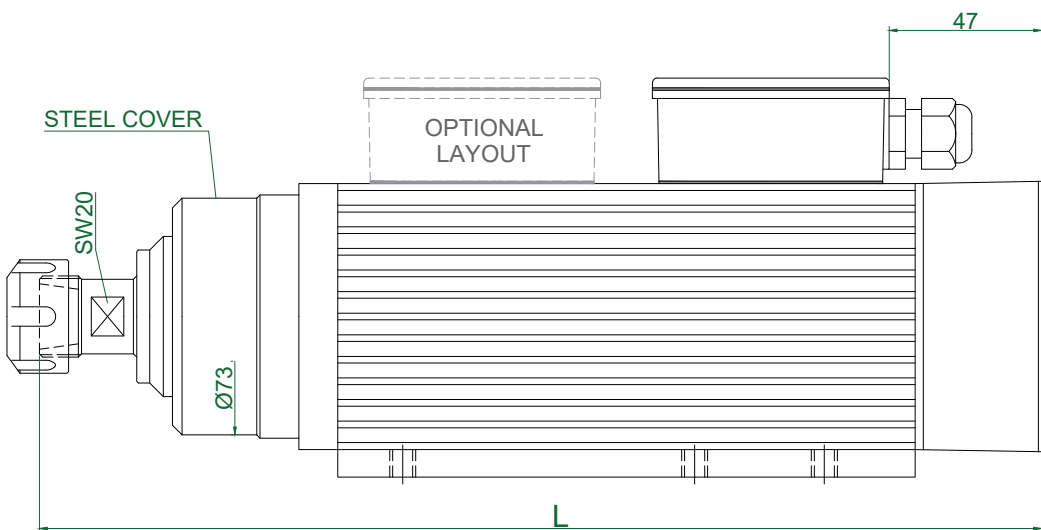

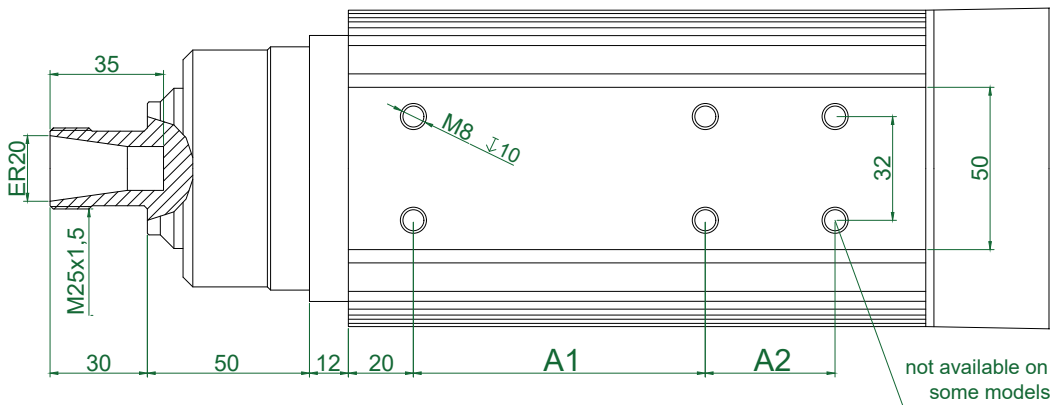


TYPE	A1	A2	L	Apr. Weight Kg
HMB 90_ER25S-CK-CR	90	-	287	6,400
HMB 100_ER25S-CK-CR	90	-	297	6,750
HMB 120_ER25S-CK-CR	90	40	317	7,400
HMB 140_ER25S-CK-CR	90	40	337	8,050
HMB 170_ER25S-CK-CR	90	40	367	9,100

Plug Connection
(optional)

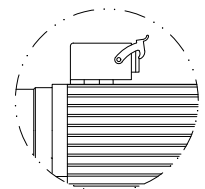


TYPE	Base Speed	Power kW	Frequency (Hz)			Voltage			Absorbtion	
	rpm		Min	Base	Max	Base	Optional	A (220v)	A (380v)	
HMB 90	12000	0,75	150	200	300	220	380	220/380	4,00	2,30
HMB 100	12000	1,10	150	200	300	220	380	220/380	5,70	3,30
HMB 120	12000	1,50	150	200	300	220	380	220/380	6,40	3,60
HMB 140	12000	2,20	150	200	300	220	380	220/380	10,0	5,80
HMB 170	12000	2,60	150	200	300	380	220	220/380	10,4	6,00
HMB 90	18000	1,10	170	300	340	220	380	220/380	5,70	3,30
HMB 100	18000	1,50	170	300	340	220	380	220/380	6,40	3,60
HMB 120	18000	2,00	170	300	340	220	380	220/380	9,00	5,20
HMB 140	18000	2,20	170	300	340	220	380	220/380	10,0	5,80
HMB 170	18000	3,00	170	300	340	380	220	220/380	12,5	7,20
HMB 90	24000	1,10	250	400		220	380	220/380	5,70	3,30
HMB 100	24000	1,50	250	400		220	380	220/380	6,40	3,60
HMB 120	24000	2,00	250	400		220	380	220/380	9,00	5,20
HMB 140	24000	2,20	250	400		220	380	220/380	10,0	5,80
HMB 170	24000	3,00	250	400		380	220	220/380	12,5	7,20

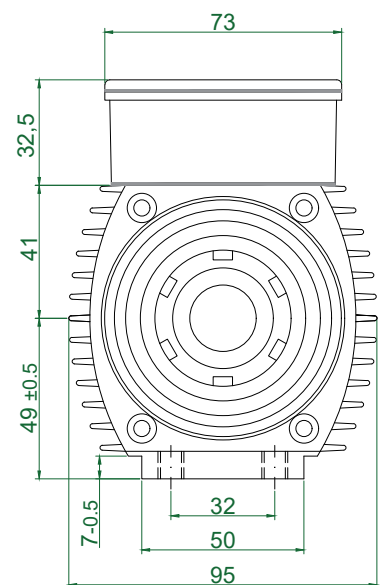
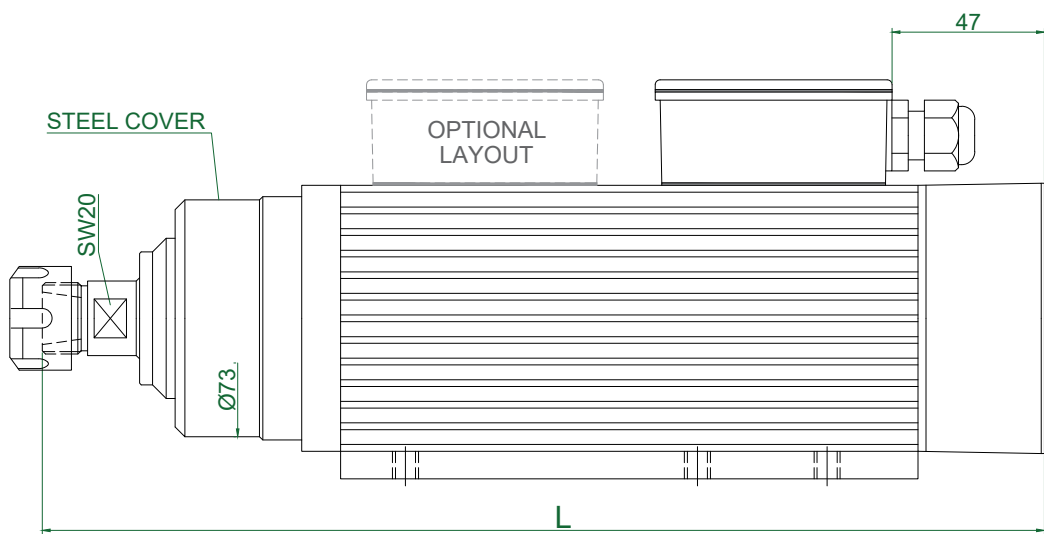

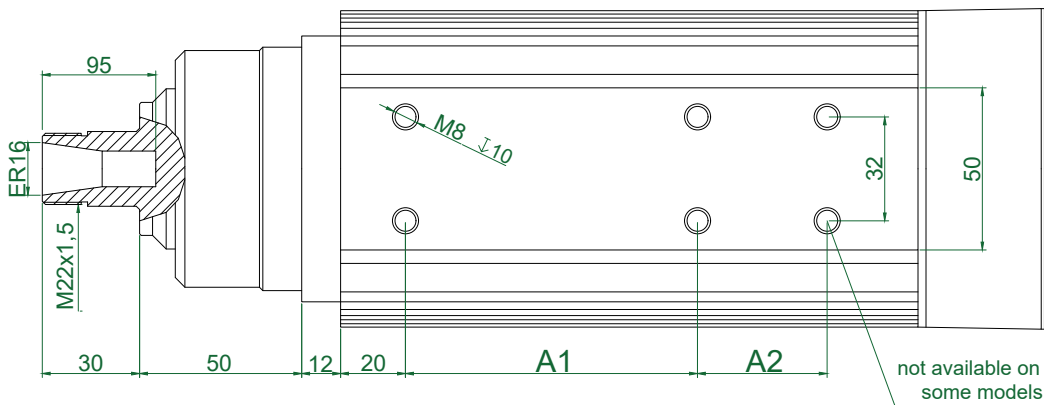


TYPE	A1	A2	L	Apr. Weight Kg
HMB90_ER20S-CK-CR	90	-	279	6,300
HMB100_ER20S-CK-CR	90	-	289	6,600
HMB120_ER20S-CK-CR	90	40	309	7,300
HMB140_ER20S-CK-CR	90	40	329	7,950
HMB170_ER20S-CK-CR	90	40	359	8,950

Plug Connection
(optional)

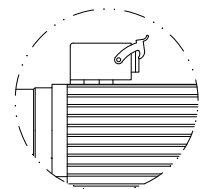


TYPE	Base Speed	Power kW	Frequency (Hz)			Voltage			Absorption	
	rpm		Min	Base	Max	Base	Optional	A (220v)	A (380v)	
HMB 90	12000	0,75	150	200	300	220	380	220/380	4,00	2,30
HMB 100	12000	1,10	150	200	300	220	380	220/380	5,70	3,30
HMB 120	12000	1,50	150	200	300	220	380	220/380	6,40	3,60
HMB 140	12000	2,20	150	200	300	220	380	220/380	10,0	5,80
HMB 170	12000	2,60	150	200	300	380	220	220/380	10,4	6,00
HMB 90	18000	1,10	170	300	340	220	380	220/380	5,70	3,30
HMB 100	18000	1,50	170	300	340	220	380	220/380	6,40	3,60
HMB 120	18000	2,00	170	300	340	220	380	220/380	9,00	5,20
HMB 140	18000	2,20	170	300	340	220	380	220/380	10,0	5,80
HMB 170	18000	3,00	170	300	340	380	220	220/380	12,5	7,20
HMB 90	24000	1,10	250	400		220	380	220/380	5,70	3,30
HMB 100	24000	1,50	250	400		220	380	220/380	6,40	3,60
HMB 120	24000	2,00	250	400		220	380	220/380	9,00	5,20
HMB 140	24000	2,20	250	400		220	380	220/380	10,0	5,80
HMB 170	24000	3,00	250	400		380	220	220/380	12,5	7,20

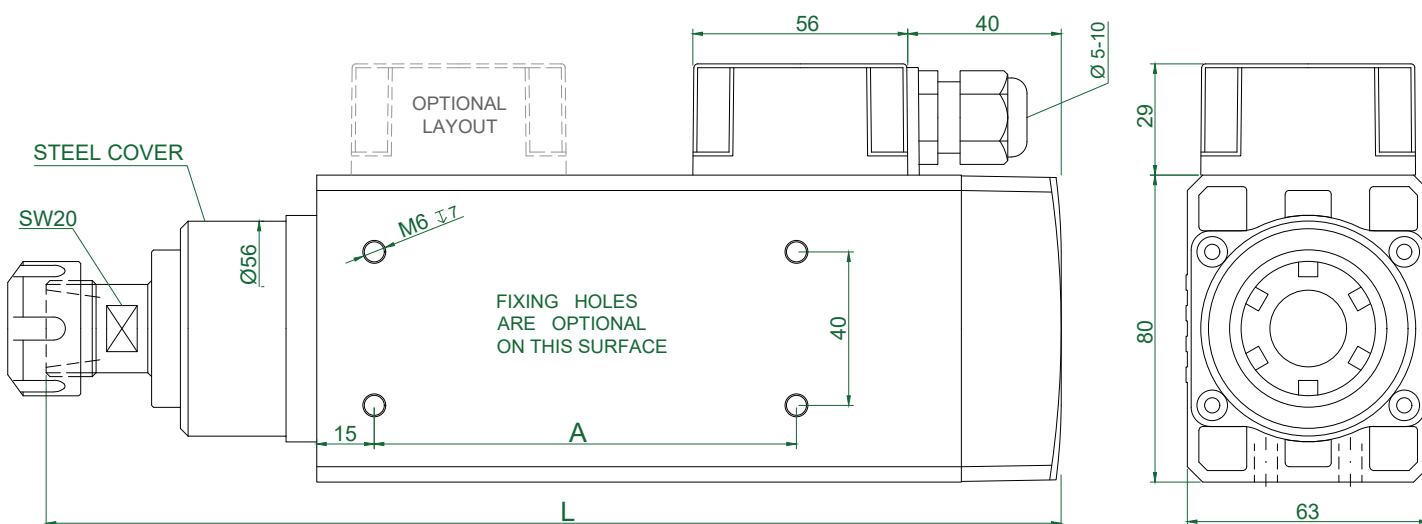

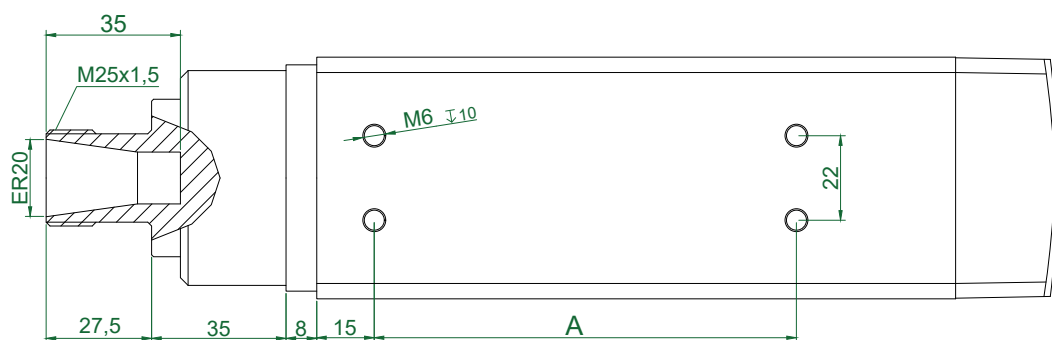


TYPE	A1	A2	L	Apr. Weight Kg
HMB90_ER16S-CK-CR	90	-	279	6,300
HMB100_ER16S-CK-CR	90	-	289	6,600
HMB120_ER16S-CK-CR	90	40	309	7,300
HMB140_ER16S-CK-CR	90	40	329	7,900
HMB170_ER16S-CK-CR	90	40	359	8,950

Plug Connection (optional)

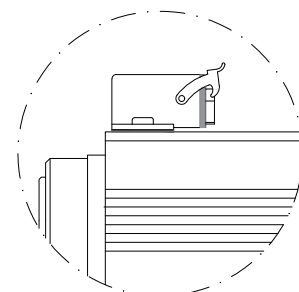


TYPE	Base Speed	Power kW	Frequency (Hz)			Voltage			Absorbtion	
	rpm		Min	Base	Max	Base	Optional	A (220v)	A (380v)	
HM55- 55	12000	0,20	150	200	300	220	380	220/380	1,44	0,84
HM55- 60	12000	0,22	150	200	300	220	380	220/380	1,50	0,87
HM55- 70	12000	0,35	150	200	300	220	380	220/380	2,00	1,16
HM55- 85	12000	0,37	150	200	300	220	380	220/380	2,20	1,20
HM55- 95	12000	0,55	150	200	300	220	380	220/380	2,60	1,50
HM55- 115	12000	0,75	150	200	300	220	380	220/380	3,80	2,20
HM55- 55	18000	0,25	200	300	360	220	380	220/380	1,60	0,92
HM55- 60	18000	0,27	200	300	360	220	380	220/380	1,90	1,10
HM55- 70	18000	0,45	200	300	360	220	380	220/380	2,40	1,40
HM55- 85	18000	0,55	200	300	360	220	380	220/380	3,20	1,80
HM55- 95	18000	0,75	200	300	360	220	380	220/380	3,70	2,20
HM55- 115	18000	1,10	200	300	360	220	380	220/380	5,10	3,00
HM55- 55	24000	0,25	250	400		220	380	220/380	1,60	0,92
HM55- 60	24000	0,27	250	400		220	380	220/380	1,90	1,10
HM55- 70	24000	0,45	250	400		220	380	220/380	2,40	1,40
HM55- 85	24000	0,55	250	400		220	380	220/380	3,20	1,80
HM55- 95	24000	0,75	250	400		220	380	220/380	3,70	2,20
HM55- 115	24000	1,10	250	400		220	380	220/380	5,10	3,00

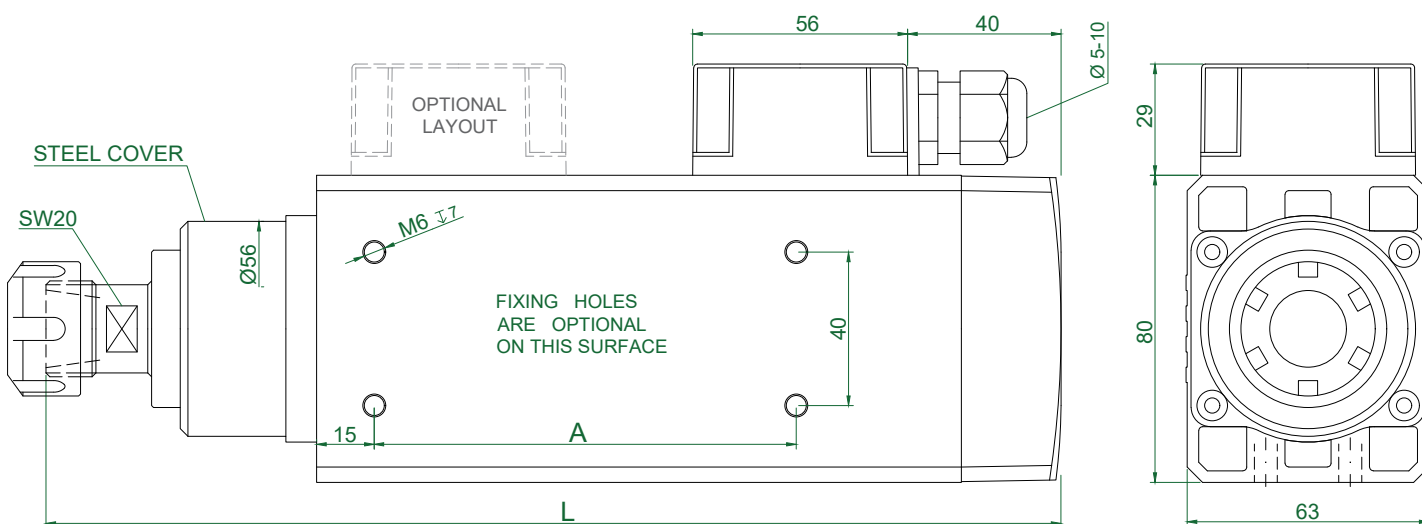

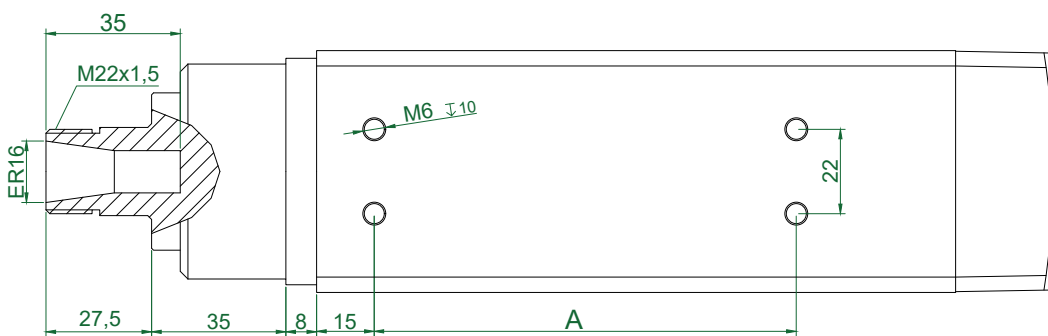


TYPE	A	L	Apr. Weight Kg
HM55.55_ER20S-CKM-CR	85	225	3,050
HM55.60_ER20S-CKM-CR	85	230	3,100
HM55.70_ER20S-CKM-CR	85	240	3,250
HM55.85_ER20S-CKM-CR	110	255	3,500
HM55.95_ER20S-CKM-CR	110	265	3,650
HM55.115_ER20S-CKM-CR	110	285	4,000

PLUG CONNECTION
(OPTIONAL)

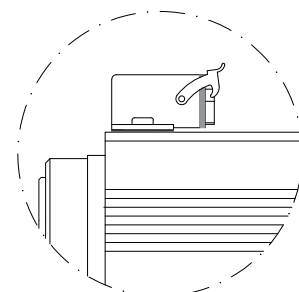


TYPE	Base Speed	Power	Frequency (Hz)			Voltage			Absorption	
	rpm		Min	Base	Max	Base	Optional	A (220v)	A (380v)	
HM55- 55	12000	0,20	150	200	300	220	380	220/380	1,44	0,84
HM55- 60	12000	0,22	150	200	300	220	380	220/380	1,50	0,87
HM55- 70	12000	0,35	150	200	300	220	380	220/380	2,00	1,16
HM55- 85	12000	0,37	150	200	300	220	380	220/380	2,20	1,20
HM55- 95	12000	0,55	150	200	300	220	380	220/380	2,60	1,50
HM55- 115	12000	0,75	150	200	300	220	380	220/380	3,80	2,20
HM55- 55	18000	0,25	200	300	360	220	380	220/380	1,60	0,92
HM55- 60	18000	0,27	200	300	360	220	380	220/380	1,90	1,10
HM55- 70	18000	0,45	200	300	360	220	380	220/380	2,40	1,40
HM55- 85	18000	0,55	200	300	360	220	380	220/380	3,20	1,80
HM55- 95	18000	0,75	200	300	360	220	380	220/380	3,70	2,20
HM55- 115	18000	1,10	200	300	360	220	380	220/380	5,10	3,00
HM55- 55	24000	0,25	250	400		220	380	220/380	1,60	0,92
HM55- 60	24000	0,27	250	400		220	380	220/380	1,90	1,10
HM55- 70	24000	0,45	250	400		220	380	220/380	2,40	1,40
HM55- 85	24000	0,55	250	400		220	380	220/380	3,20	1,80
HM55- 95	24000	0,75	250	400		220	380	220/380	3,70	2,20
HM55- 115	24000	1,10	250	400		220	380	220/380	5,10	3,00

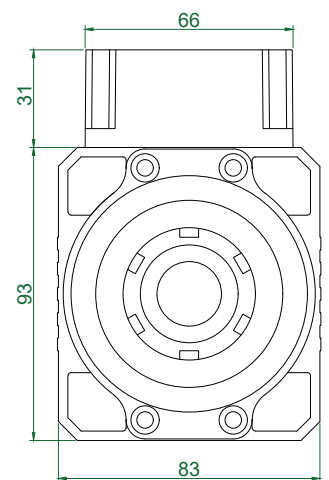
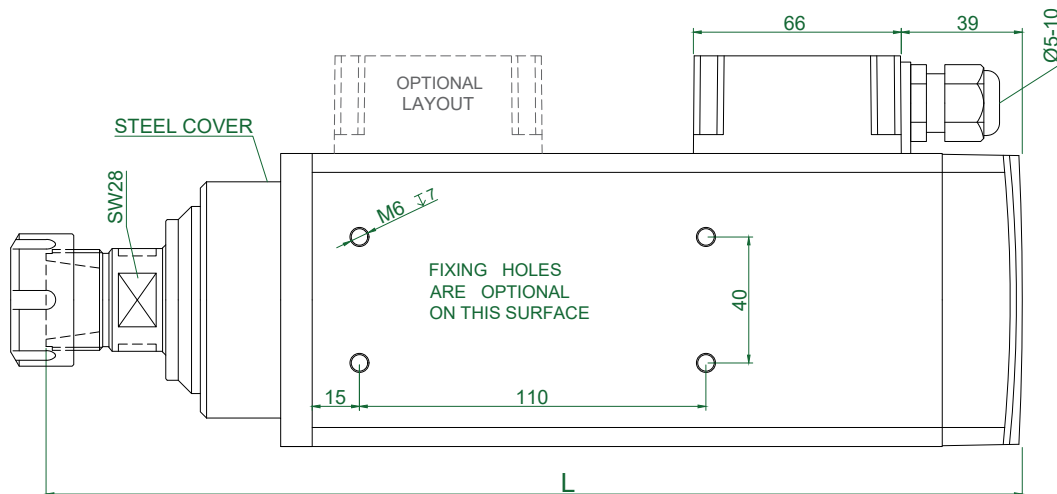

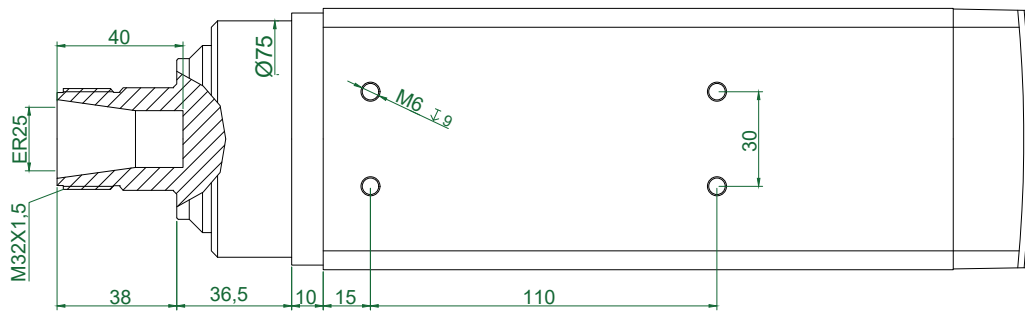


TYPE	A	L	Apr. Weight Kg
HM55.55_ER16S-CKM-CR	85	225	3,100
HM55.60_ER16S-CKM-CR	85	230	3,150
HM55.70_ER16S-CKM-CR	85	240	3,300
HM55.85_ER16S-CKM-CR	110	255	3,550
HM55.95_ER16S-CKM-CR	110	265	3,700
HM55.115_ER16S-CKM-CR	110	285	4,050

PLUG CONNECTION (OPTIONAL)

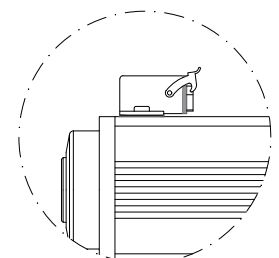


TYPE	Base Speed	Power kW	Frequency (Hz)			Voltage			Absorption	
	rpm		Min	Base	Max	Base	Optional	A (220v)	A (380v)	
HM73-09	12000	0,75	150	200	300	220	380	220/380	4,00	2,30
HM73-10	12000	1,10	150	200	300	220	380	220/380	5,70	3,30
HM73-12	12000	1,50	150	200	300	220	380	220/380	6,40	3,60
HM73-14	12000	2,20	150	200	300	220	380	220/380	10,0	5,80
HM73-17	12000	2,60	150	200	300	380	220	220/380	10,4	6,00
HM73-09	18000	1,10	170	300	340	220	380	220/380	5,70	3,30
HM73-10	18000	1,50	170	300	340	220	380	220/380	6,40	3,60
HM73-12	18000	2,00	170	300	340	220	380	220/380	9,00	5,20
HM73-14	18000	2,20	170	300	340	220	380	220/380	10,0	5,80
HM73-17	18000	3,00	170	300	340	380	220	220/380	12,5	7,20
HM73-09	24000	1,10	250	400		220	380	220/380	5,70	3,30
HM73-10	24000	1,50	250	400		220	380	220/380	6,40	3,60
HM73-12	24000	2,00	250	400		220	380	220/380	9,00	5,20
HM73-14	24000	2,20	250	400		220	380	220/380	10,0	5,80
HM73-17	24000	3,00	250	400		380	220	220/380	12,5	7,20

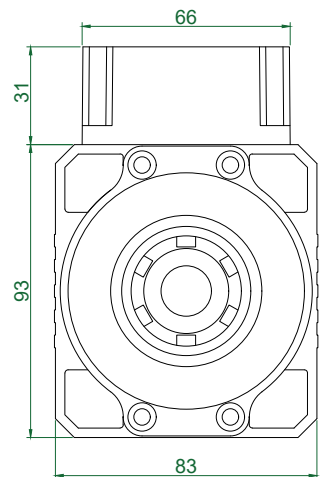
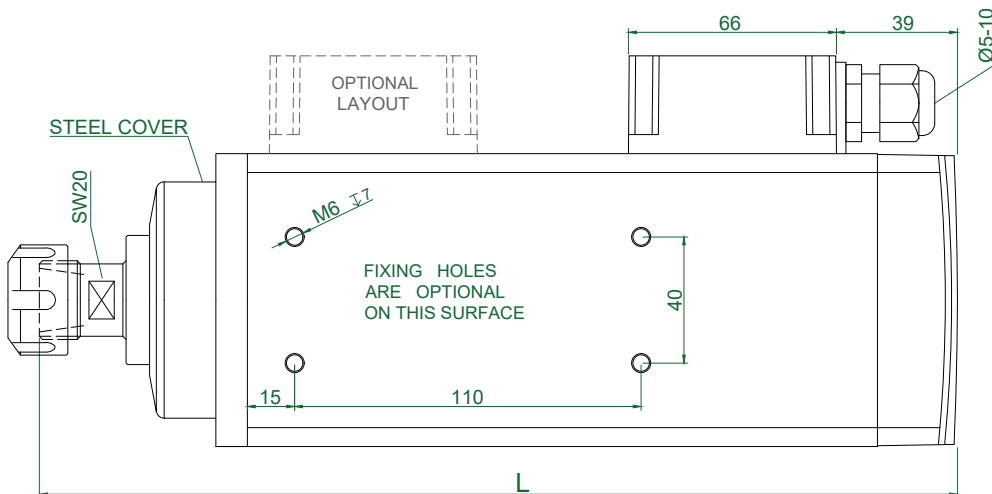

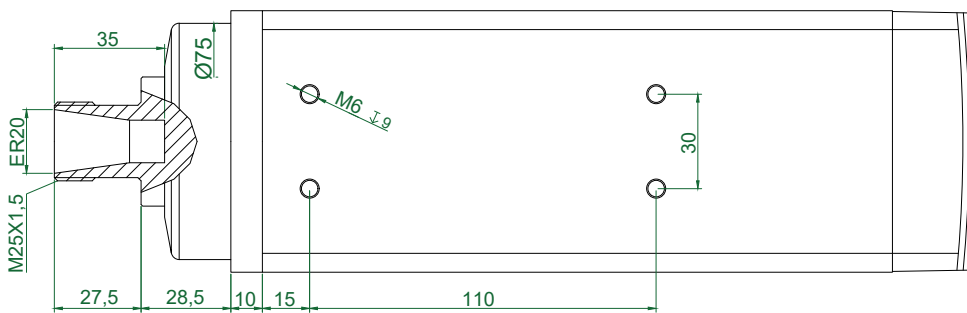


TYPE	L	Apr. Weight Kg
HM73.09_ER25S-CK-CR	280	6,400
HM73.10_ER25S-CK-CR	290	6,730
HM73.12_ER25S-CK-CR	310	7,380
HM73.14_ER25S-CK-CR	330	7,900
HM73.17_ER25S-CK-CR	360	8,900

PLUG CONNECTION
(OPTIONAL)

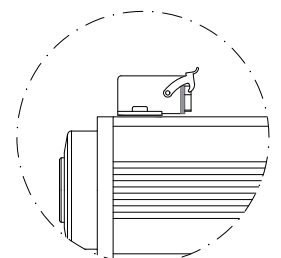


TYPE	Base Speed	Power kW	Frequency (Hz)			Voltage			Absorption	
	rpm		Min	Base	Max	Base	Optional	A (220v)	A (380v)	
HM73-09	12000	0,75	150	200	300	220	380	220/380	4,00	2,30
HM73-10	12000	1,10	150	200	300	220	380	220/380	5,70	3,30
HM73-12	12000	1,50	150	200	300	220	380	220/380	6,40	3,60
HM73-14	12000	2,20	150	200	300	220	380	220/380	10,0	5,80
HM73-17	12000	2,60	150	200	300	380	220	220/380	10,4	6,00
HM73-09	18000	1,10	170	300	340	220	380	220/380	5,70	3,30
HM73-10	18000	1,50	170	300	340	220	380	220/380	6,40	3,60
HM73-12	18000	2,00	170	300	340	220	380	220/380	9,00	5,20
HM73-14	18000	2,20	170	300	340	220	380	220/380	10,0	5,80
HM73-17	18000	3,00	170	300	340	380	220	220/380	12,5	7,20
HM73-09	24000	1,10	250	400		220	380	220/380	5,70	3,30
HM73-10	24000	1,50	250	400		220	380	220/380	6,40	3,60
HM73-12	24000	2,00	250	400		220	380	220/380	9,00	5,20
HM73-14	24000	2,20	250	400		220	380	220/380	10,0	5,80
HM73-17	24000	3,00	250	400		380	220	220/380	12,5	7,20

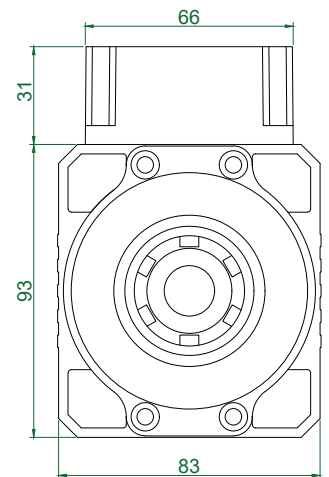
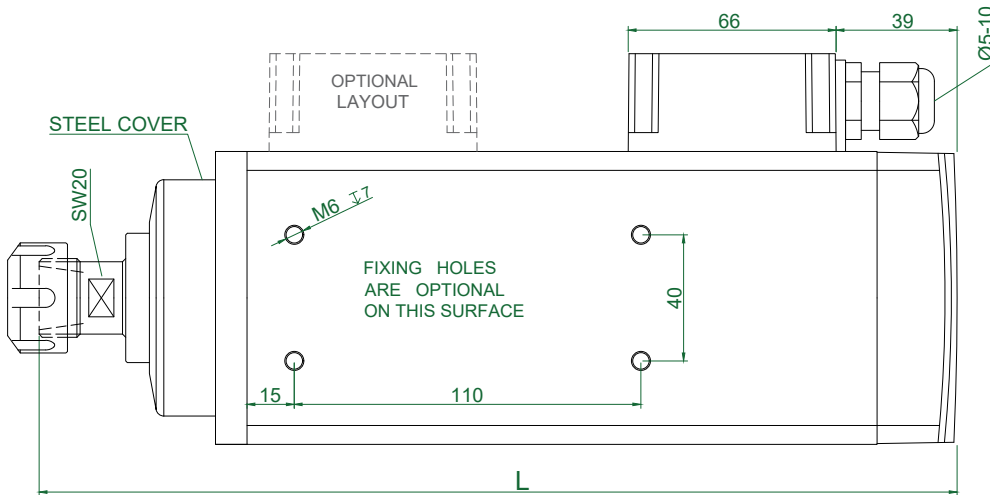

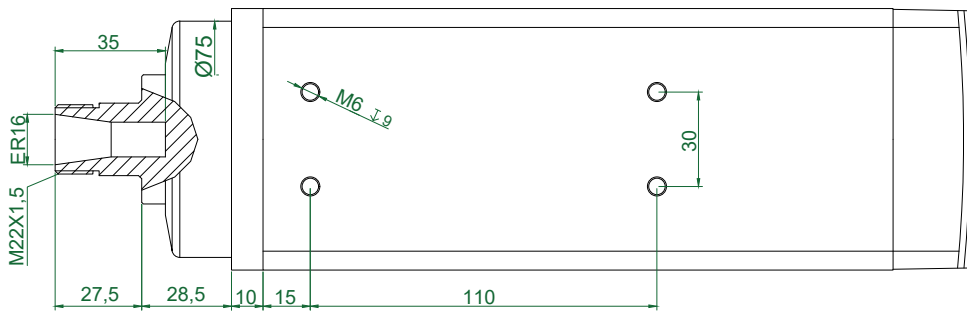


TYPE	L	Apr. Weight Kg
HM73.09_ER20S-CK-CR	262	5,700
HM73.10_ER20S-CK-CR	272	6,000
HM73.12_ER20S-CK-CR	292	6,650
HM73.14_ER20S-CK-CR	312	7,200
HM73.17_ER20S-CK-CR	342	8,200

PLUG CONNECTION
(OPTIONAL)

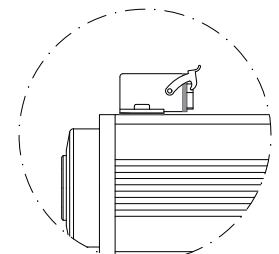


TYPE	Base Speed	Power	Frequency (Hz)			Voltage			Absorption	
	rpm		kW	Min	Base	Max	Base	Optional	A (220v)	A (380v)
HM73-09	12000	0,75	150	200	300	220	380	220/380	4,00	2,30
HM73-10	12000	1,10	150	200	300	220	380	220/380	5,70	3,30
HM73-12	12000	1,50	150	200	300	220	380	220/380	6,40	3,60
HM73-14	12000	2,20	150	200	300	220	380	220/380	10,0	5,80
HM73-17	12000	2,60	150	200	300	380	220	220/380	10,4	6,00
HM73-09	18000	1,10	170	300	340	220	380	220/380	5,70	3,30
HM73-10	18000	1,50	170	300	340	220	380	220/380	6,40	3,60
HM73-12	18000	2,00	170	300	340	220	380	220/380	9,00	5,20
HM73-14	18000	2,20	170	300	340	220	380	220/380	10,0	5,80
HM73-17	18000	3,00	170	300	340	380	220	220/380	12,5	7,20
HM73-09	24000	1,10	250	400		220	380	220/380	5,70	3,30
HM73-10	24000	1,50	250	400		220	380	220/380	6,40	3,60
HM73-12	24000	2,00	250	400		220	380	220/380	9,00	5,20
HM73-14	24000	2,20	250	400		220	380	220/380	10,0	5,80
HM73-17	24000	3,00	250	400		380	220	220/380	12,5	7,20

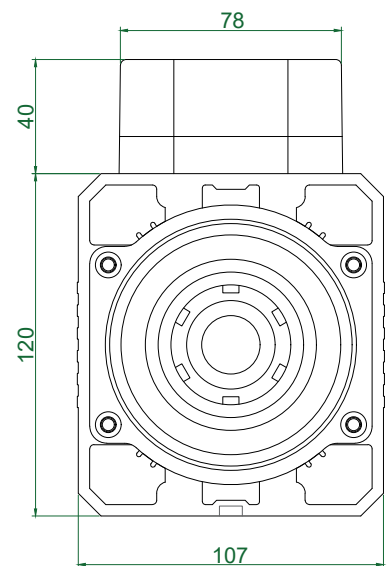
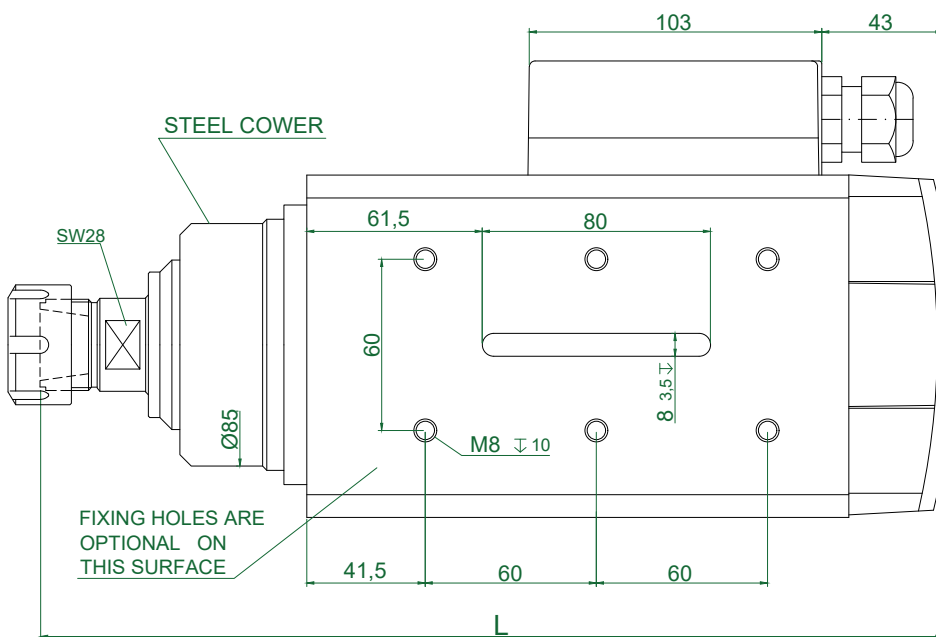

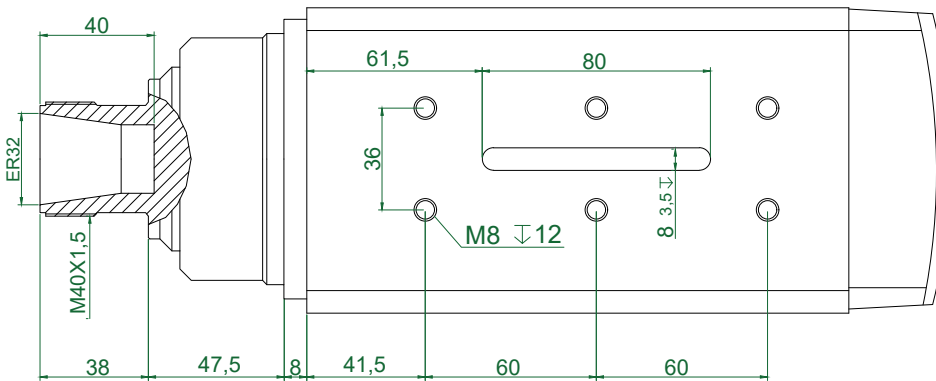


TYPE	L	Apr. Weight Kg
HM73.09_ER16S-CK-CR	262	5,700
HM73.10_ER16S-CK-CR	272	6,000
HM73.12_ER16S-CK-CR	292	6,650
HM73.14_ER16S-CK-CR	312	7,200
HM73.17_ER16S-CK-CR	342	8,200

PLUG CONNECTION (OPTIONAL)

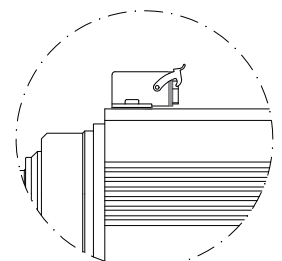


TYPE	Base Speed	Power kW	Frequency (Hz)			Voltage			Absorption	
	rpm		Min	Base	Max	Base	Optional	A (220v)	A (380v)	
HM90-10	3000	1,00	40	50	75	380	220	220/380	4,90	2,90
HM90-14	3000	1,35	40	50	75	380	220	220/380	5,90	3,30
HM90-17	3000	1,50	40	50	75	380	220	220/380	6,50	3,80
HM90-10	6000	2,20	70	100	180	220	380	220/380	9,50	5,50
HM90-14	6000	3,50	70	100	180	380	220	220/380	13,0	7,50
HM90-17	6000	4,00	140	200	360	380	220	220/380	16,4	9,50
HM90-10	12000	3,50	150	200	300	380	220	220/380	13,00	7,50
HM90-14	12000	4,00	150	200	300	380	220	220/380	16,40	9,50
HM90-14	12000	4,50	150	200	300	380	220	220/380	18,0	9,90
HM90-17	12000	5,50	150	200	300	380	220	220/380	19,8	11,4
HM90-10	18000	4,00	170	300	340	380	220	220/380	16,4	9,50
HM90-10	18000	4,50	170	300	340	380	220	220/380	18,0	9,90
HM90-14	18000	5,50	170	300	340	380	220	220/380	19,8	11,4
HM90-14	18000	6,00	170	300	340	380	220	220/380	21,0	12,4
HM90-17	18000	7,00	170	300	340	380	220	220/380	25,0	14,5
HM90-10	24000	4,00	250	400		380	220	220/380	16,4	9,50
HM90-10	24000	4,50	250	400		380	220	220/380	18,0	9,90
HM90-14	24000	5,50	250	400		380	220	220/380	19,8	11,4
HM90-14	24000	6,00	250	400		380	220	220/380	21,0	12,4
HM90-17	24000	7,00	250	400		380	220	220/380	25,0	14,5

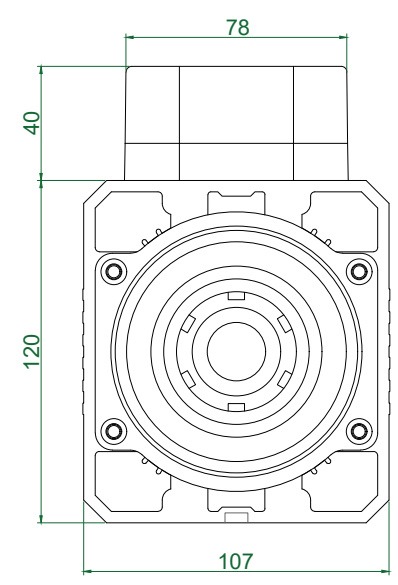
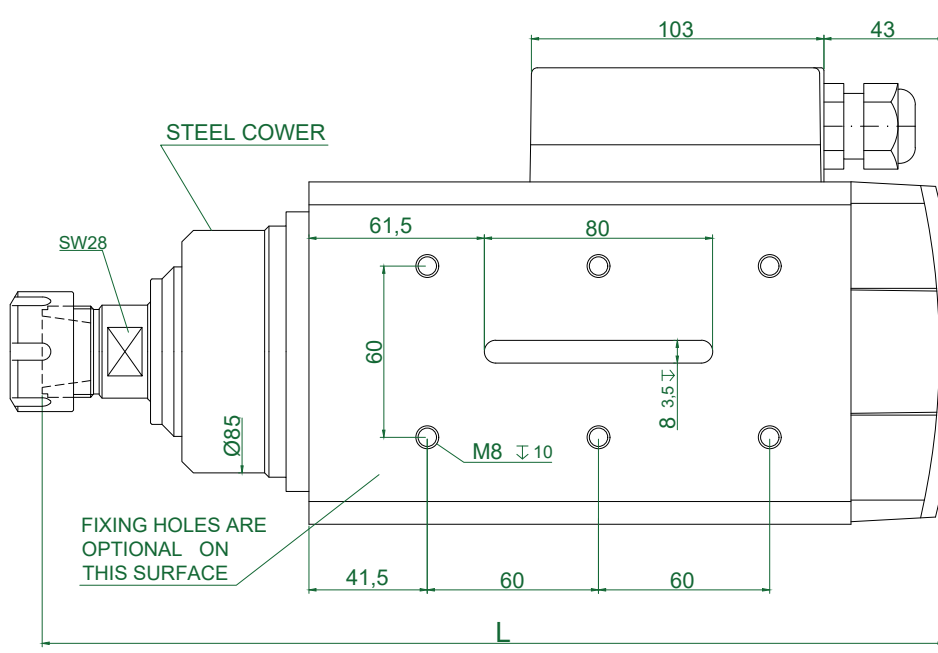

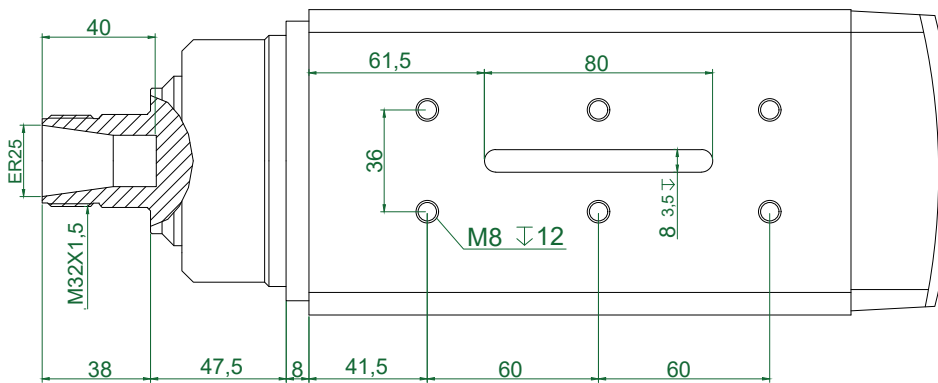


TYPE	L	Apr. Weight Kg
HM90.10_ER32S-CK-CR	317	11,400
HM90.14_ER32S-CK-CR	357	13,500
HM90.17_ER32S-CK-CR	387	15,000

PLUG CONNECTION
(optional)

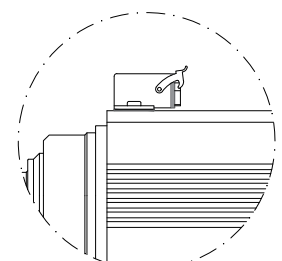


TYPE	Base Speed	Power kW	Frequency (Hz)			Voltage			Absorption	
	rpm		Min	Base	Max	Base	Optional	A (220v)	A (380v)	
HM90-10	3000	1,00	40	50	75	380	220	220/380	4,90	2,90
HM90-14	3000	1,35	40	50	75	380	220	220/380	5,90	3,30
HM90-17	3000	1,50	40	50	75	380	220	220/380	6,50	3,80
HM90-10	6000	2,20	70	100	180	220	380	220/380	9,50	5,50
HM90-14	6000	3,50	70	100	180	380	220	220/380	13,0	7,50
HM90-17	6000	4,00	140	200	360	380	220	220/380	16,4	9,50
HM90-10	12000	3,50	150	200	300	380	220	220/380	13,00	7,50
HM90-14	12000	4,00	150	200	300	380	220	220/380	16,40	9,50
HM90-14	12000	4,50	150	200	300	380	220	220/380	18,0	9,90
HM90-17	12000	5,50	150	200	300	380	220	220/380	19,8	11,4
HM90-10	18000	4,00	170	300	340	380	220	220/380	16,4	9,50
HM90-10	18000	4,50	170	300	340	380	220	220/380	18,0	9,90
HM90-14	18000	5,50	170	300	340	380	220	220/380	19,8	11,4
HM90-14	18000	6,00	170	300	340	380	220	220/380	21,0	12,4
HM90-17	18000	7,00	170	300	340	380	220	220/380	25,0	14,5
HM90-10	24000	4,00	250	400		380	220	220/380	16,4	9,50
HM90-10	24000	4,50	250	400		380	220	220/380	18,0	9,90
HM90-14	24000	5,50	250	400		380	220	220/380	19,8	11,4
HM90-14	24000	6,00	250	400		380	220	220/380	21,0	12,4
HM90-17	24000	7,00	250	400		380	220	220/380	25,0	14,5

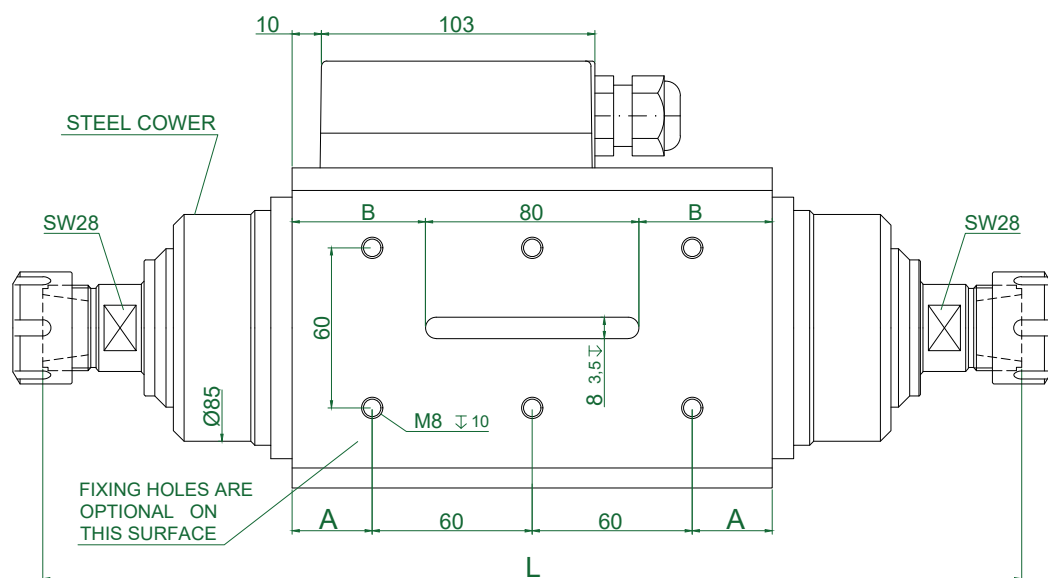

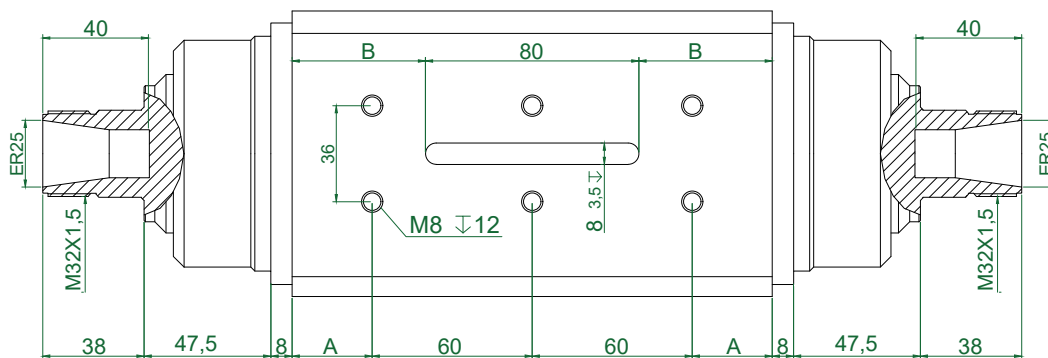


TYPE	L	Apr. Weight Kg
HM90.10_ER25S-CK-CR	317	11,150
HM90.14_ER25S-CK-CR	357	13,300
HM90.17_ER25S-CK-CR	387	14,800

PLUG CONNECTION
(optional)



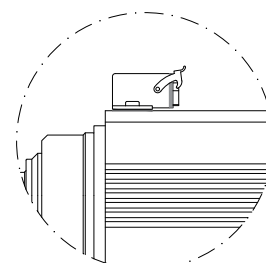
TYPE	Base Speed	Power kW	Frequency (Hz)			Voltage			Absorption	
	rpm		Min	Base	Max	Base	Optional	A (220v)	A (380v)	
HM90-10	3000	1,00	40	50	75	380	220	220/380	4,90	2,90
HM90-14	3000	1,35	40	50	75	380	220	220/380	5,90	3,30
HM90-17	3000	1,50	40	50	75	380	220	220/380	6,50	3,80
HM90-10	6000	2,20	70	100	180	220	380	220/380	9,50	5,50
HM90-14	6000	3,50	70	100	180	380	220	220/380	13,0	7,50
HM90-17	6000	4,00	140	200	360	380	220	220/380	16,4	9,50
HM90-10	12000	3,50	150	200	300	380	220	220/380	13,00	7,50
HM90-14	12000	4,00	150	200	300	380	220	220/380	16,40	9,50
HM90-14	12000	4,50	150	200	300	380	220	220/380	18,0	9,90
HM90-17	12000	5,50	150	200	300	380	220	220/380	19,8	11,4
HM90-10	18000	4,00	170	300	340	380	220	220/380	16,4	9,50
HM90-10	18000	4,50	170	300	340	380	220	220/380	18,0	9,90
HM90-14	18000	5,50	170	300	340	380	220	220/380	19,8	11,4
HM90-14	18000	6,00	170	300	340	380	220	220/380	21,0	12,4
HM90-17	18000	7,00	170	300	340	380	220	220/380	25,0	14,5
HM90-10	24000	4,00	250	400		380	220	220/380	16,4	9,50
HM90-10	24000	4,50	250	400		380	220	220/380	18,0	9,90
HM90-14	24000	5,50	250	400		380	220	220/380	19,8	11,4
HM90-14	24000	6,00	250	400		380	220	220/380	21,0	12,4
HM90-17	24000	7,00	250	400		380	220	220/380	25,0	14,5



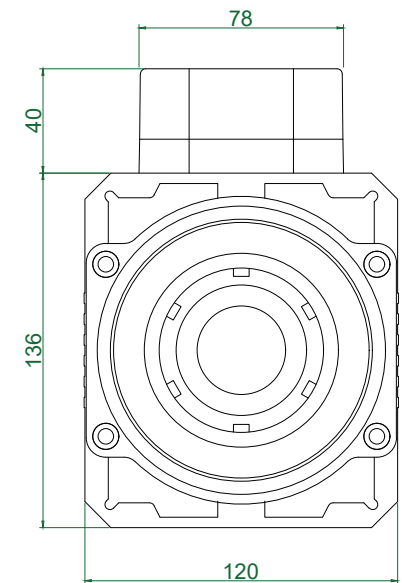
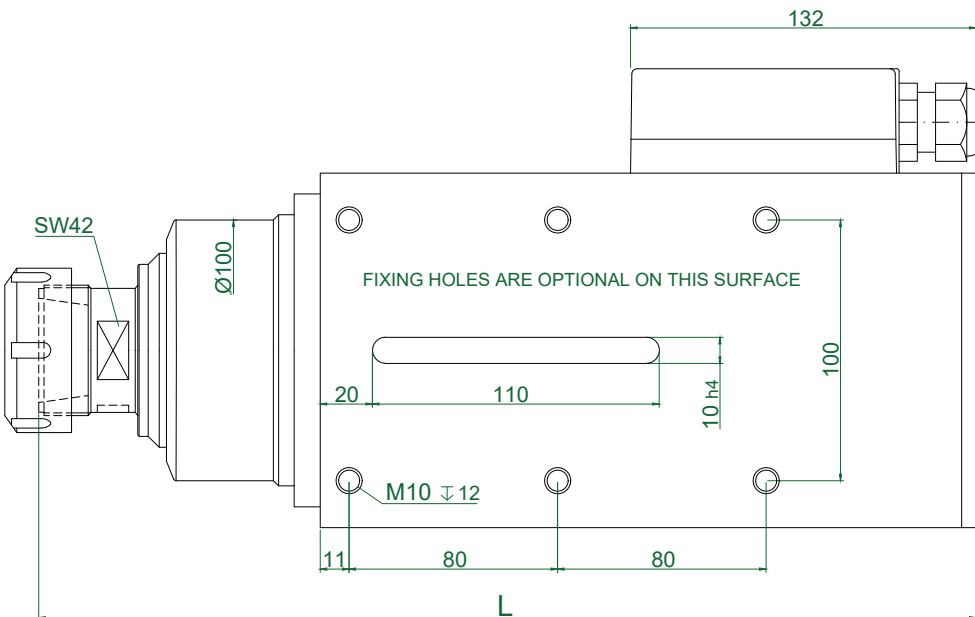

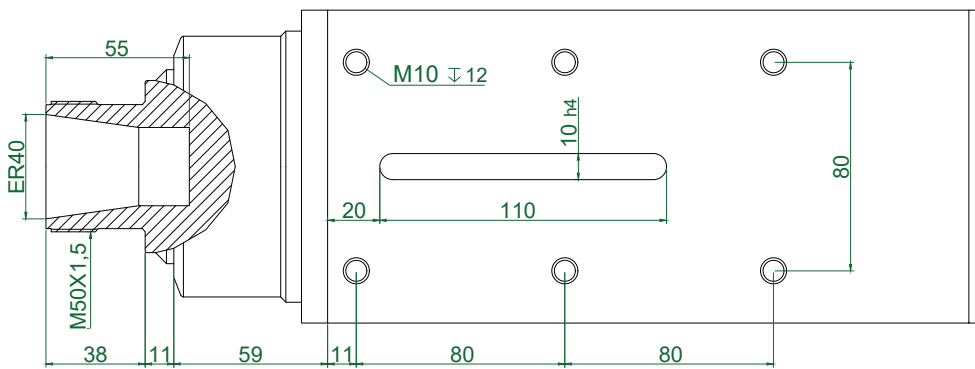
NO COOLING / S2 - Max. 30 min.

TYPE	A	B	L	Apr. Weight Kg
HM90.10_ER25S-CK-CR-DS	30	50	367	12,350
HM90.14_ER25S-CK-CR-DS	50	70	407	14,500
HM90.17_ER25S-CK-CR-DS	65	85	437	16,000

PLUG CONNECTION
(optional)

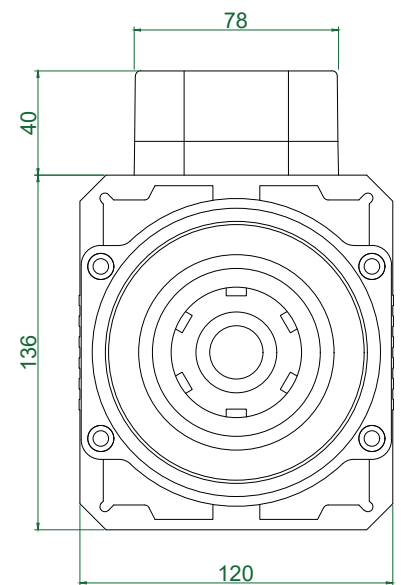
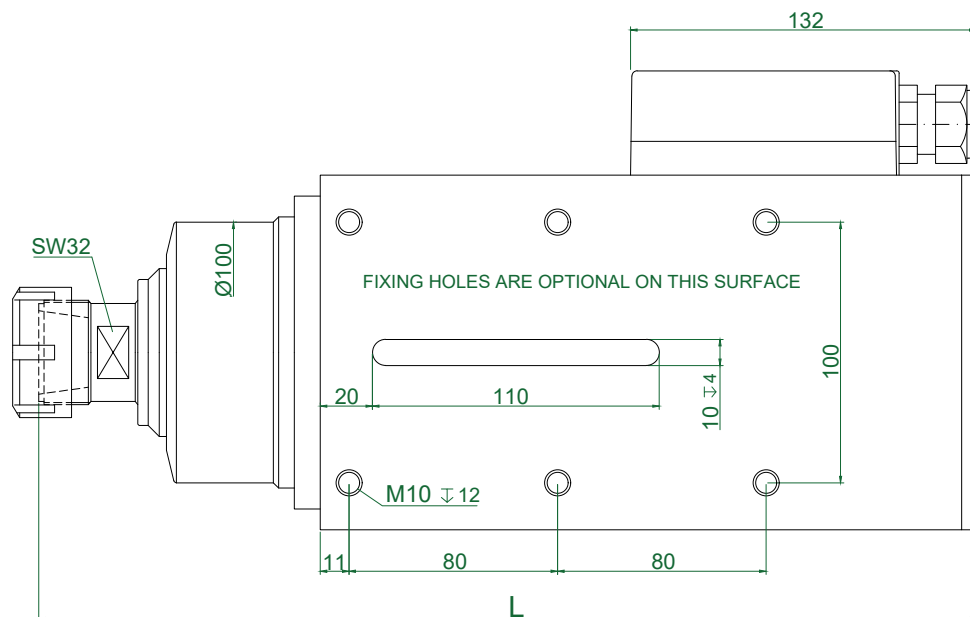

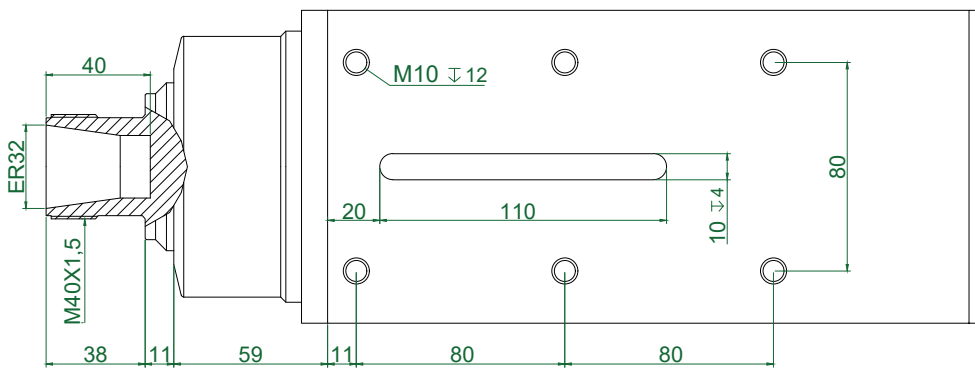


TYPE	Base Speed	Power	Frequency (Hz)			Voltage		Absorbtion		
	rpm		Min	Base	Max	Base	Optional	A (220v)	A (380v)	
HM110-10	3000	2,20	40	50	75	220	380	220/380	9,50	5,50
HM110-12	3000	3,00	40	50	75	380	220	220/380	12,5	7,20
HM110-10	6000	3,00	140	200	360	380	220	220/380	12,5	7,20
HM110-10	6000	3,00	70	100	180	380	220	220/380	12,5	7,20
HM110-10	6000	4,00	140	200	360	380	220	220/380	16,4	9,50
HM110-10	6000	4,00	70	100	180	380	220	220/380	16,4	9,50
HM110-12	6000	5,50	140	200	360	380	220	220/380	19,8	11,40
HM110-12	6000	5,50	70	100	180	380	220	220/380	19,8	11,40
HM110-10	12000	4,00	300	400	600	380	220	220/380	16,4	9,50
HM110-10	12000	4,00	150	200	300	380	220	220/380	16,4	9,50
HM110-10	12000	5,50	300	400	600	380	220	220/380	19,8	11,40
HM110-10	12000	5,50	150	200	300	380	220	220/380	19,8	11,40
HM110-12	12000	7,50	300	400	600	380	220	220/380	28,7	16,6
HM110-12	12000	7,50	150	200	300	380	220	220/380	28,7	16,6
HM110-10	18000	7,50	340	600	680	380	220	220/380	28,7	16,6
HM110-10	18000	7,50	170	300	340	380	220	220/380	28,7	16,6
HM110-12	18000	9,00	340	600	680	380	220	220/380	34,5	20,0
HM110-12	18000	9,00	170	300	340	380	220	220/380	34,5	20,0



TYPE	L	Apr. Weight Kg
HM110.10_ER40S-CK-CR	340	16,900
HM110.12_ER40S-CK-CR	360	18,300

TYPE	Base Speed	Power	Frequency (Hz)			Voltage		Absorbtion		
	rpm		Min	Base	Max	Base	Optional	A (220v)	A (380v)	
HM110-10	3000	2,20	40	50	75	220	380	220/380	9,50	5,50
HM110-12	3000	3,00	40	50	75	380	220	220/380	12,5	7,20
HM110-10	6000	3,00	140	200	360	380	220	220/380	12,5	7,20
HM110-10	6000	3,00	70	100	180	380	220	220/380	12,5	7,20
HM110-10	6000	4,00	140	200	360	380	220	220/380	16,4	9,50
HM110-10	6000	4,00	70	100	180	380	220	220/380	16,4	9,50
HM110-12	6000	5,50	140	200	360	380	220	220/380	19,8	11,40
HM110-12	6000	5,50	70	100	180	380	220	220/380	19,8	11,40
HM110-10	12000	4,00	300	400	600	380	220	220/380	16,4	9,50
HM110-10	12000	4,00	150	200	300	380	220	220/380	16,4	9,50
HM110-10	12000	5,50	300	400	600	380	220	220/380	19,8	11,40
HM110-10	12000	5,50	150	200	300	380	220	220/380	19,8	11,40
HM110-12	12000	7,50	300	400	600	380	220	220/380	28,7	16,6
HM110-12	12000	7,50	150	200	300	380	220	220/380	28,7	16,6
HM110-10	18000	7,50	340	600	680	380	220	220/380	28,7	16,6
HM110-10	18000	7,50	170	300	340	380	220	220/380	28,7	16,6
HM110-12	18000	9,00	340	600	680	380	220	220/380	34,5	20,0
HM110-12	18000	9,00	170	300	340	380	220	220/380	34,5	20,0
HM110-10	24000	7,50	500	800		380	220	220/380	28,7	16,6
HM110-10	24000	7,50	250	400		380	220	220/380	28,7	16,6
HM110-12	24000	9,00	500	800		380	220	220/380	34,5	20,0
HM110-12	24000	9,00	250	400		380	220	220/380	34,5	20,0



TYPE	L	Apr. Weight Kg
HM110.10_ER32S-CK-CR	340	16,600
HM110.12_ER32S-CK-CR	360	18,000

CONTENTS - İÇERİK

HMA

- HMA.XX_ER20S-CK-2R
- HMA.XX_ER20S-CK-1R
- HMA.XX_ER16S-CK-2R
- HMA.XX_ER16S-CK-1R
- HMA.XX_ER16M-CK-1R
- HMA.XX_ER20S-AK-1R
- HMA.XX_ER16S-AK-1R
- HMA.XX_ER16M-AK-1R

HMB

- HMB.XX_ER25S-CK-2R
- HMB.XX_ER20S-CK-2R
- HMB.XX_ER16S-CK-2R
- HMB.XX_ER20S-AK-2R
- HMB.XX_ER16S-AK-2R

HM55

- HM55.XX_ER20S-CK-2R
- HM55.XX_ER16S-CK-2R
- HM55.XX_ER16M-CK-1R

HM73

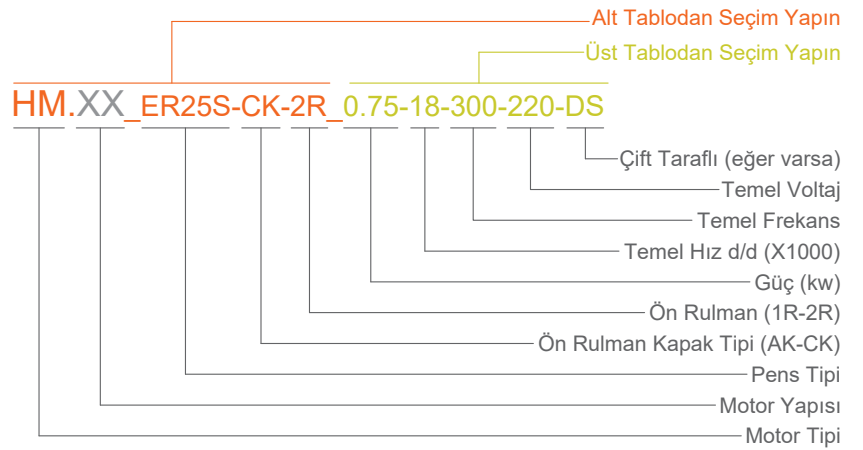
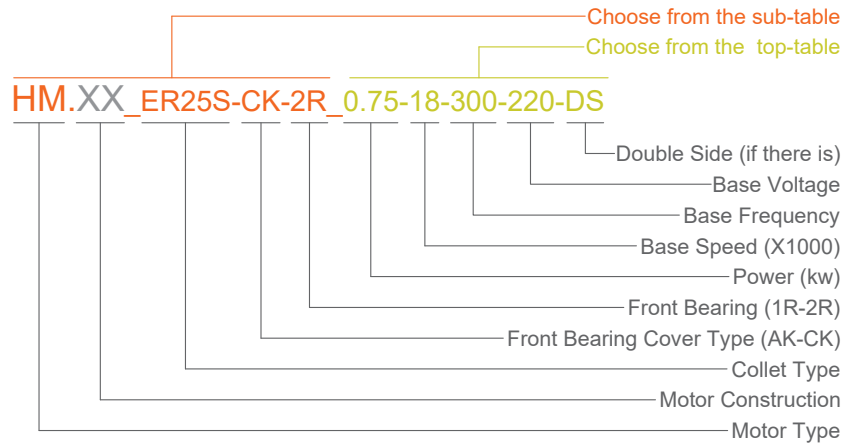
- HM73.XX_ER25S-CK-2R
- HM73.XX_ER20S-CK-2R
- HM73.XX_ER16S-CK-2R

HM90

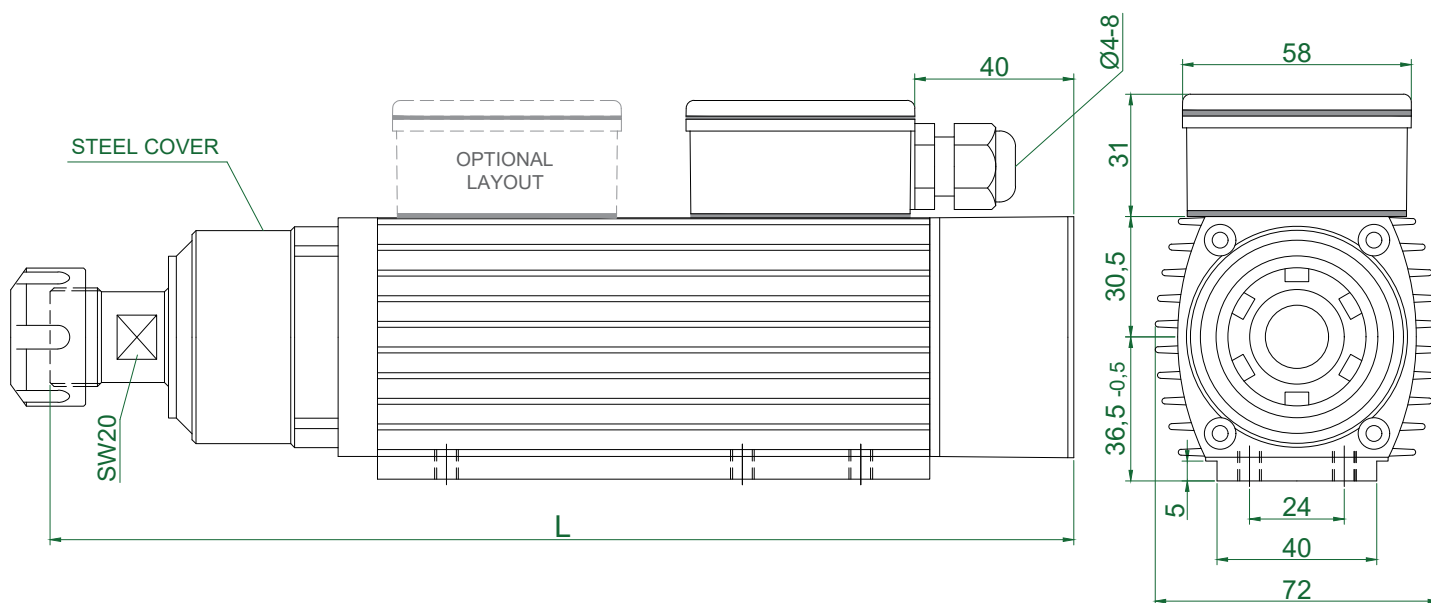

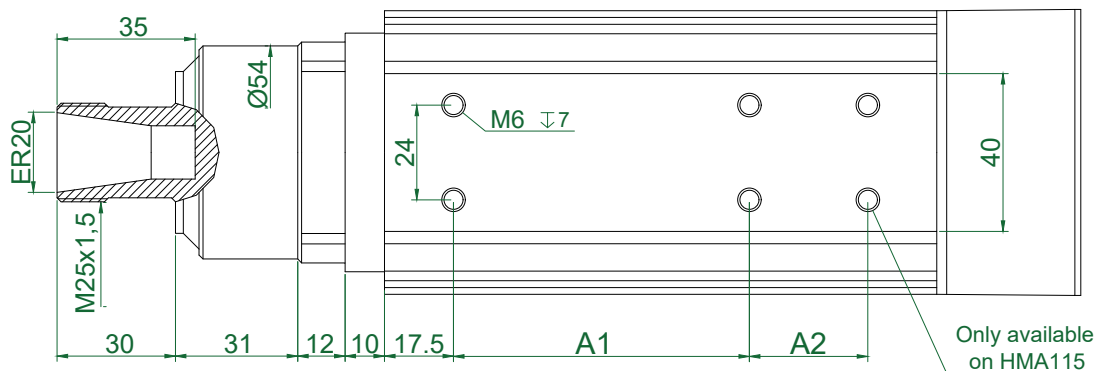
- HM90.XX_ER32S-CK-2R
- HM90.XX_ER25S-CK-2R
- HM90.XX_ER25S-CK-2R-DS
- HM90.XX_ER25M-CK-1R-DS

HM110

- HM110.XX_ER32S-CK-2R

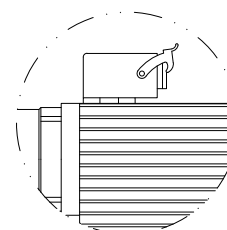


TYPE	Base Speed	Power kW	Frequency (Hz)			Voltage			Absorption	
	rpm		Min	Base	Max	Base	Optional		A (220v)	A (380v)
HMA 55	12000	0,20	150	200	300	220	380	220/380	1,44	0,84
HMA 60	12000	0,22	150	200	300	220	380	220/380	1,50	0,87
HMA 70	12000	0,35	150	200	300	220	380	220/380	2,00	1,16
HMA 85	12000	0,37	150	200	300	220	380	220/380	2,20	1,20
HMA 95	12000	0,55	150	200	300	220	380	220/380	2,60	1,50
HMA 115	12000	0,75	150	200	300	220	380	220/380	3,80	2,20
HMA 55	18000	0,25	200	300	360	220	380	220/380	1,60	0,92
HMA 60	18000	0,27	200	300	360	220	380	220/380	1,90	1,10
HMA 70	18000	0,45	200	300	360	220	380	220/380	2,40	1,40
HMA 85	18000	0,55	200	300	360	220	380	220/380	3,20	1,80
HMA 95	18000	0,75	200	300	360	220	380	220/380	3,70	2,20
HMA 115	18000	1,10	200	300	360	220	380	220/380	5,10	3,00
HMA 55	24000	0,25	250	400		220	380	220/380	1,60	0,92
HMA 60	24000	0,27	250	400		220	380	220/380	1,90	1,10
HMA 70	24000	0,45	250	400		220	380	220/380	2,40	1,40
HMA 85	24000	0,55	250	400		220	380	220/380	3,20	1,80
HMA 95	24000	0,75	250	400		220	380	220/380	3,70	2,20
HMA 115	24000	1,10	250	400		220	380	220/380	5,10	3,00

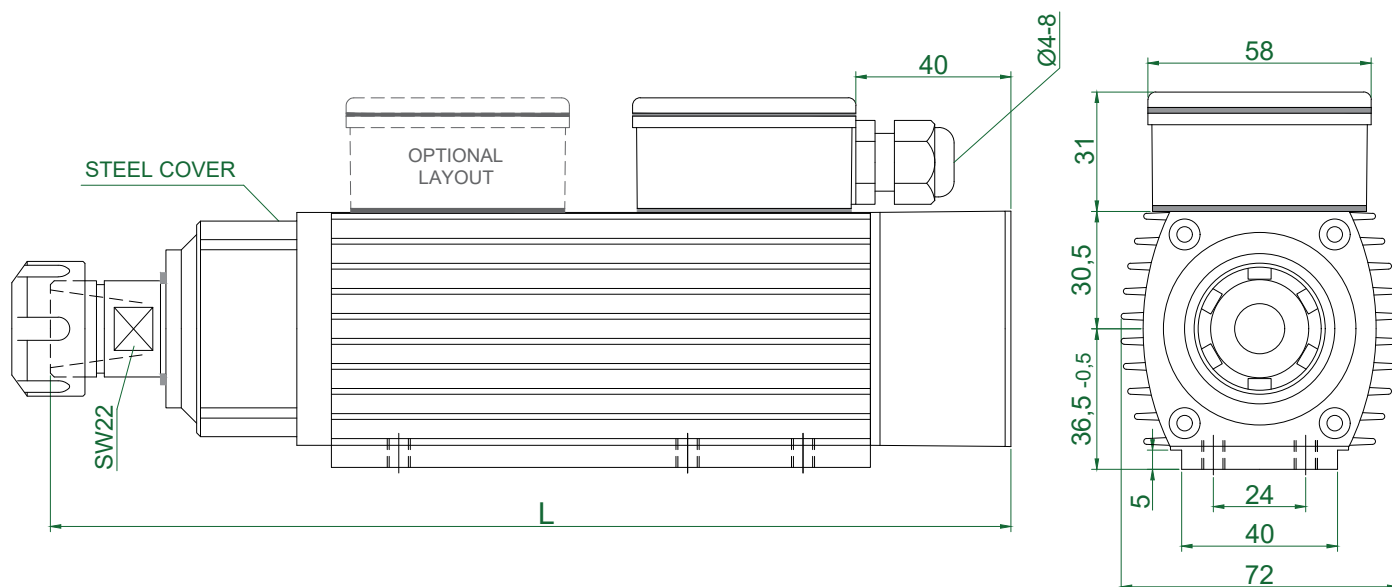
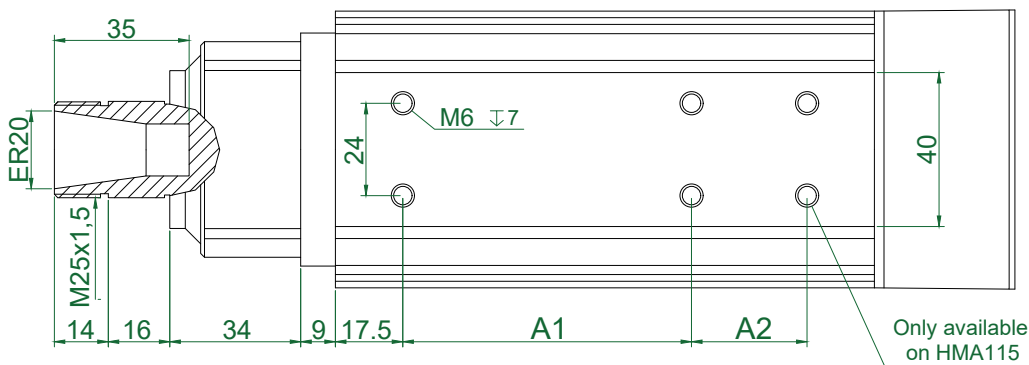


TYPE	A1	A2	L	Apr. Weight Kg
HMA 55_ER20S-CK-2R	60	-	215	2,500
HMA 60_ER20S-CK-2R	60	-	220	2,600
HMA 70_ER20S-CK-2R	75	-	230	2,700
HMA 85_ER20S-CK-2R	75	-	245	3,000
HMA 95_ER20S-CK-2R	75	-	260	3,200
HMA 115_ER20S-CK-2R	75	30	280	3,600

Plug Connection
(optional)

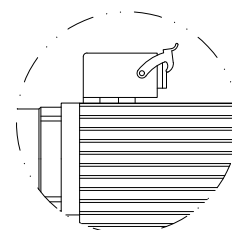


TYPE	Base Speed	Power kW	Frequency (Hz)			Voltage		Absorption		
	rpm		Min	Base	Max	Base	Optional	A (220v)	A (380v)	
HMA 55	12000	0,20	150	200	300	220	380	220/380	1,44	0,84
HMA 60	12000	0,22	150	200	300	220	380	220/380	1,50	0,87
HMA 70	12000	0,35	150	200	300	220	380	220/380	2,00	1,16
HMA 85	12000	0,37	150	200	300	220	380	220/380	2,20	1,20
HMA 95	12000	0,55	150	200	300	220	380	220/380	2,60	1,50
HMA 115	12000	0,75	150	200	300	220	380	220/380	3,80	2,20
HMA 55	18000	0,25	200	300	360	220	380	220/380	1,60	0,92
HMA 60	18000	0,27	200	300	360	220	380	220/380	1,90	1,10
HMA 70	18000	0,45	200	300	360	220	380	220/380	2,40	1,40
HMA 85	18000	0,55	200	300	360	220	380	220/380	3,20	1,80
HMA 95	18000	0,75	200	300	360	220	380	220/380	3,70	2,20
HMA 115	18000	1,10	200	300	360	220	380	220/380	5,10	3,00
HMA 55	24000	0,25	250	400		220	380	220/380	1,60	0,92
HMA 60	24000	0,27	250	400		220	380	220/380	1,90	1,10
HMA 70	24000	0,45	250	400		220	380	220/380	2,40	1,40
HMA 85	24000	0,55	250	400		220	380	220/380	3,20	1,80
HMA 95	24000	0,75	250	400		220	380	220/380	3,70	2,20
HMA 115	24000	1,10	250	400		220	380	220/380	5,10	3,00

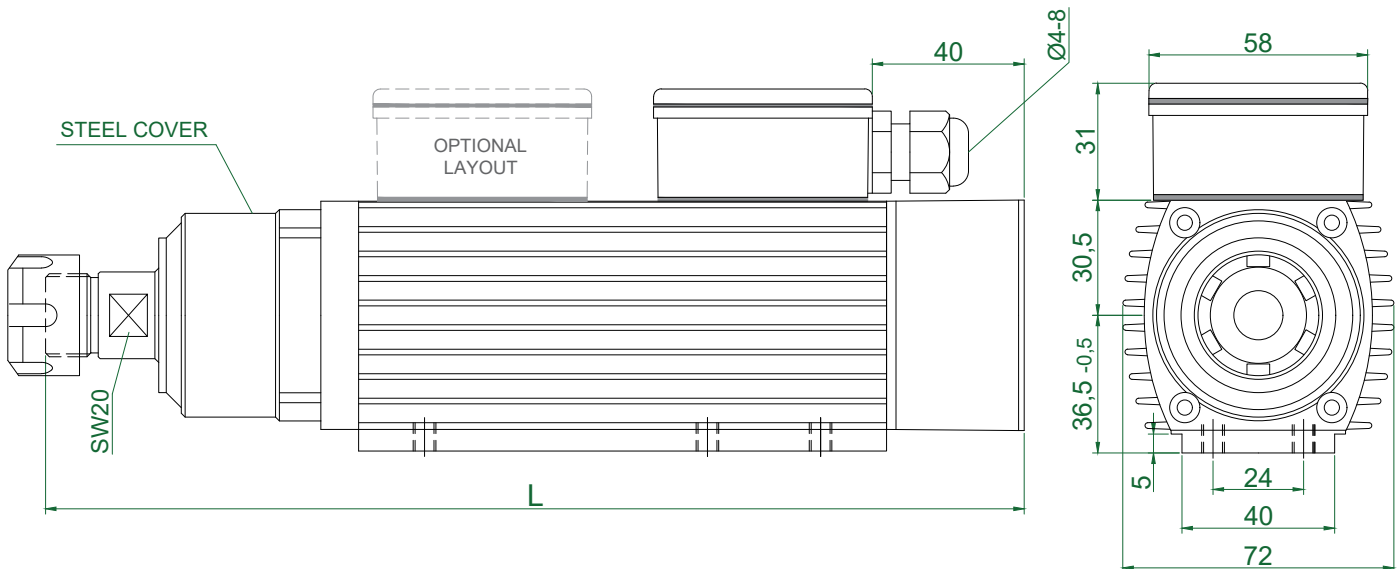

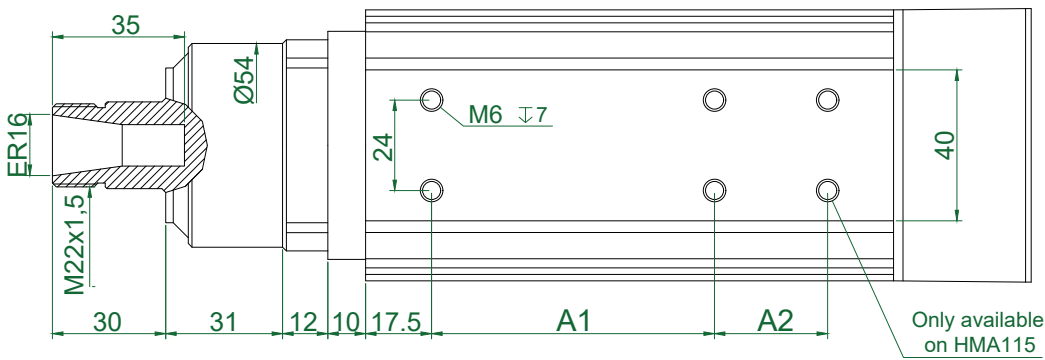


TYPE	A1	A2	L	Apr. Weight Kg
HMA 55_ER20S-CK-1R	60	-	210	2,300
HMA 60_ER20S-CK-1R	60	-	215	2,350
HMA 70_ER20S-CK-1R	75	-	225	2,450
HMA 85_ER20S-CK-1R	75	-	240	2,800
HMA 95_ER20S-CK-1R	75	-	250	3,000
HMA 115_ER20S-CK-1R	75	30	270	3,250

Plug Connection
(optional)

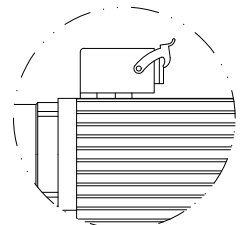


TYPE	Base Speed	Power	Frequency (Hz)			Voltage		Absorption		
	rpm	kW	Min	Base	Max	Base	Optional	A (220v)	A (380v)	
HMA 55	12000	0,20	150	200	300	220	380	220/380	1,44	0,84
HMA 60	12000	0,22	150	200	300	220	380	220/380	1,50	0,87
HMA 70	12000	0,35	150	200	300	220	380	220/380	2,00	1,16
HMA 85	12000	0,37	150	200	300	220	380	220/380	2,20	1,20
HMA 95	12000	0,55	150	200	300	220	380	220/380	2,60	1,50
HMA 115	12000	0,75	150	200	300	220	380	220/380	3,80	2,20
HMA 55	18000	0,25	200	300	360	220	380	220/380	1,60	0,92
HMA 60	18000	0,27	200	300	360	220	380	220/380	1,90	1,10
HMA 70	18000	0,45	200	300	360	220	380	220/380	2,40	1,40
HMA 85	18000	0,55	200	300	360	220	380	220/380	3,20	1,80
HMA 95	18000	0,75	200	300	360	220	380	220/380	3,70	2,20
HMA 115	18000	1,10	200	300	360	220	380	220/380	5,10	3,00
HMA 55	24000	0,25	250	400		220	380	220/380	1,60	0,92
HMA 60	24000	0,27	250	400		220	380	220/380	1,90	1,10
HMA 70	24000	0,45	250	400		220	380	220/380	2,40	1,40
HMA 85	24000	0,55	250	400		220	380	220/380	3,20	1,80
HMA 95	24000	0,75	250	400		220	380	220/380	3,70	2,20
HMA 115	24000	1,10	250	400		220	380	220/380	5,10	3,00

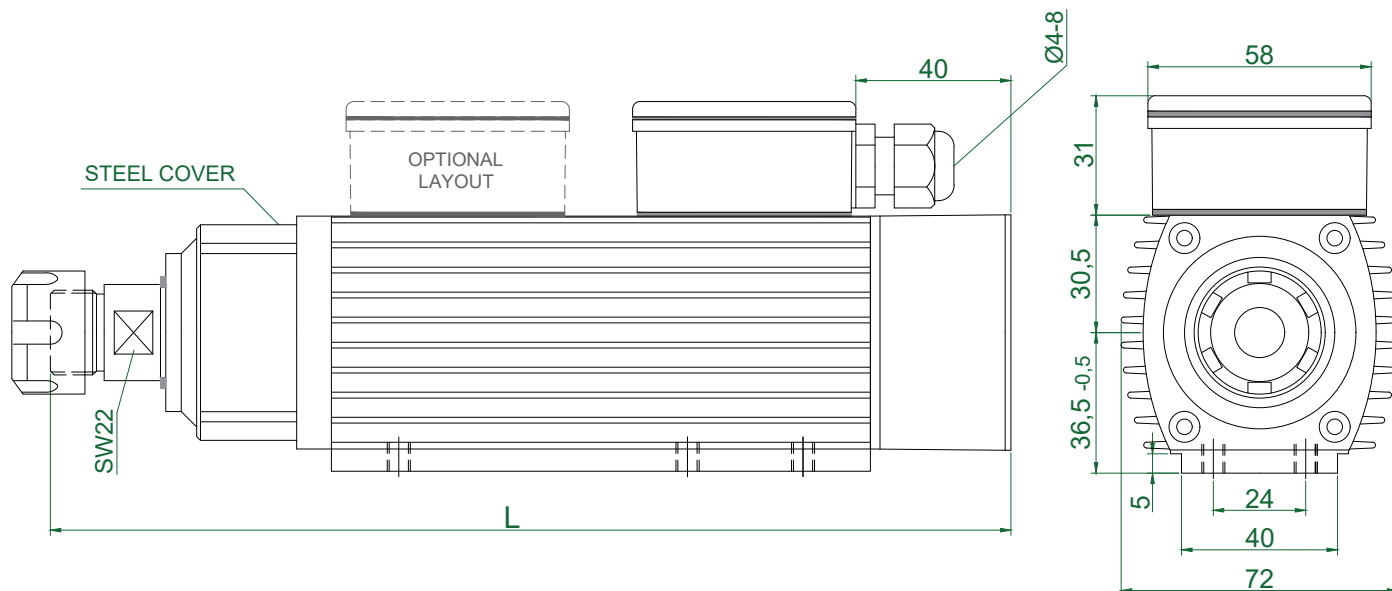

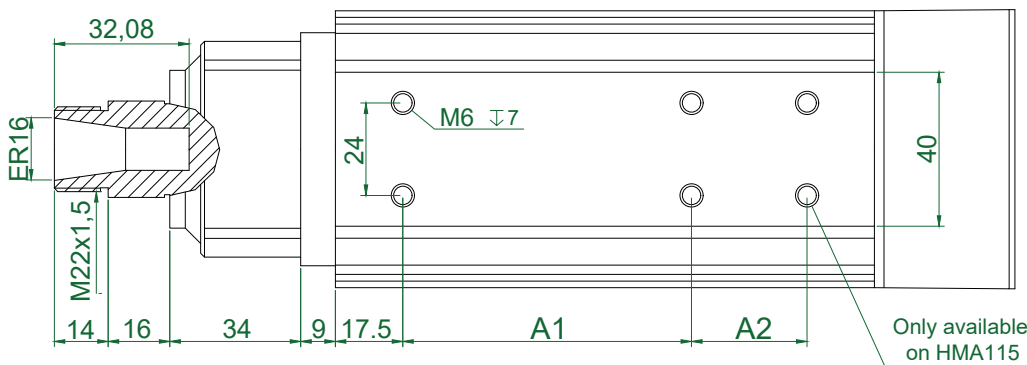


TYPE	A1	A2	L	Apr. Weight Kg
HMA 55_ER16S-CK-2R	60	-	215	2,550
HMA 60_ER16S-CK-2R	60	-	220	2,600
HMA 70_ER16S-CK-2R	75	-	230	2,700
HMA 85_ER16S-CK-2R	75	-	245	3,100
HMA 95_ER16S-CK-2R	75	-	260	3,250
HMA 115_ER16S-CK-2R	75	30	280	3,600

Plug Connection (optional)

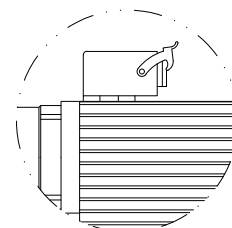


TYPE	Base Speed	Power kW	Frequency (Hz)			Voltage		Absorption		
	rpm		Min	Base	Max	Base	Optional	A (220v)	A (380v)	
HMA 55	12000	0,20	150	200	300	220	380	220/380	1,44	0,84
HMA 60	12000	0,22	150	200	300	220	380	220/380	1,50	0,87
HMA 70	12000	0,35	150	200	300	220	380	220/380	2,00	1,16
HMA 85	12000	0,37	150	200	300	220	380	220/380	2,20	1,20
HMA 95	12000	0,55	150	200	300	220	380	220/380	2,60	1,50
HMA 115	12000	0,75	150	200	300	220	380	220/380	3,80	2,20
HMA 55	18000	0,25	200	300	360	220	380	220/380	1,60	0,92
HMA 60	18000	0,27	200	300	360	220	380	220/380	1,90	1,10
HMA 70	18000	0,45	200	300	360	220	380	220/380	2,40	1,40
HMA 85	18000	0,55	200	300	360	220	380	220/380	3,20	1,80
HMA 95	18000	0,75	200	300	360	220	380	220/380	3,70	2,20
HMA 115	18000	1,10	200	300	360	220	380	220/380	5,10	3,00
HMA 55	24000	0,25	250	400		220	380	220/380	1,60	0,92
HMA 60	24000	0,27	250	400		220	380	220/380	1,90	1,10
HMA 70	24000	0,45	250	400		220	380	220/380	2,40	1,40
HMA 85	24000	0,55	250	400		220	380	220/380	3,20	1,80
HMA 95	24000	0,75	250	400		220	380	220/380	3,70	2,20
HMA 115	24000	1,10	250	400		220	380	220/380	5,10	3,00

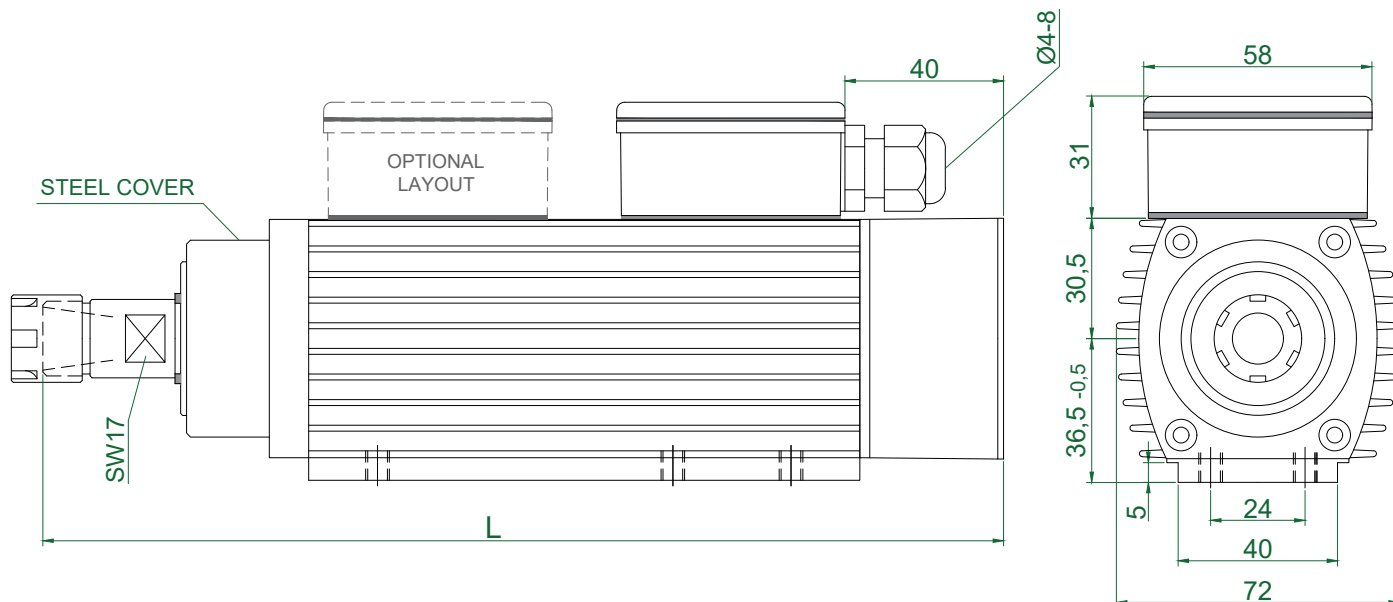

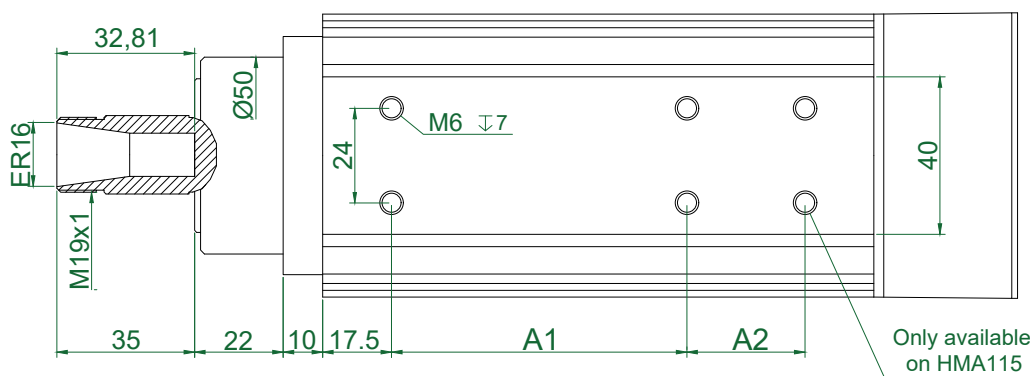


TYPE	A1	A2	L	Apr. Weight Kg
HMA 55_ER16S-CK-1R	60	-	210	2,300
HMA 60_ER16S-CK-1R	60	-	215	2,350
HMA 70_ER16S-CK-1R	75	-	225	2,450
HMA 85_ER16S-CK-1R	75	-	240	2,800
HMA 95_ER16S-CK-1R	75	-	250	3,000
HMA 115_ER16S-CK-1R	75	30	270	3,350

Plug Connection
(optional)

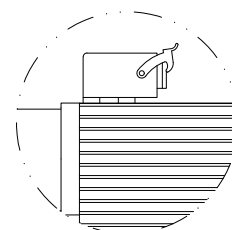


TYPE	Base Speed	Power kW	Frequency (Hz)			Voltage		Absorption		
	rpm		Min	Base	Max	Base	Optional	A (220v)	A (380v)	
HMA 55	12000	0,20	150	200	300	220	380	220/380	1,44	0,84
HMA 60	12000	0,22	150	200	300	220	380	220/380	1,50	0,87
HMA 70	12000	0,35	150	200	300	220	380	220/380	2,00	1,16
HMA 85	12000	0,37	150	200	300	220	380	220/380	2,20	1,20
HMA 95	12000	0,55	150	200	300	220	380	220/380	2,60	1,50
HMA 115	12000	0,75	150	200	300	220	380	220/380	3,80	2,20
HMA 55	18000	0,25	200	300	360	220	380	220/380	1,60	0,92
HMA 60	18000	0,27	200	300	360	220	380	220/380	1,90	1,10
HMA 70	18000	0,45	200	300	360	220	380	220/380	2,40	1,40
HMA 85	18000	0,55	200	300	360	220	380	220/380	3,20	1,80
HMA 95	18000	0,75	200	300	360	220	380	220/380	3,70	2,20
HMA 115	18000	1,10	200	300	360	220	380	220/380	5,10	3,00
HMA 55	24000	0,25	250	400		220	380	220/380	1,60	0,92
HMA 60	24000	0,27	250	400		220	380	220/380	1,90	1,10
HMA 70	24000	0,45	250	400		220	380	220/380	2,40	1,40
HMA 85	24000	0,55	250	400		220	380	220/380	3,20	1,80
HMA 95	24000	0,75	250	400		220	380	220/380	3,70	2,20
HMA 115	24000	1,10	250	400		220	380	220/380	5,10	3,00

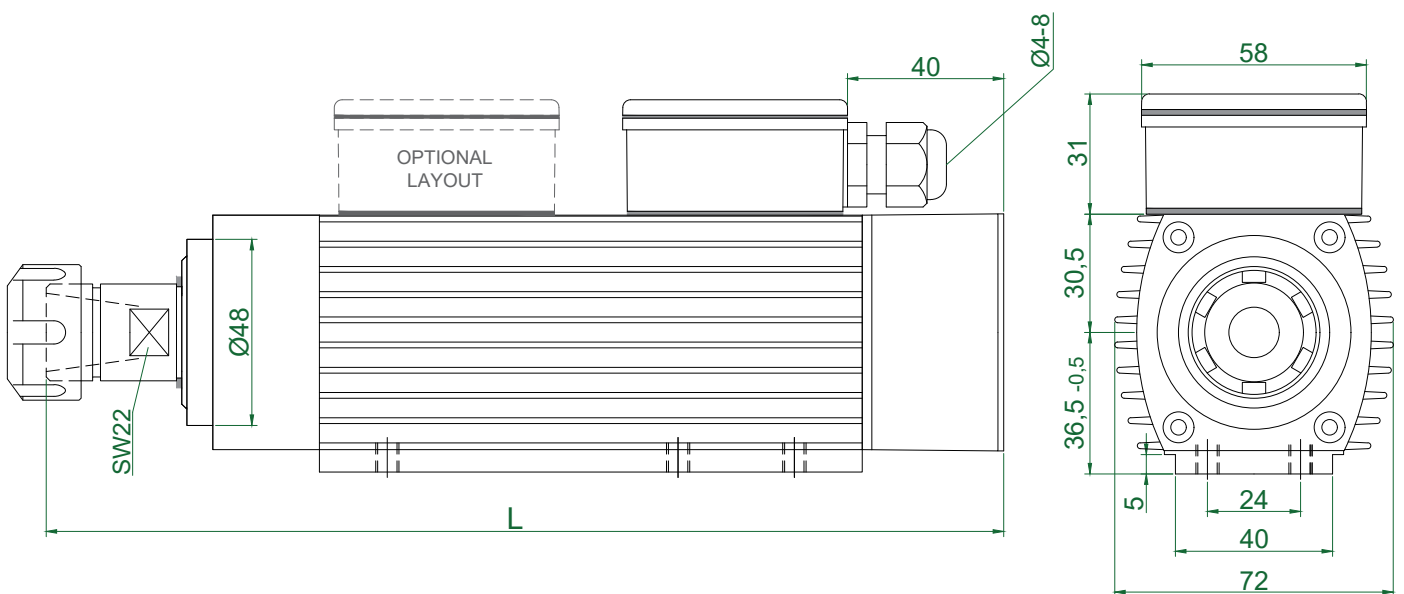

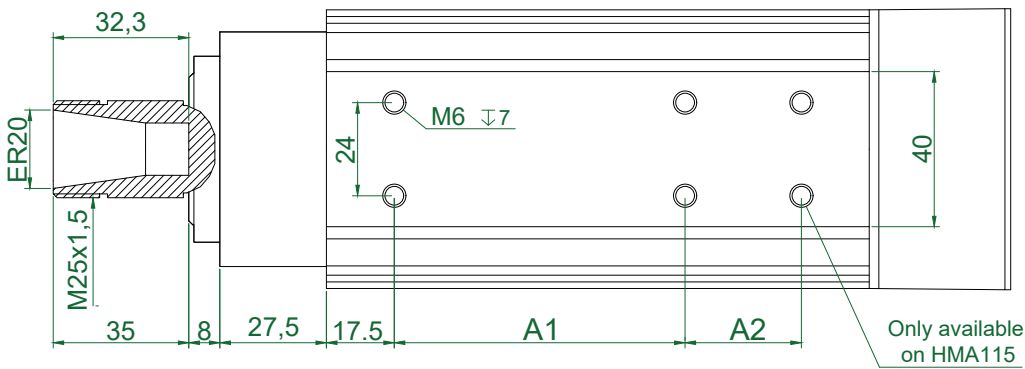


TYPE	A1	A2	L	Apr. Weight Kg
HMA 55_ER16M-CK-1R	60	-	204	2,350
HMA 60_ER16M-CK-1R	60	-	209	2,400
HMA 70_ER16M-CK-1R	75	-	219	2,450
HMA 85_ER16M-CK-1R	75	-	234	2,850
HMA 95_ER16M-CK-1R	75	-	244	3,000
HMA 115_ER16M-CK-1R	75	30	264	3,350

Plug Connection
(optional)

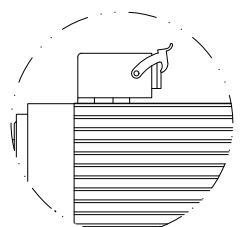


TYPE	Base Speed	Power	Frequency (Hz)			Voltage		Absorption		
	rpm		Min	Base	Max	Base	Optional	A (220v)	A (380v)	
HMA 55	12000	0,20	150	200	300	220	380	220/380	1,44	0,84
HMA 60	12000	0,22	150	200	300	220	380	220/380	1,50	0,87
HMA 70	12000	0,35	150	200	300	220	380	220/380	2,00	1,16
HMA 85	12000	0,37	150	200	300	220	380	220/380	2,20	1,20
HMA 95	12000	0,55	150	200	300	220	380	220/380	2,60	1,50
HMA 115	12000	0,75	150	200	300	220	380	220/380	3,80	2,20
HMA 55	18000	0,25	200	300	360	220	380	220/380	1,60	0,92
HMA 60	18000	0,27	200	300	360	220	380	220/380	1,90	1,10
HMA 70	18000	0,45	200	300	360	220	380	220/380	2,40	1,40
HMA 85	18000	0,55	200	300	360	220	380	220/380	3,20	1,80
HMA 95	18000	0,75	200	300	360	220	380	220/380	3,70	2,20
HMA 115	18000	1,10	200	300	360	220	380	220/380	5,10	3,00
HMA 55	24000	0,25	250	400		220	380	220/380	1,60	0,92
HMA 60	24000	0,27	250	400		220	380	220/380	1,90	1,10
HMA 70	24000	0,45	250	400		220	380	220/380	2,40	1,40
HMA 85	24000	0,55	250	400		220	380	220/380	3,20	1,80
HMA 95	24000	0,75	250	400		220	380	220/380	3,70	2,20
HMA 115	24000	1,10	250	400		220	380	220/380	5,10	3,00

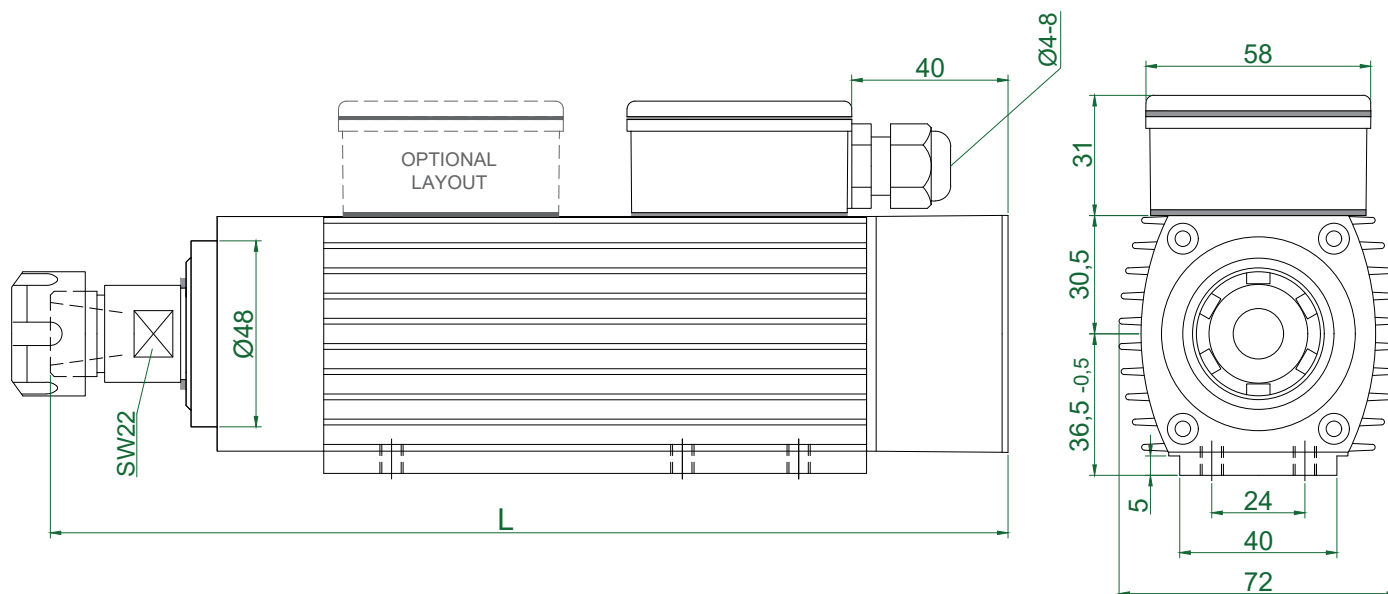

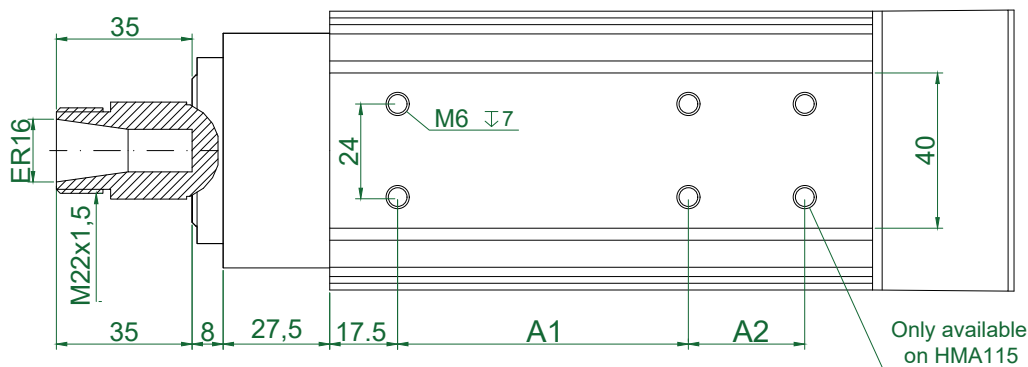


TYPE	A1	A2	L	Apr. Weight Kg
HMA 55_ER20S-AK-1R	60	-	207	2,150
HMA 60_ER20S-AK-1R	60	-	212	2,200
HMA 70_ER20S-AK-1R	75	-	222	2,350
HMA 85_ER20S-AK-1R	75	-	237	2,700
HMA 95_ER20S-AK-1R	75	-	247	2,850
HMA 115_ER20S-AK-1R	75	30	267	3,200

Plug Connection (optional)




TYPE	Base Speed	Power kW	Frequency (Hz)			Voltage		Absorption		
	rpm		Min	Base	Max	Base	Optional	A (220v)	A (380v)	
HMA 55	12000	0,20	150	200	300	220	380	220/380	1,44	0,84
HMA 60	12000	0,22	150	200	300	220	380	220/380	1,50	0,87
HMA 70	12000	0,35	150	200	300	220	380	220/380	2,00	1,16
HMA 85	12000	0,37	150	200	300	220	380	220/380	2,20	1,20
HMA 95	12000	0,55	150	200	300	220	380	220/380	2,60	1,50
HMA 115	12000	0,75	150	200	300	220	380	220/380	3,80	2,20
HMA 55	18000	0,25	200	300	360	220	380	220/380	1,60	0,92
HMA 60	18000	0,27	200	300	360	220	380	220/380	1,90	1,10
HMA 70	18000	0,45	200	300	360	220	380	220/380	2,40	1,40
HMA 85	18000	0,55	200	300	360	220	380	220/380	3,20	1,80
HMA 95	18000	0,75	200	300	360	220	380	220/380	3,70	2,20
HMA 115	18000	1,10	200	300	360	220	380	220/380	5,10	3,00
HMA 55	24000	0,25	250	400		220	380	220/380	1,60	0,92
HMA 60	24000	0,27	250	400		220	380	220/380	1,90	1,10
HMA 70	24000	0,45	250	400		220	380	220/380	2,40	1,40
HMA 85	24000	0,55	250	400		220	380	220/380	3,20	1,80
HMA 95	24000	0,75	250	400		220	380	220/380	3,70	2,20
HMA 115	24000	1,10	250	400		220	380	220/380	5,10	3,00

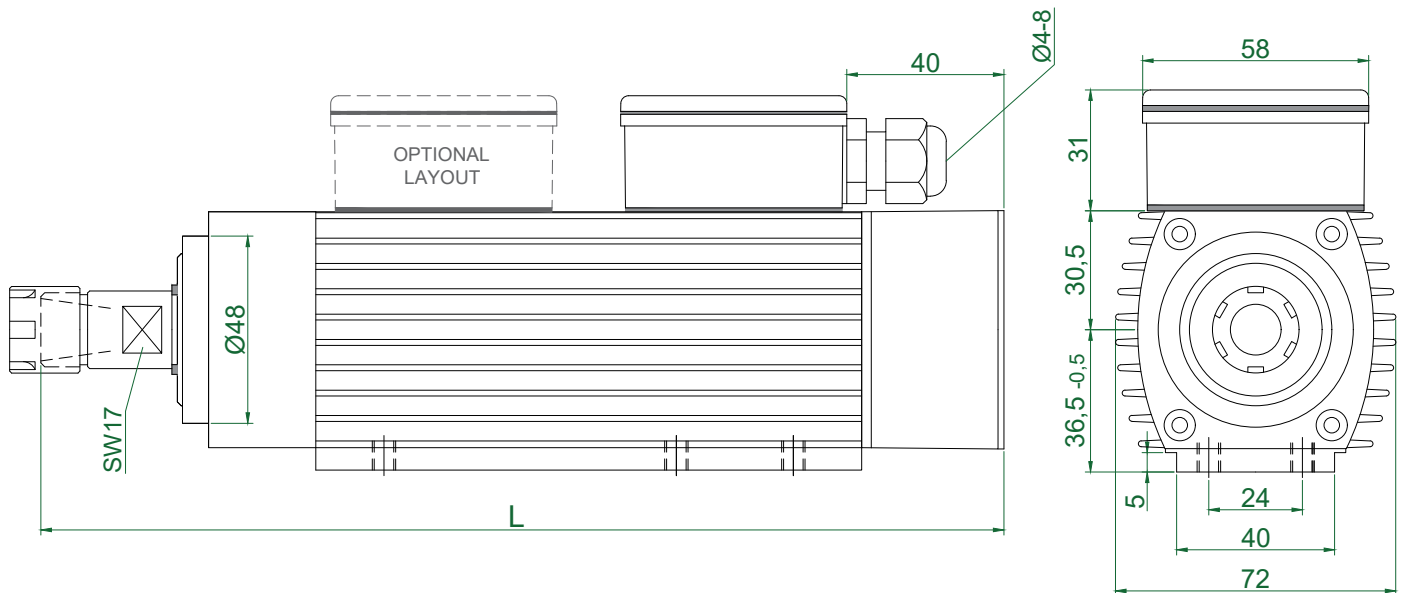

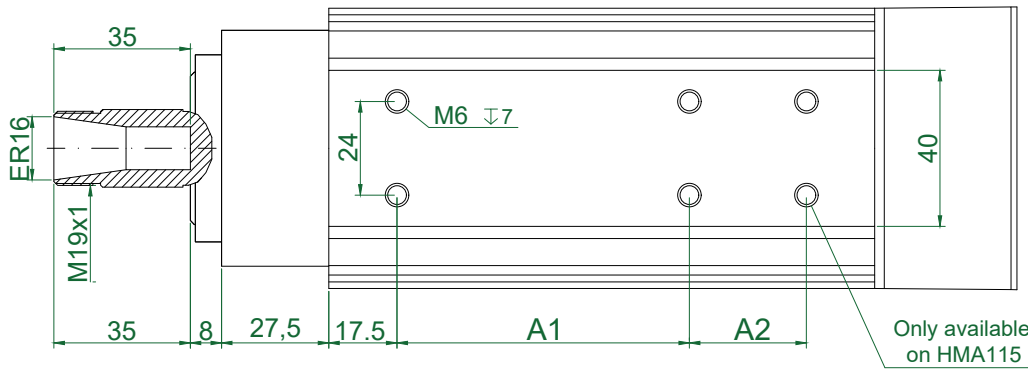


TYPE	A1	A2	L	Apr. Weight Kg
HMA 55_ER16S-AK-1R	60	-	207	2,200
HMA 60_ER16S-AK-1R	60	-	212	2,250
HMA 70_ER16S-AK-1R	75	-	222	2,350
HMA 85_ER16S-AK-1R	75	-	237	2,700
HMA 95_ER16S-AK-1R	75	-	247	2,850
HMA 115_ER16S-AK-1R	75	30	267	3,250

Plug Connection
(optional)

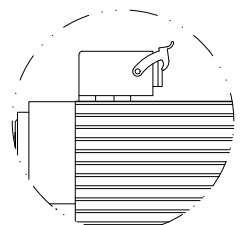


TYPE	Base Speed	Power	Frequency (Hz)			Voltage		Absorption		
	rpm		Min	Base	Max	Base	Optional	A (220v)	A (380v)	
HMA 55	12000	0,20	150	200	300	220	380	220/380	1,44	0,84
HMA 60	12000	0,22	150	200	300	220	380	220/380	1,50	0,87
HMA 70	12000	0,35	150	200	300	220	380	220/380	2,00	1,16
HMA 85	12000	0,37	150	200	300	220	380	220/380	2,20	1,20
HMA 95	12000	0,55	150	200	300	220	380	220/380	2,60	1,50
HMA 115	12000	0,75	150	200	300	220	380	220/380	3,80	2,20
HMA 55	18000	0,25	200	300	360	220	380	220/380	1,60	0,92
HMA 60	18000	0,27	200	300	360	220	380	220/380	1,90	1,10
HMA 70	18000	0,45	200	300	360	220	380	220/380	2,40	1,40
HMA 85	18000	0,55	200	300	360	220	380	220/380	3,20	1,80
HMA 95	18000	0,75	200	300	360	220	380	220/380	3,70	2,20
HMA 115	18000	1,10	200	300	360	220	380	220/380	5,10	3,00
HMA 55	24000	0,25	250	400		220	380	220/380	1,60	0,92
HMA 60	24000	0,27	250	400		220	380	220/380	1,90	1,10
HMA 70	24000	0,45	250	400		220	380	220/380	2,40	1,40
HMA 85	24000	0,55	250	400		220	380	220/380	3,20	1,80
HMA 95	24000	0,75	250	400		220	380	220/380	3,70	2,20
HMA 115	24000	1,10	250	400		220	380	220/380	5,10	3,00

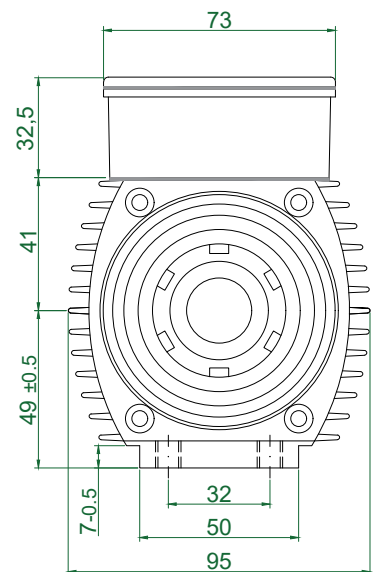
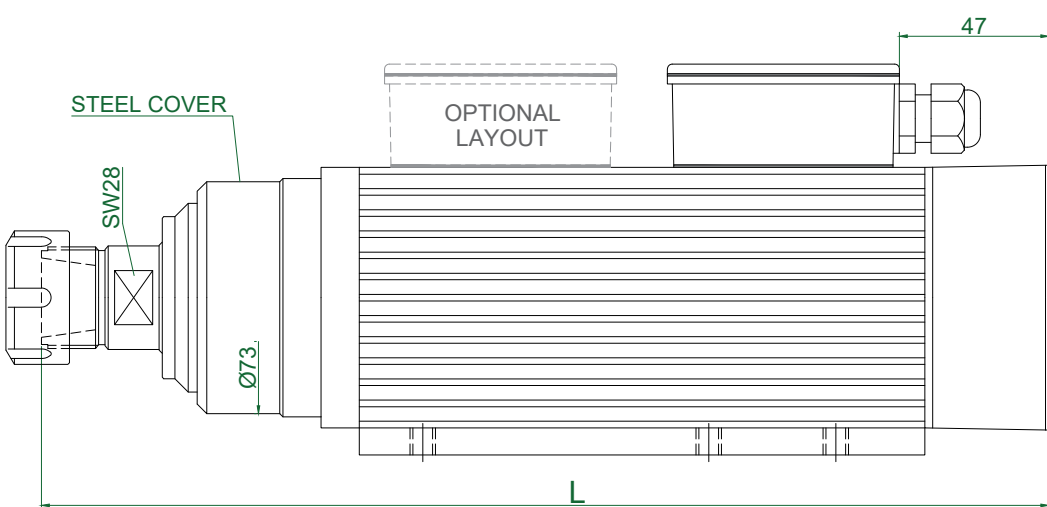

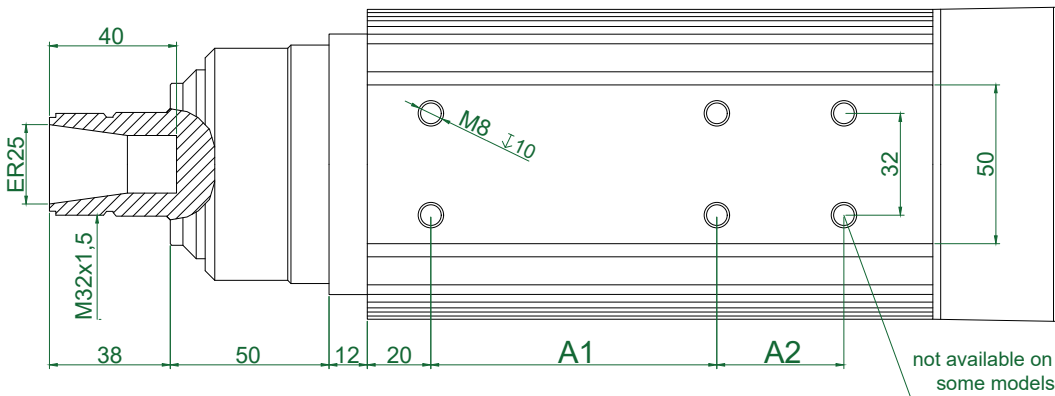


TYPE	A1	A2	L	Apr. Weight Kg
HMA 55_ER16M-AK-1R	60	-	207	2,200
HMA 60_ER16M-AK-1R	60	-	212	2,250
HMA 70_ER16M-AK-1R	75	-	222	2,350
HMA 85_ER16M-AK-1R	75	-	237	2,700
HMA 95_ER16M-AK-1R	75	-	247	2,900
HMA 115_ER16M-AK-1R	75	30	267	3,250

Plug Connection (optional)

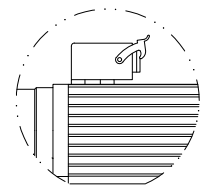


TYPE	Base Speed	Power kW	Frequency (Hz)			Voltage		Absorption		
	rpm		Min	Base	Max	Base	Optional	A (220v)	A (380v)	
HMB 90	6000	0,45	70	100	180	220	380	220/380	2,40	1,40
HMB 100	6000	0,55	70	100	180	220	380	220/380	2,60	1,50
HMB 120	6000	0,75	70	100	180	220	380	220/380	4,00	2,30
HMB 140	6000	0,95	70	100	180	220	380	220/380	4,90	2,90
HMB 170	6000	1,10	70	100	180	380	220	220/380	5,70	3,30
HMB 40	12000	0,55	150	200	300	220	380	220/380	2,60	1,50
HMB 90	12000	0,75	150	200	300	220	380	220/380	4,00	2,30
HMB 100	12000	1,10	150	200	300	220	380	220/380	5,70	3,30
HMB 120	12000	1,50	150	200	300	220	380	220/380	6,40	3,60
HMB 140	12000	2,20	150	200	300	220	380	220/380	10,0	5,80
HMB 170	12000	2,60	150	200	300	380	220	220/380	10,4	6,00
HMB 90	18000	1,10	170	300	340	220	380	220/380	5,70	3,30
HMB 100	18000	1,50	170	300	340	220	380	220/380	6,40	3,60
HMB 120	18000	2,00	170	300	340	220	380	220/380	9,00	5,20
HMB 140	18000	2,20	170	300	340	220	380	220/380	10,0	5,80
HMB 170	18000	3,00	170	300	340	380	220	220/380	12,5	7,20

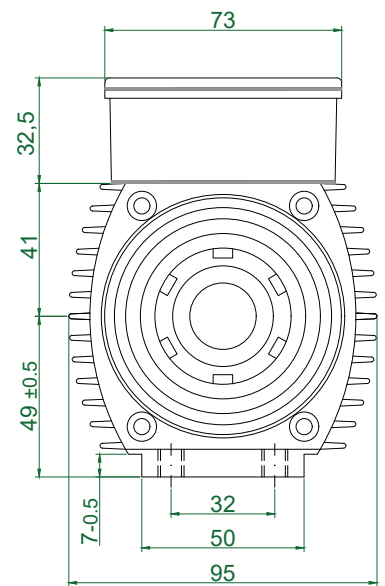
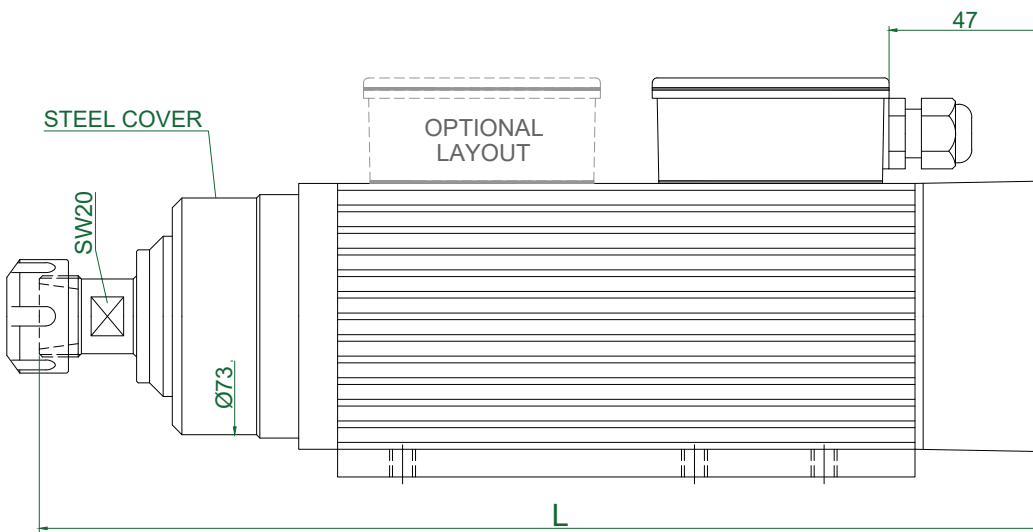

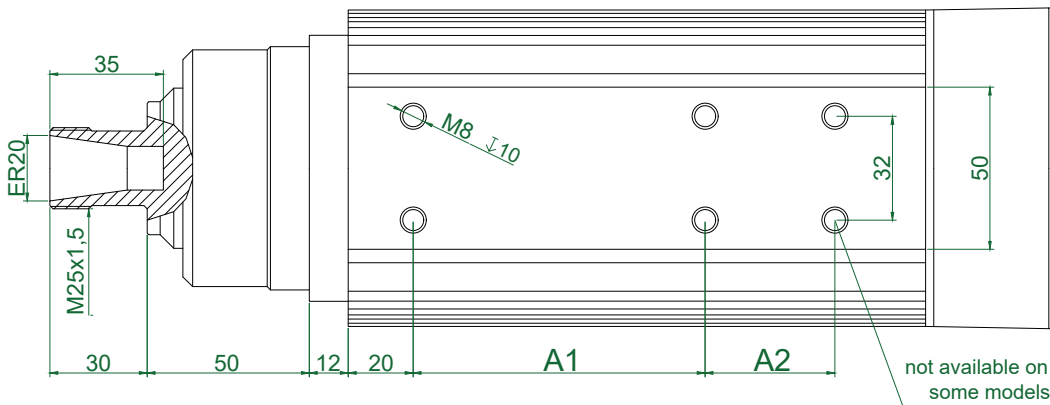


TYPE	A1	A2	L	Apr. Weight Kg
HMB 90_ER25S-CK-2R	90	-	287	6,400
HMB 100_ER25S-CK-2R	90	-	297	6,750
HMB 120_ER25S-CK-2R	90	40	317	7,400
HMB 140_ER25S-CK-2R	90	40	337	8,050
HMB 170_ER25S-CK-2R	90	40	367	9,100

Plug Connection
(optional)

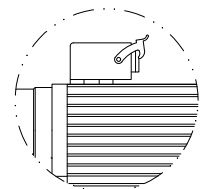


TYPE	Base Speed	Power kW	Frequency (Hz)			Voltage		Absorption		
	rpm		Min	Base	Max	Base	Optional	A (220v)	A (380v)	
HMB 90	6000	0,45	70	100	180	220	380	220/380	2,40	1,40
HMB 100	6000	0,55	70	100	180	220	380	220/380	2,60	1,50
HMB 120	6000	0,75	70	100	180	220	380	220/380	4,00	2,30
HMB 140	6000	0,95	70	100	180	220	380	220/380	4,90	2,90
HMB 170	6000	1,10	70	100	180	380	220	220/380	5,70	3,30
HMB 40	12000	0,55	150	200	300	220	380	220/380	2,60	1,50
HMB 90	12000	0,75	150	200	300	220	380	220/380	4,00	2,30
HMB 100	12000	1,10	150	200	300	220	380	220/380	5,70	3,30
HMB 120	12000	1,50	150	200	300	220	380	220/380	6,40	3,60
HMB 140	12000	2,20	150	200	300	220	380	220/380	10,0	5,80
HMB 170	12000	2,60	150	200	300	380	220	220/380	10,4	6,00
HMB 90	18000	1,10	170	300	340	220	380	220/380	5,70	3,30
HMB 100	18000	1,50	170	300	340	220	380	220/380	6,40	3,60
HMB 120	18000	2,00	170	300	340	220	380	220/380	9,00	5,20
HMB 140	18000	2,20	170	300	340	220	380	220/380	10,0	5,80
HMB 170	18000	3,00	170	300	340	380	220	220/380	12,5	7,20

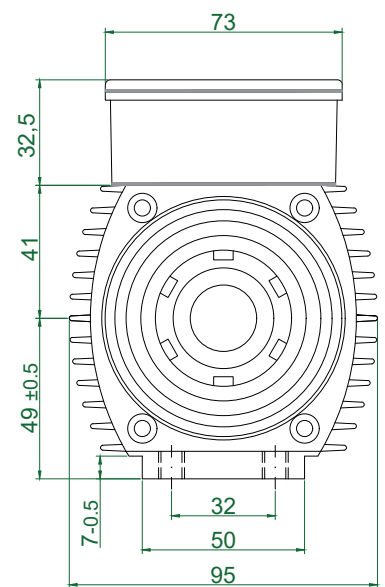
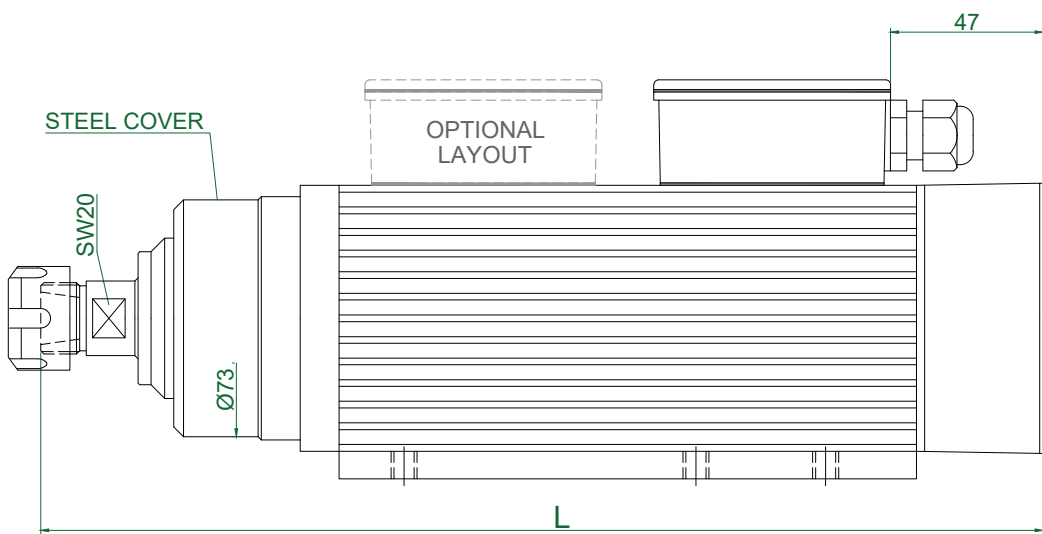

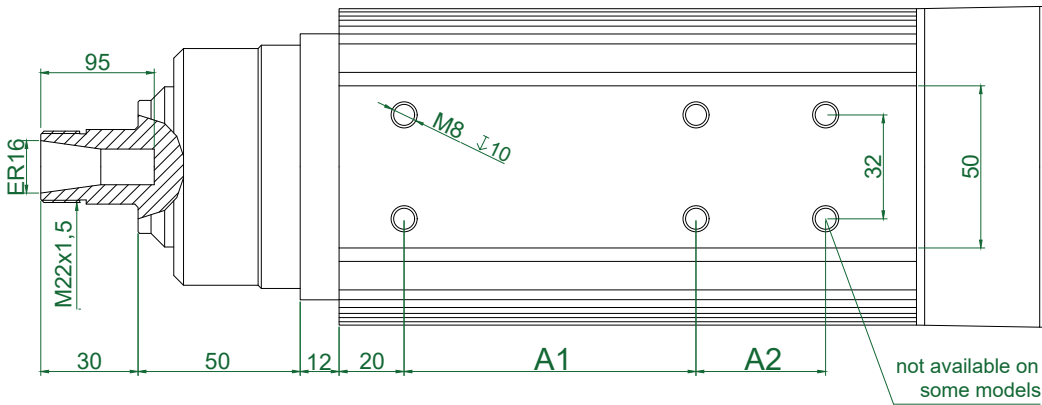


TYPE	A1	A2	L	Apr. Weight Kg
HMB90_ER20S-CK-2R	90	-	279	6,300
HMB100_ER20S-CK-2R	90	-	289	6,600
HMB120_ER20S-CK-2R	90	40	309	7,300
HMB140_ER20S-CK-2R	90	40	329	7,950
HMB170_ER20S-CK-2R	90	40	359	8,950

Plug Connection
(optional)

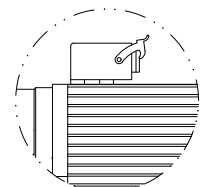


TYPE	Base Speed	Power kW	Frequency (Hz)			Voltage		Absorption		
	rpm		Min	Base	Max	Base	Optional	A (220v)	A (380v)	
HMB 90	6000	0,45	70	100	180	220	380	220/380	2,40	1,40
HMB 100	6000	0,55	70	100	180	220	380	220/380	2,60	1,50
HMB 120	6000	0,75	70	100	180	220	380	220/380	4,00	2,30
HMB 140	6000	0,95	70	100	180	220	380	220/380	4,90	2,90
HMB 170	6000	1,10	70	100	180	380	220	220/380	5,70	3,30
HMB 40	12000	0,55	150	200	300	220	380	220/380	2,60	1,50
HMB 90	12000	0,75	150	200	300	220	380	220/380	4,00	2,30
HMB 100	12000	1,10	150	200	300	220	380	220/380	5,70	3,30
HMB 120	12000	1,50	150	200	300	220	380	220/380	6,40	3,60
HMB 140	12000	2,20	150	200	300	220	380	220/380	10,0	5,80
HMB 170	12000	2,60	150	200	300	380	220	220/380	10,4	6,00
HMB 90	18000	1,10	170	300	340	220	380	220/380	5,70	3,30
HMB 100	18000	1,50	170	300	340	220	380	220/380	6,40	3,60
HMB 120	18000	2,00	170	300	340	220	380	220/380	9,00	5,20
HMB 140	18000	2,20	170	300	340	220	380	220/380	10,0	5,80
HMB 170	18000	3,00	170	300	340	380	220	220/380	12,5	7,20

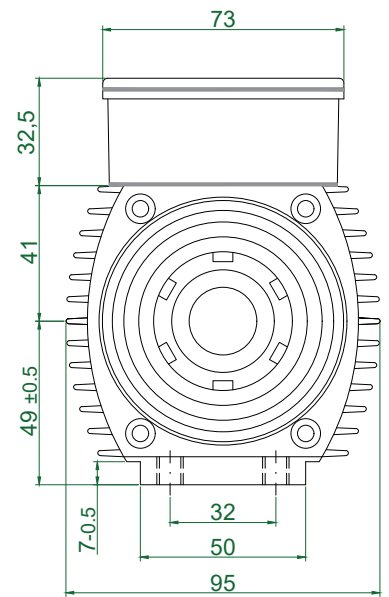
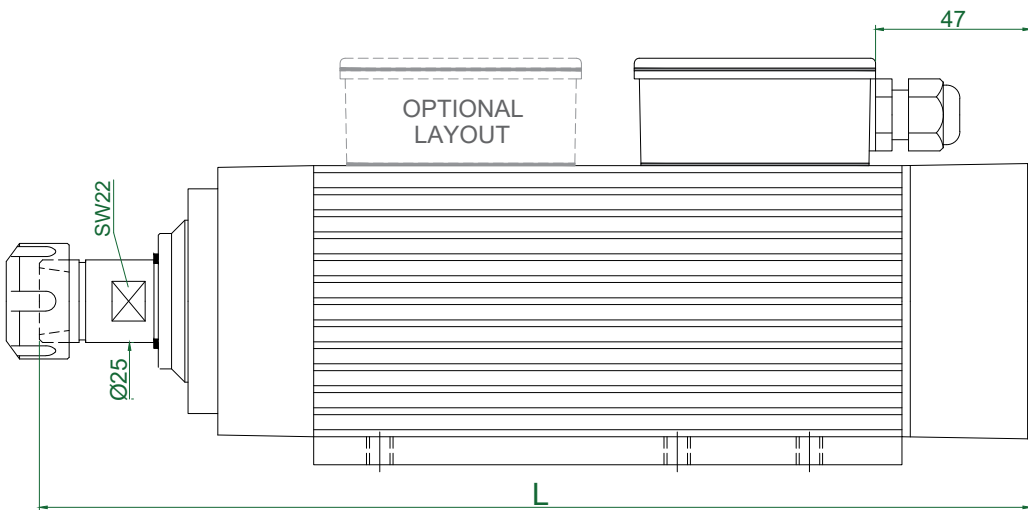

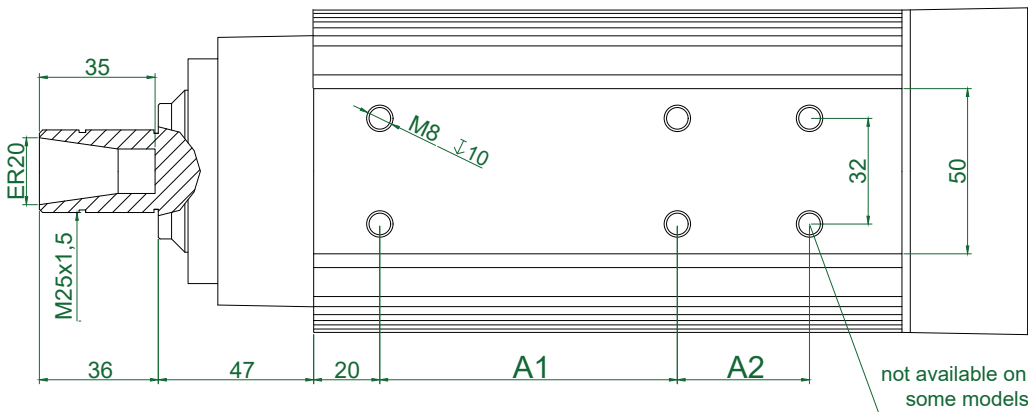


TYPE	A1	A2	L	Apr. Weight Kg
HMB90_ER16S-CK-2R	90	-	279	6,300
HMB100_ER16S-CK-2R	90	-	289	6,600
HMB120_ER16S-CK-2R	90	40	309	7,300
HMB140_ER16S-CK-2R	90	40	329	7,900
HMB170_ER16S-CK-2R	90	40	359	8,950

Plug Connection
(optional)

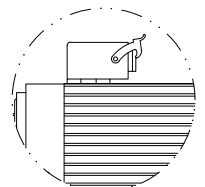


TYPE	Base Speed	Power kW	Frequency (Hz)			Voltage		Absorption		
	rpm		Min	Base	Max	Base	Optional	A (220v)	A (380v)	
HMB 90	6000	0,45	70	100	180	220	380	220/380	2,40	1,40
HMB 100	6000	0,55	70	100	180	220	380	220/380	2,60	1,50
HMB 120	6000	0,75	70	100	180	220	380	220/380	4,00	2,30
HMB 140	6000	0,95	70	100	180	220	380	220/380	4,90	2,90
HMB 170	6000	1,10	70	100	180	380	220	220/380	5,70	3,30
HMB 40	12000	0,55	150	200	300	220	380	220/380	2,60	1,50
HMB 90	12000	0,75	150	200	300	220	380	220/380	4,00	2,30
HMB 100	12000	1,10	150	200	300	220	380	220/380	5,70	3,30
HMB 120	12000	1,50	150	200	300	220	380	220/380	6,40	3,60
HMB 140	12000	2,20	150	200	300	220	380	220/380	10,0	5,80
HMB 170	12000	2,60	150	200	300	380	220	220/380	10,4	6,00
HMB 90	18000	1,10	170	300	340	220	380	220/380	5,70	3,30
HMB 100	18000	1,50	170	300	340	220	380	220/380	6,40	3,60
HMB 120	18000	2,00	170	300	340	220	380	220/380	9,00	5,20
HMB 140	18000	2,20	170	300	340	220	380	220/380	10,0	5,80
HMB 170	18000	3,00	170	300	340	380	220	220/380	12,5	7,20

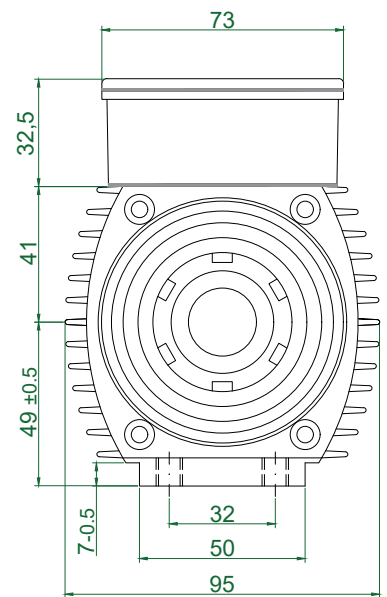
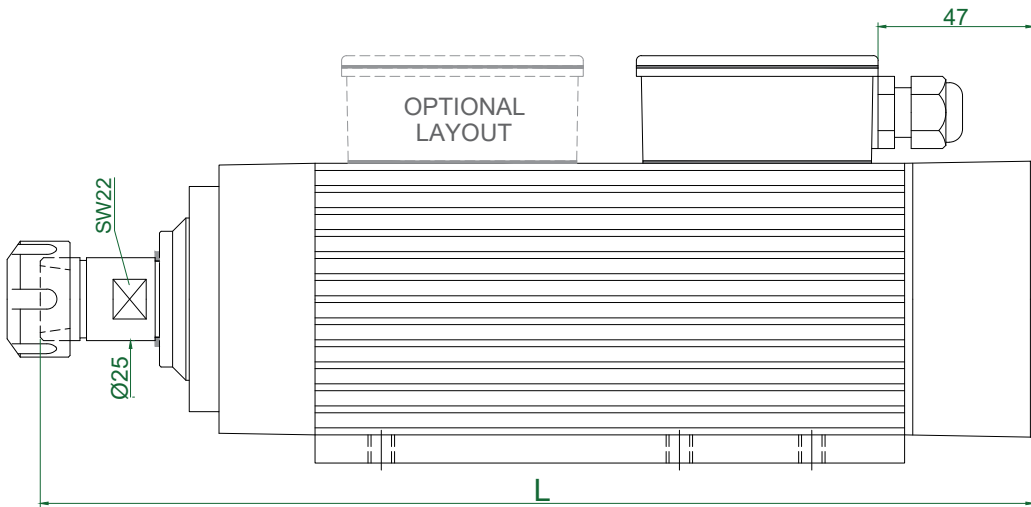

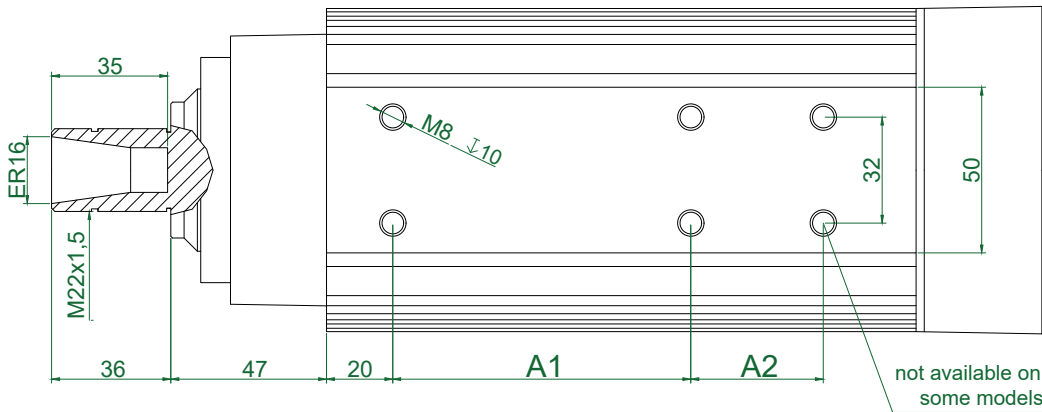


TYPE	A1	A2	L	Apr. Weight Kg
HMB90_ER20S-AK-2R	90	-	270	5,400
HMB100_ER20S-AK-2R	90	-	280	5,750
HMB120_ER20S-AK-2R	90	40	300	6,400
HMB140_ER20S-AK-2R	90	40	320	7,050
HMB170_ER20S-AK-2R	90	40	350	8,100

Plug Connection
(optional)

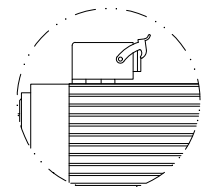


TYPE	Base Speed	Power kW	Frequency (Hz)			Voltage		Absorption		
	rpm		Min	Base	Max	Base	Optional	A (220v)	A (380v)	
HMB 90	6000	0,45	70	100	180	220	380	220/380	2,40	1,40
HMB 100	6000	0,55	70	100	180	220	380	220/380	2,60	1,50
HMB 120	6000	0,75	70	100	180	220	380	220/380	4,00	2,30
HMB 140	6000	0,95	70	100	180	220	380	220/380	4,90	2,90
HMB 170	6000	1,10	70	100	180	380	220	220/380	5,70	3,30
HMB 40	12000	0,55	150	200	300	220	380	220/380	2,60	1,50
HMB 90	12000	0,75	150	200	300	220	380	220/380	4,00	2,30
HMB 100	12000	1,10	150	200	300	220	380	220/380	5,70	3,30
HMB 120	12000	1,50	150	200	300	220	380	220/380	6,40	3,60
HMB 140	12000	2,20	150	200	300	220	380	220/380	10,0	5,80
HMB 170	12000	2,60	150	200	300	380	220	220/380	10,4	6,00
HMB 90	18000	1,10	170	300	340	220	380	220/380	5,70	3,30
HMB 100	18000	1,50	170	300	340	220	380	220/380	6,40	3,60
HMB 120	18000	2,00	170	300	340	220	380	220/380	9,00	5,20
HMB 140	18000	2,20	170	300	340	220	380	220/380	10,0	5,80
HMB 170	18000	3,00	170	300	340	380	220	220/380	12,5	7,20

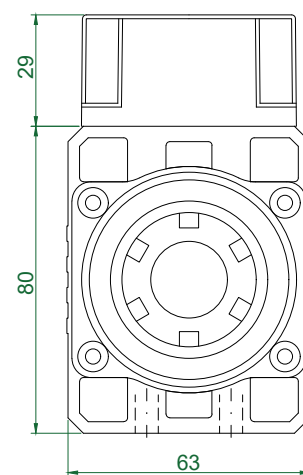
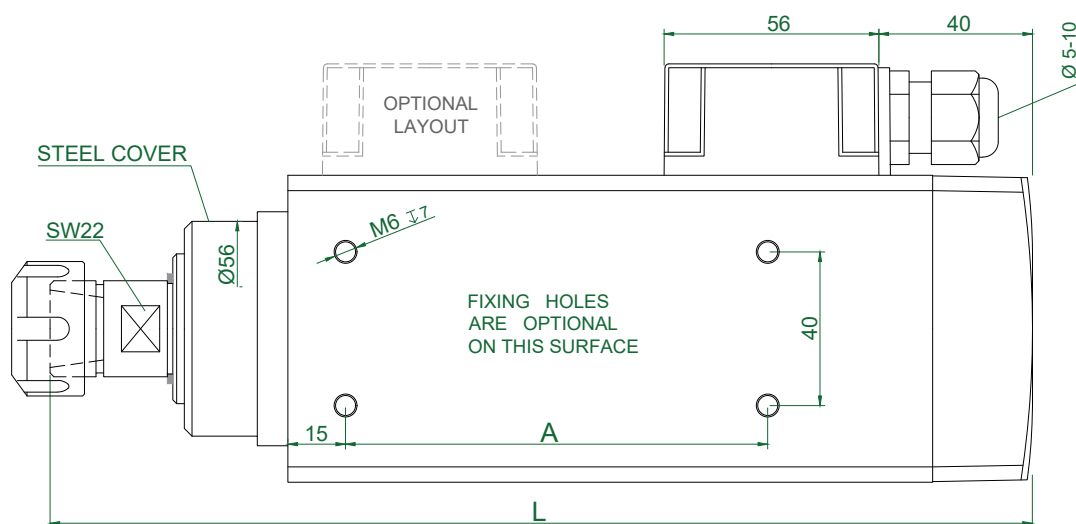

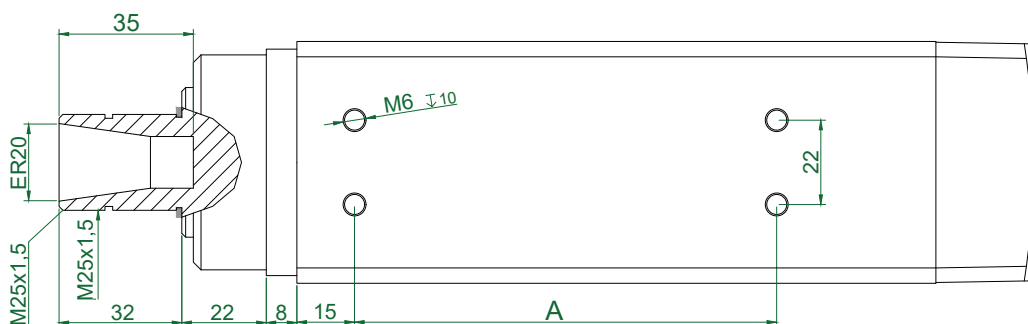


TYPE	A1	A2	L	Apr. Weight Kg
HMB90_ER16S-AK-2R	90	-	270	5,400
HMB100_ER16S-AK-2R	90	-	280	5,750
HMB120_ER16S-AK-2R	90	40	300	6,400
HMB140_ER16S-AK-2R	90	40	320	7,050
HMB170_ER16S-AK-2R	90	40	350	8,100

Plug Connection
(optional)

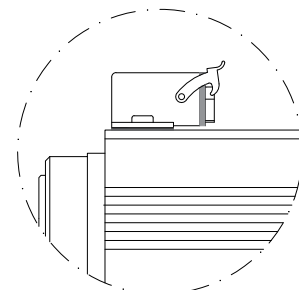


TYPE	Base Speed	Power kW	Frequency (Hz)			Voltage			Absorption	
	rpm		Min	Base	Max	Base	Optional	A (220v)	A (380v)	
HM55- 55	12000	0,20	150	200	300	220	380	220/380	1,44	0,84
HM55- 60	12000	0,22	150	200	300	220	380	220/380	1,50	0,87
HM55- 70	12000	0,35	150	200	300	220	380	220/380	2,00	1,16
HM55- 85	12000	0,37	150	200	300	220	380	220/380	2,20	1,20
HM55- 95	12000	0,55	150	200	300	220	380	220/380	2,60	1,50
HM55- 115	12000	0,75	150	200	300	220	380	220/380	3,80	2,20
HM55- 55	18000	0,25	200	300	360	220	380	220/380	1,60	0,92
HM55- 60	18000	0,27	200	300	360	220	380	220/380	1,90	1,10
HM55- 70	18000	0,45	200	300	360	220	380	220/380	2,40	1,40
HM55- 85	18000	0,55	200	300	360	220	380	220/380	3,20	1,80
HM55- 95	18000	0,75	200	300	360	220	380	220/380	3,70	2,20
HM55- 115	18000	1,10	200	300	360	220	380	220/380	5,10	3,00
HM55- 55	24000	0,25	250	400		220	380	220/380	1,60	0,92
HM55- 60	24000	0,27	250	400		220	380	220/380	1,90	1,10
HM55- 70	24000	0,45	250	400		220	380	220/380	2,40	1,40
HM55- 85	24000	0,55	250	400		220	380	220/380	3,20	1,80
HM55- 95	24000	0,75	250	400		220	380	220/380	3,70	2,20
HM55- 115	24000	1,10	250	400		220	380	220/380	5,10	3,00

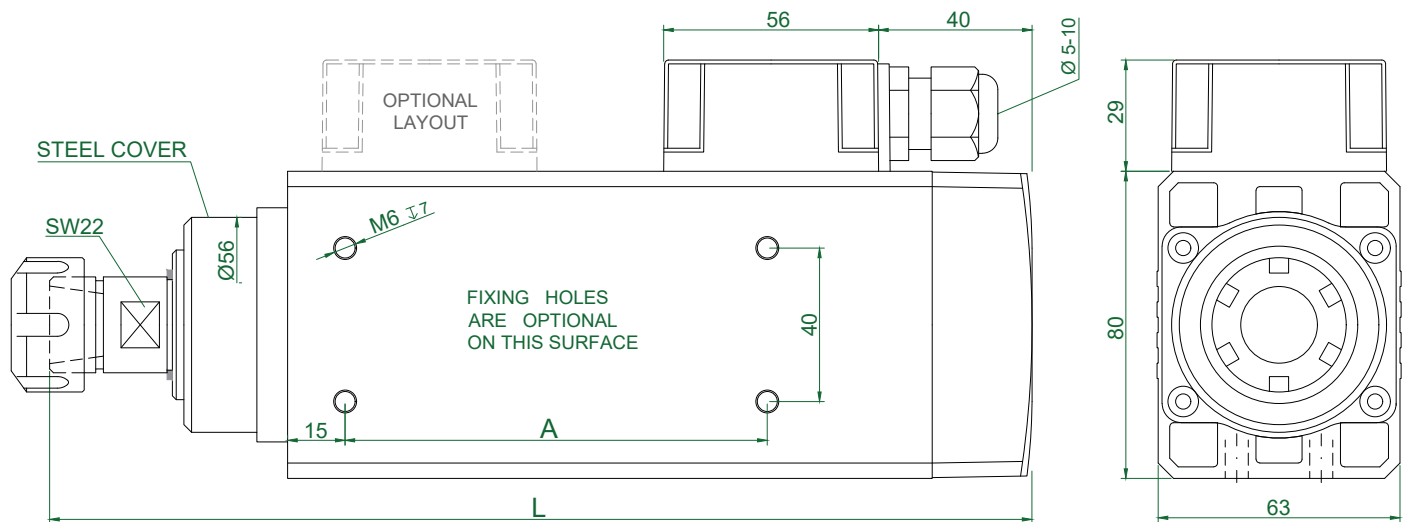
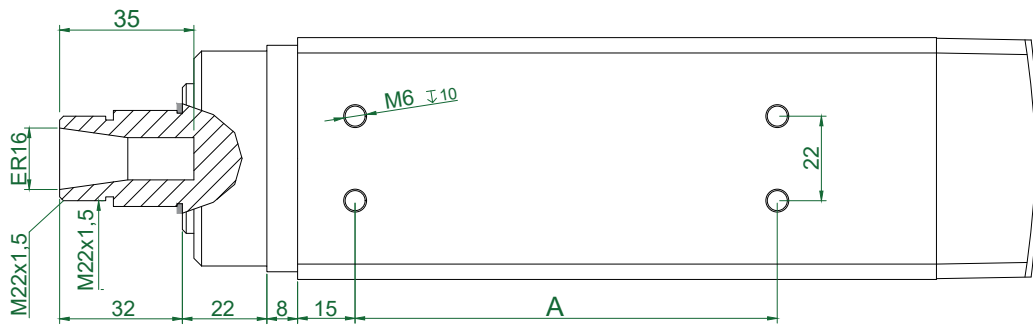


TYPE	A	L	Apr. Weight Kg
HM55.55_ER20S-CK-2R	85	216	2,850
HM55.60_ER20S-CK-2R	85	221	2,950
HM55.70_ER20S-CK-2R	85	231	3,100
HM55.85_ER20S-CK-2R	110	246	3,350
HM55.95_ER20S-CK-2R	110	256	3,550
HM55.115_ER20S-CK-2R	110	276	3,850

PLUG CONNECTION
(OPTIONAL)

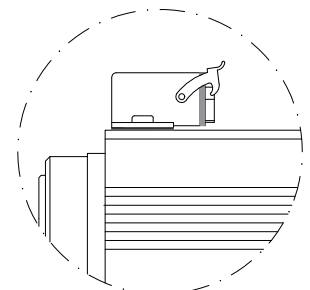


TYPE	Base Speed	Power	Frequency (Hz)			Voltage			Absorption	
	rpm		Min	Base	Max	Base	Optional	A (220v)	A (380v)	
HM55- 55	12000	0,20	150	200	300	220	380	220/380	1,44	0,84
HM55- 60	12000	0,22	150	200	300	220	380	220/380	1,50	0,87
HM55- 70	12000	0,35	150	200	300	220	380	220/380	2,00	1,16
HM55- 85	12000	0,37	150	200	300	220	380	220/380	2,20	1,20
HM55- 95	12000	0,55	150	200	300	220	380	220/380	2,60	1,50
HM55- 115	12000	0,75	150	200	300	220	380	220/380	3,80	2,20
HM55- 55	18000	0,25	200	300	360	220	380	220/380	1,60	0,92
HM55- 60	18000	0,27	200	300	360	220	380	220/380	1,90	1,10
HM55- 70	18000	0,45	200	300	360	220	380	220/380	2,40	1,40
HM55- 85	18000	0,55	200	300	360	220	380	220/380	3,20	1,80
HM55- 95	18000	0,75	200	300	360	220	380	220/380	3,70	2,20
HM55- 115	18000	1,10	200	300	360	220	380	220/380	5,10	3,00
HM55- 55	24000	0,25	250	400		220	380	220/380	1,60	0,92
HM55- 60	24000	0,27	250	400		220	380	220/380	1,90	1,10
HM55- 70	24000	0,45	250	400		220	380	220/380	2,40	1,40
HM55- 85	24000	0,55	250	400		220	380	220/380	3,20	1,80
HM55- 95	24000	0,75	250	400		220	380	220/380	3,70	2,20
HM55- 115	24000	1,10	250	400		220	380	220/380	5,10	3,00

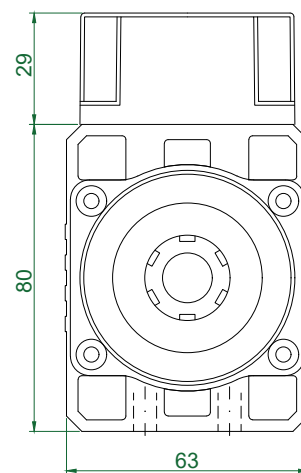
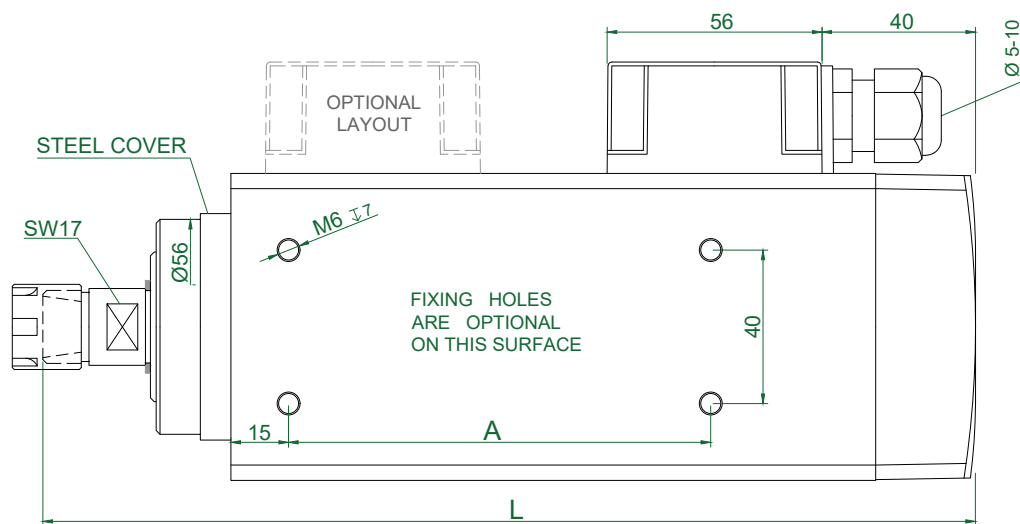

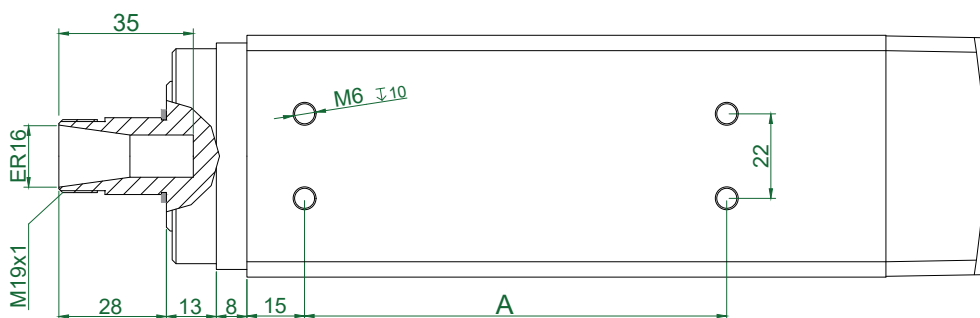


TYPE	A	L	Apr. Weight Kg
HM55.55_ER16S-CK-2R	85	216	2,900
HM55.60_ER16S-CK-2R	85	221	2,950
HM55.70_ER16S-CK-2R	85	231	3,150
HM55.85_ER16S-CK-2R	110	246	3,400
HM55.95_ER16S-CK-2R	110	256	3,550
HM55.115_ER16S-CK-2R	110	276	3,900

PLUG CONNECTION (OPTIONAL)

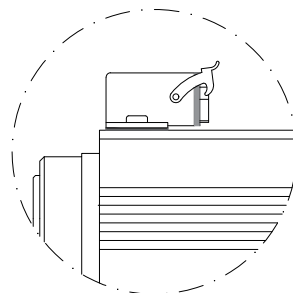


TYPE	Base Speed	Power	Frequency (Hz)			Voltage			Absorption	
	rpm		Min	Base	Max	Base	Optional	A (220v)	A (380v)	
HM55- 55	12000	0,20	150	200	300	220	380	220/380	1,44	0,84
HM55- 60	12000	0,22	150	200	300	220	380	220/380	1,50	0,87
HM55- 70	12000	0,35	150	200	300	220	380	220/380	2,00	1,16
HM55- 85	12000	0,37	150	200	300	220	380	220/380	2,20	1,20
HM55- 95	12000	0,55	150	200	300	220	380	220/380	2,60	1,50
HM55- 115	12000	0,75	150	200	300	220	380	220/380	3,80	2,20
HM55- 55	18000	0,25	200	300	360	220	380	220/380	1,60	0,92
HM55- 60	18000	0,27	200	300	360	220	380	220/380	1,90	1,10
HM55- 70	18000	0,45	200	300	360	220	380	220/380	2,40	1,40
HM55- 85	18000	0,55	200	300	360	220	380	220/380	3,20	1,80
HM55- 95	18000	0,75	200	300	360	220	380	220/380	3,70	2,20
HM55- 115	18000	1,10	200	300	360	220	380	220/380	5,10	3,00
HM55- 55	24000	0,25	250	400		220	380	220/380	1,60	0,92
HM55- 60	24000	0,27	250	400		220	380	220/380	1,90	1,10
HM55- 70	24000	0,45	250	400		220	380	220/380	2,40	1,40
HM55- 85	24000	0,55	250	400		220	380	220/380	3,20	1,80
HM55- 95	24000	0,75	250	400		220	380	220/380	3,70	2,20
HM55- 115	24000	1,10	250	400		220	380	220/380	5,10	3,00

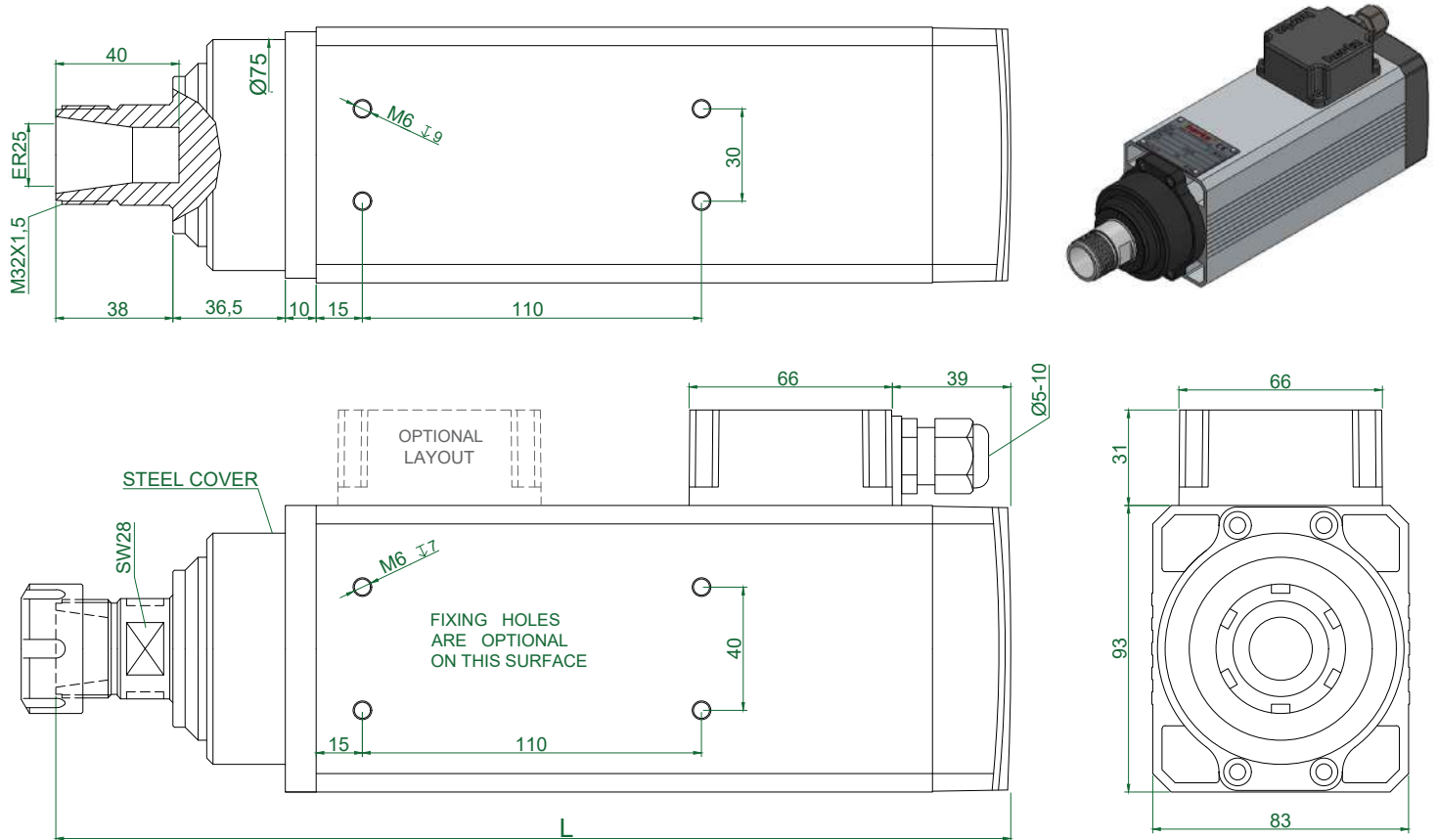


TYPE	A	L	Apr. Weight Kg
HM55.55_ER16M-CK-1R	85	203	2,550
HM55.60_ER16M-CK-1R	85	208	2,600
HM55.70_ER16M-CK-1R	85	218	2,750
HM55.85_ER16M-CK-1R	110	233	3,000
HM55.95_ER16M-CK-1R	110	243	3,150
HM55.115_ER16M-CK-1R	110	263	3,500

PLUG CONNECTION (OPTIONAL)

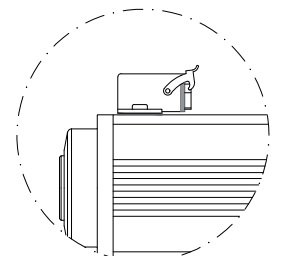


TYPE	Base Speed	Power kW	Frequency (Hz)			Voltage			Absorption	
	rpm		Min	Base	Max	Base	Optional	A (220v)	A (380v)	
HM73-17	3000	0,55	40	50	75	380	220	220/380	2,60	1,50
HM73-09	6000	0,45	70	100	180	220	380	220/380	2,40	1,40
HM73-10	6000	0,55	70	100	180	220	380	220/380	2,60	1,50
HM73-12	6000	0,75	70	100	180	220	380	220/380	4,00	2,30
HM73-14	6000	0,95	70	100	180	220	380	220/380	4,90	2,90
HM73-17	6000	1,10	70	100	180	380	220	220/380	5,70	3,30
HM73-09	12000	0,75	150	200	300	220	380	220/380	4,00	2,30
HM73-10	12000	1,10	150	200	300	220	380	220/380	5,70	3,30
HM73-12	12000	1,50	150	200	300	220	380	220/380	6,40	3,60
HM73-14	12000	2,20	150	200	300	220	380	220/380	10,0	5,80
HM73-17	12000	2,60	150	200	300	380	220	220/380	10,4	6,00
HM73-09	18000	1,10	170	300	340	220	380	220/380	5,70	3,30
HM73-10	18000	1,50	170	300	340	220	380	220/380	6,40	3,60
HM73-12	18000	2,00	170	300	340	220	380	220/380	9,00	5,20
HM73-14	18000	2,20	170	300	340	220	380	220/380	10,0	5,80
HM73-17	18000	3,00	170	300	340	380	220	220/380	12,5	7,20

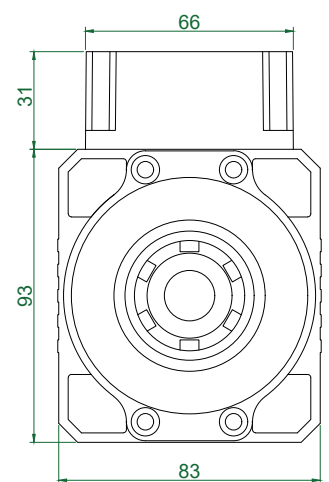
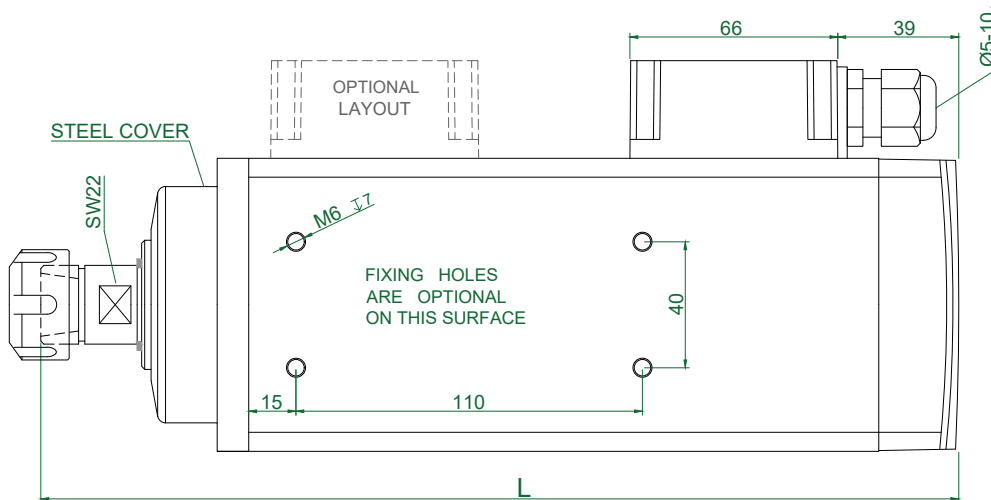

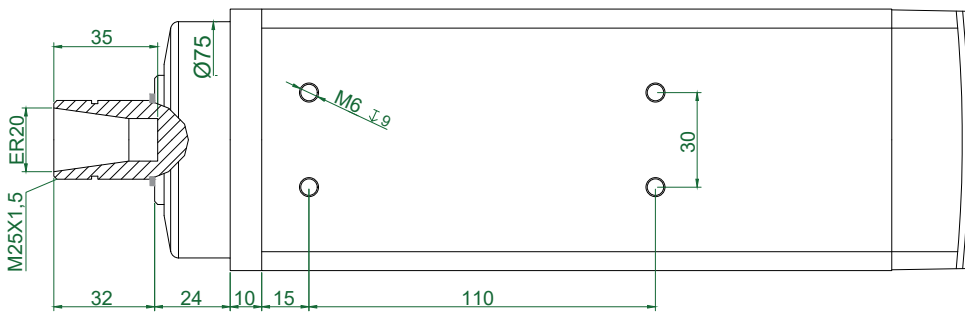


TYPE	L	Apr. Weight Kg
HM73.09_ER25S-CK-2R	280	6,400
HM73.10_ER25S-CK-2R	290	6,730
HM73.12_ER25S-CK-2R	310	7,380
HM73.14_ER25S-CK-2R	330	7,900
HM73.17_ER25S-CK-2R	360	8,900

PLUG CONNECTION
(OPTIONAL)

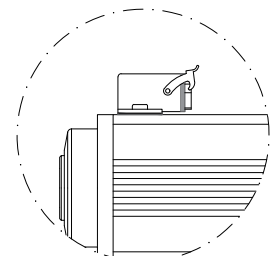


TYPE	Base Speed	Power kW	Frequency (Hz)			Voltage			Absorption	
	rpm		Min	Base	Max	Base	Optional	A (220v)	A (380v)	
HM73-17	3000	0,55	40	50	75	380	220	220/380	2,60	1,50
HM73-09	6000	0,45	70	100	180	220	380	220/380	2,40	1,40
HM73-10	6000	0,55	70	100	180	220	380	220/380	2,60	1,50
HM73-12	6000	0,75	70	100	180	220	380	220/380	4,00	2,30
HM73-14	6000	0,95	70	100	180	220	380	220/380	4,90	2,90
HM73-17	6000	1,10	70	100	180	380	220	220/380	5,70	3,30
HM73-09	12000	0,75	150	200	300	220	380	220/380	4,00	2,30
HM73-10	12000	1,10	150	200	300	220	380	220/380	5,70	3,30
HM73-12	12000	1,50	150	200	300	220	380	220/380	6,40	3,60
HM73-14	12000	2,20	150	200	300	220	380	220/380	10,0	5,80
HM73-17	12000	2,60	150	200	300	380	220	220/380	10,4	6,00
HM73-09	18000	1,10	170	300	340	220	380	220/380	5,70	3,30
HM73-10	18000	1,50	170	300	340	220	380	220/380	6,40	3,60
HM73-12	18000	2,00	170	300	340	220	380	220/380	9,00	5,20
HM73-14	18000	2,20	170	300	340	220	380	220/380	10,0	5,80
HM73-17	18000	3,00	170	300	340	380	220	220/380	12,5	7,20

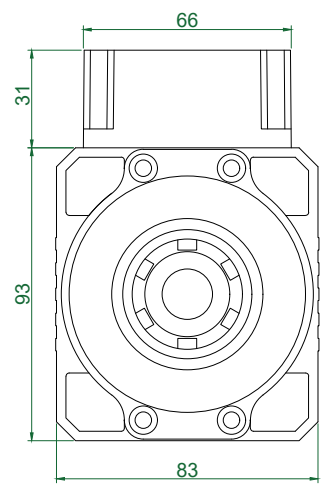
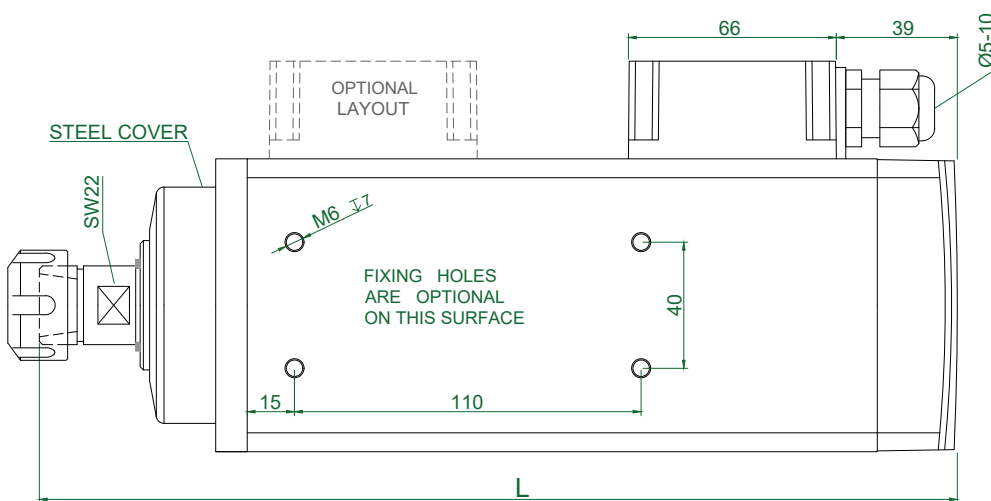

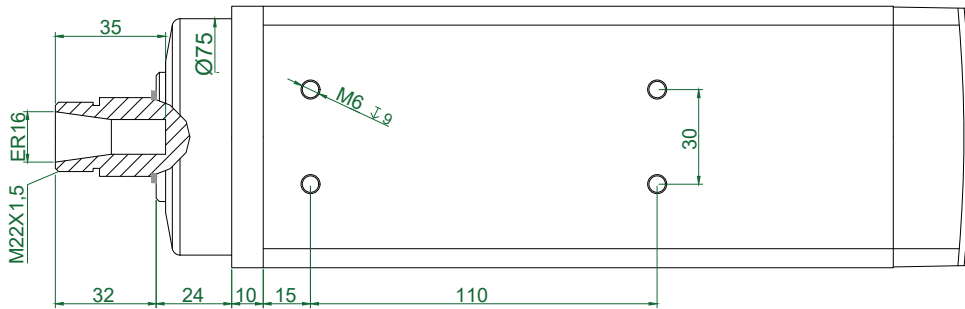


TYPE	L	Apr. Weight Kg
HM73.09_ER20S-CK-2R	262	5,700
HM73.10_ER20S-CK-2R	272	6,000
HM73.12_ER20S-CK-2R	292	6,650
HM73.14_ER20S-CK-2R	312	7,200
HM73.17_ER20S-CK-2R	342	8,200

PLUG CONNECTION
(OPTIONAL)

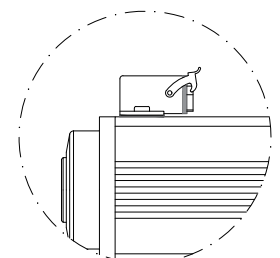


TYPE	Base Speed	Power kW	Frequency (Hz)			Voltage			Absorbtion	
	rpm		Min	Base	Max	Base	Optional	A (220v)	A (380v)	
HM73-17	3000	0,55	40	50	75	380	220	220/380	2,60	1,50
HM73-09	6000	0,45	70	100	180	220	380	220/380	2,40	1,40
HM73-10	6000	0,55	70	100	180	220	380	220/380	2,60	1,50
HM73-12	6000	0,75	70	100	180	220	380	220/380	4,00	2,30
HM73-14	6000	0,95	70	100	180	220	380	220/380	4,90	2,90
HM73-17	6000	1,10	70	100	180	380	220	220/380	5,70	3,30
HM73-09	12000	0,75	150	200	300	220	380	220/380	4,00	2,30
HM73-10	12000	1,10	150	200	300	220	380	220/380	5,70	3,30
HM73-12	12000	1,50	150	200	300	220	380	220/380	6,40	3,60
HM73-14	12000	2,20	150	200	300	220	380	220/380	10,0	5,80
HM73-17	12000	2,60	150	200	300	380	220	220/380	10,4	6,00
HM73-09	18000	1,10	170	300	340	220	380	220/380	5,70	3,30
HM73-10	18000	1,50	170	300	340	220	380	220/380	6,40	3,60
HM73-12	18000	2,00	170	300	340	220	380	220/380	9,00	5,20
HM73-14	18000	2,20	170	300	340	220	380	220/380	10,0	5,80
HM73-17	18000	3,00	170	300	340	380	220	220/380	12,5	7,20

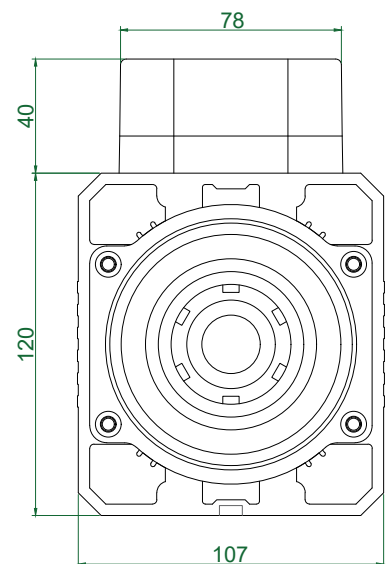
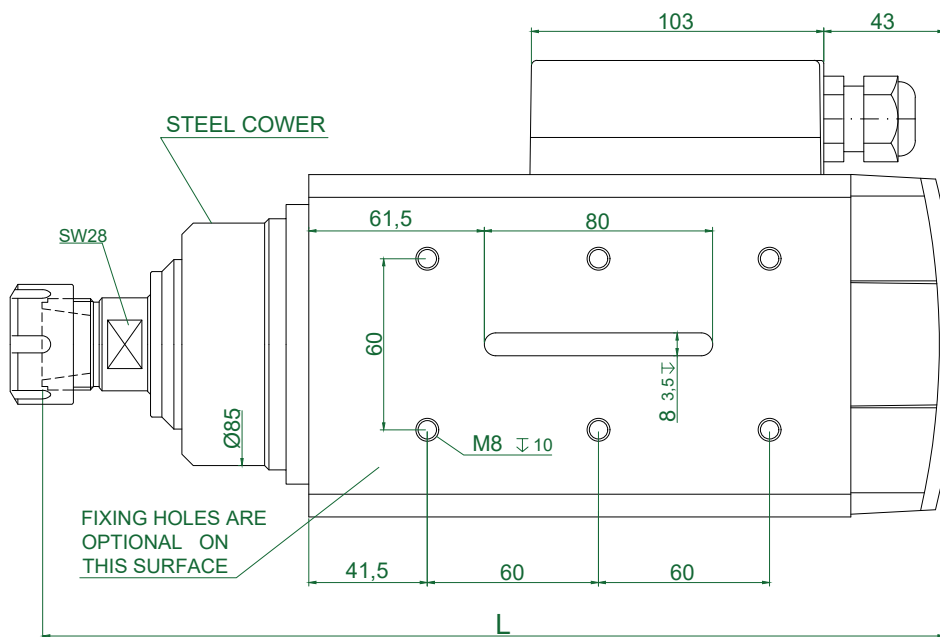

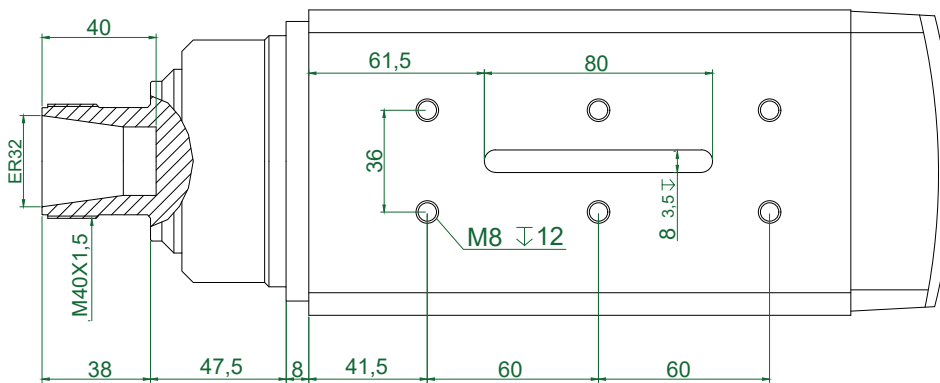


TYPE	L	Apr. Weight Kg
HM73.09_ER16S-CK-2R	262	5,700
HM73.10_ER16S-CK-2R	272	6,000
HM73.12_ER16S-CK-2R	292	6,650
HM73.14_ER16S-CK-2R	312	7,200
HM73.17_ER16S-CK-2R	342	8,200

PLUG CONNECTION
(OPTIONAL)

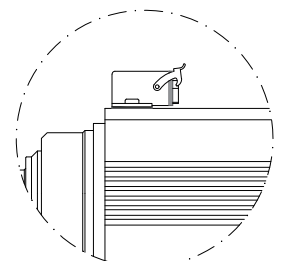


TYPE	Base Speed	Power kW	Frequency (Hz)			Voltage		Absorption		
	rpm		Min	Base	Max	Base	Optional	A (220v)	A (380v)	
HM90-10	3000	1,00	40	50	75	380	220	220/380	4,90	2,90
HM90-14	3000	1,35	40	50	75	380	220	220/380	5,90	3,30
HM90-17	3000	1,50	40	50	75	380	220	220/380	6,50	3,80
HM90-10	6000	2,20	70	100	180	220	380	220/380	9,50	5,50
HM90-14	6000	3,50	70	100	180	380	220	220/380	13,0	7,50
HM90-17	6000	4,00	140	200	360	380	220	220/380	16,4	9,50
HM90-10	12000	3,50	150	200	300	380	220	220/380	13,00	7,50
HM90-14	12000	4,00	150	200	300	380	220	220/380	16,40	9,50
HM90-14	12000	4,50	150	200	300	380	220	220/380	18,0	9,90
HM90-17	12000	5,50	150	200	300	380	220	220/380	19,8	11,4
HM90-10	18000	4,00	170	300	340	380	220	220/380	16,4	9,50
HM90-10	18000	4,50	170	300	340	380	220	220/380	18,0	9,90
HM90-14	18000	5,50	170	300	340	380	220	220/380	19,8	11,4
HM90-14	18000	6,00	170	300	340	380	220	220/380	21,0	12,4
HM90-17	18000	7,00	170	300	340	380	220	220/380	25,0	14,5

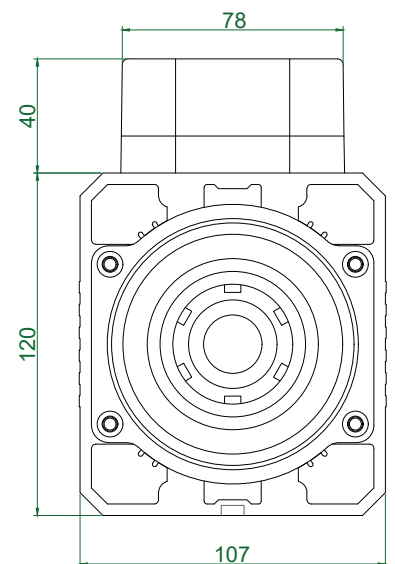
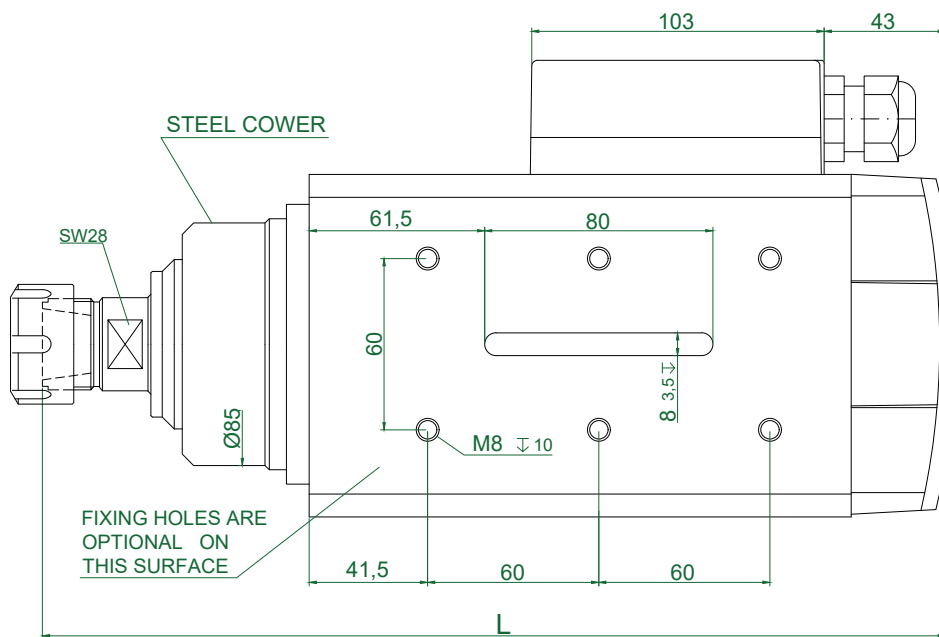

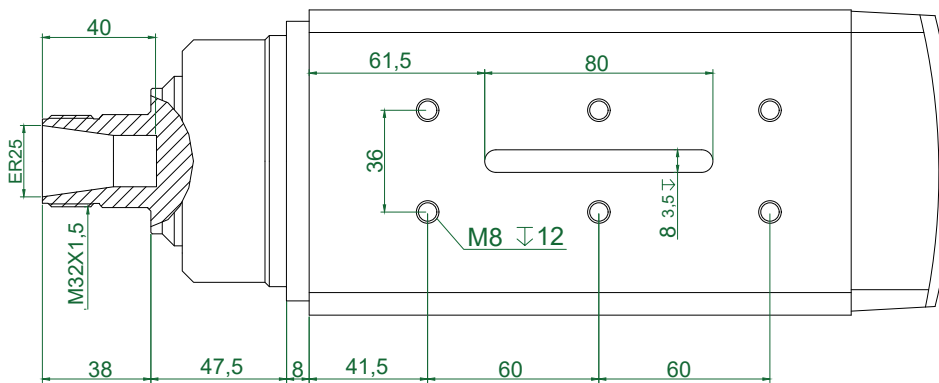


TYPE	L	Apr. Weight Kg
HM90.10_ER32S-CK-2R	317	11,400
HM90.14_ER32S-CK-2R	357	13,500
HM90.17_ER32S-CK-2R	387	15,000

PLUG CONNECTION
(optional)

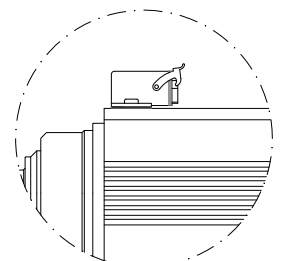


TYPE	Base Speed	Power kW	Frequency (Hz)			Voltage		Absorbtion		
	rpm		Min	Base	Max	Base	Optional	A (220v)	A (380v)	
HM90-10	3000	1,00	40	50	75	380	220	220/380	4,90	2,90
HM90-14	3000	1,35	40	50	75	380	220	220/380	5,90	3,30
HM90-17	3000	1,50	40	50	75	380	220	220/380	6,50	3,80
HM90-10	6000	2,20	70	100	180	220	380	220/380	9,50	5,50
HM90-14	6000	3,50	70	100	180	380	220	220/380	13,0	7,50
HM90-17	6000	4,00	140	200	360	380	220	220/380	16,4	9,50
HM90-10	12000	3,50	150	200	300	380	220	220/380	13,00	7,50
HM90-14	12000	4,00	150	200	300	380	220	220/380	16,40	9,50
HM90-14	12000	4,50	150	200	300	380	220	220/380	18,0	9,90
HM90-17	12000	5,50	150	200	300	380	220	220/380	19,8	11,4
HM90-10	18000	4,00	170	300	340	380	220	220/380	16,4	9,50
HM90-10	18000	4,50	170	300	340	380	220	220/380	18,0	9,90
HM90-14	18000	5,50	170	300	340	380	220	220/380	19,8	11,4
HM90-14	18000	6,00	170	300	340	380	220	220/380	21,0	12,4
HM90-17	18000	7,00	170	300	340	380	220	220/380	25,0	14,5

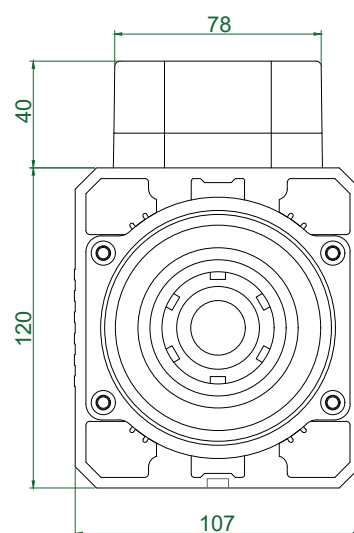
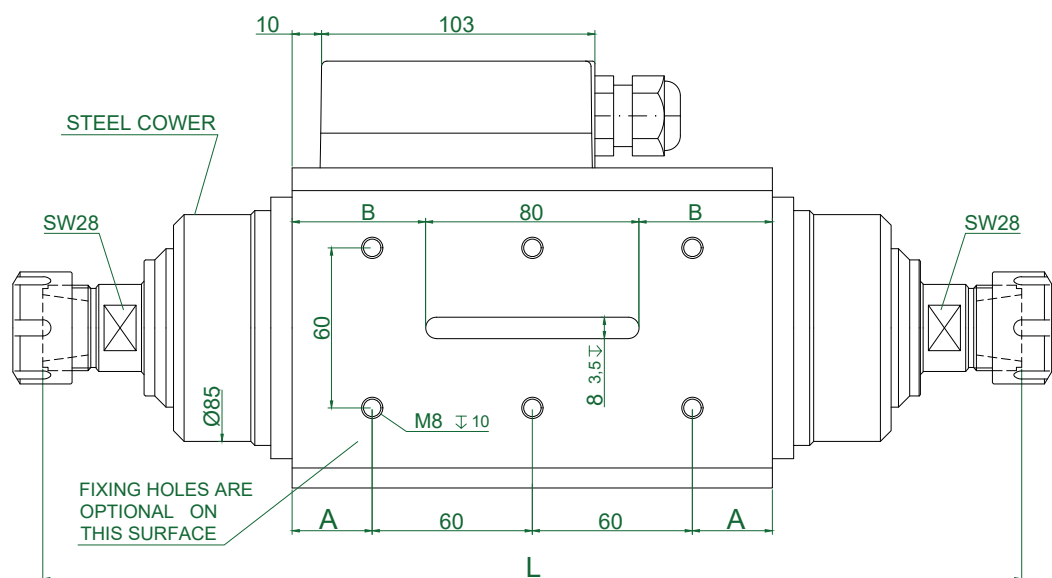

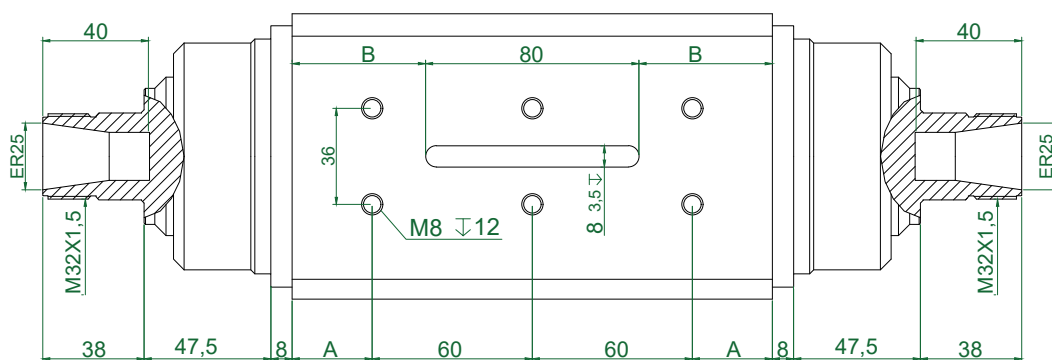


TYPE	L	Apr. Weight Kg
HM90.10_ER25S-CK-2R	317	11,150
HM90.14_ER25S-CK-2R	357	13,300
HM90.17_ER25S-CK-2R	387	14,800

PLUG CONNECTION
(optional)



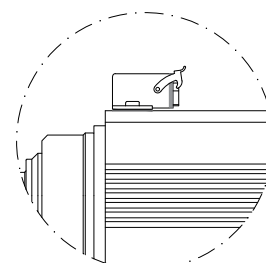
TYPE	Base Speed	Power kW	Frequency (Hz)			Voltage		Absorption		
	rpm		Min	Base	Max	Base	Optional	A (220v)	A (380v)	
HM90-10	3000	1,00	40	50	75	380	220	220/380	4,90	2,90
HM90-14	3000	1,35	40	50	75	380	220	220/380	5,90	3,30
HM90-17	3000	1,50	40	50	75	380	220	220/380	6,50	3,80
HM90-10	6000	2,20	70	100	180	220	380	220/380	9,50	5,50
HM90-14	6000	3,50	70	100	180	380	220	220/380	13,0	7,50
HM90-17	6000	4,00	140	200	360	380	220	220/380	16,4	9,50
HM90-10	12000	3,50	150	200	300	380	220	220/380	13,00	7,50
HM90-14	12000	4,00	150	200	300	380	220	220/380	16,40	9,50
HM90-14	12000	4,50	150	200	300	380	220	220/380	18,0	9,90
HM90-17	12000	5,50	150	200	300	380	220	220/380	19,8	11,4
HM90-10	18000	4,00	170	300	340	380	220	220/380	16,4	9,50
HM90-10	18000	4,50	170	300	340	380	220	220/380	18,0	9,90
HM90-14	18000	5,50	170	300	340	380	220	220/380	19,8	11,4
HM90-14	18000	6,00	170	300	340	380	220	220/380	21,0	12,4
HM90-17	18000	7,00	170	300	340	380	220	220/380	25,0	14,5




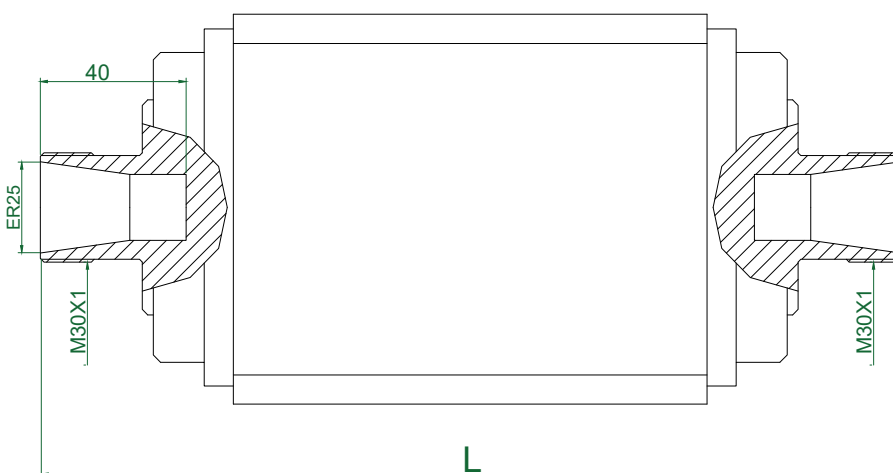
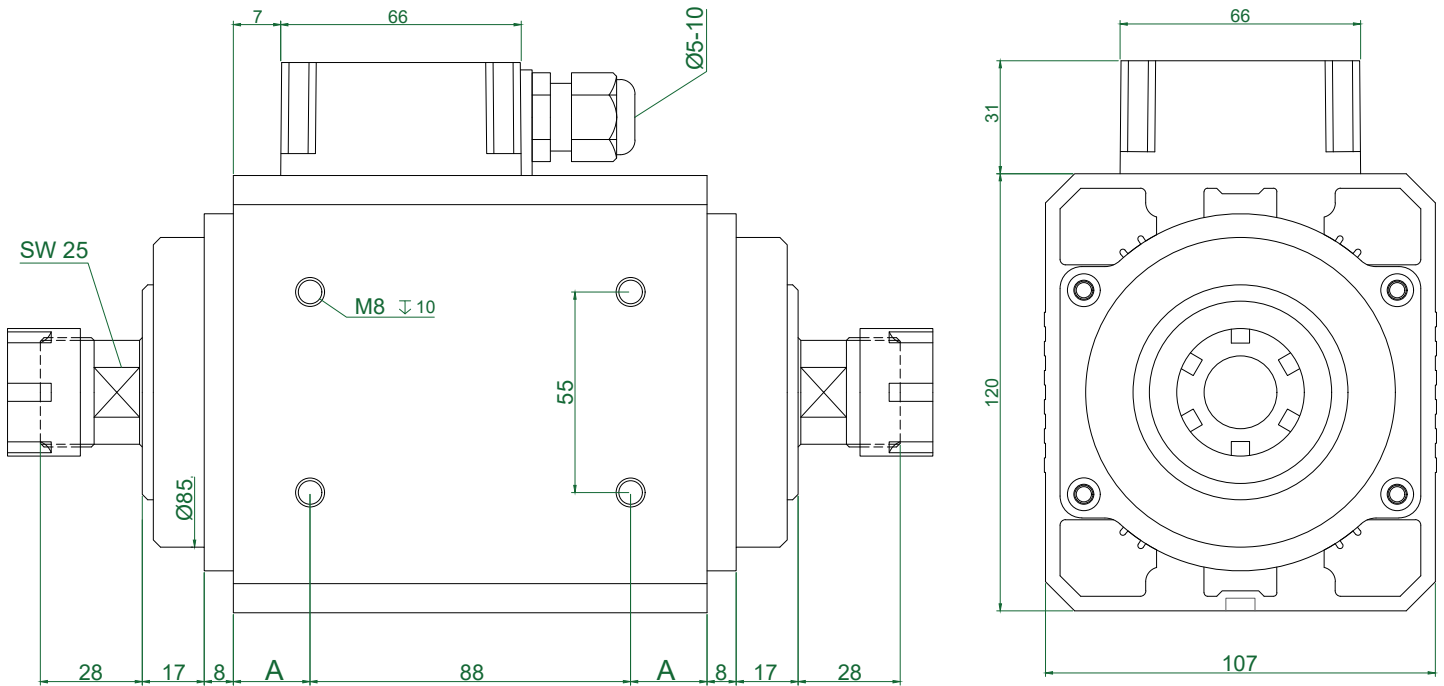
NO COOLING / S2 - Max. 30 min.

TYPE	A	B	L	Apr. Weight Kg
HM90.10_ER25S-CK-2R-DS	30	50	367	12,350
HM90.14_ER25S-CK-2R-DS	50	70	407	14,500
HM90.17_ER25S-CK-2R-DS	65	85	437	16,000

PLUG CONNECTION
(optional)



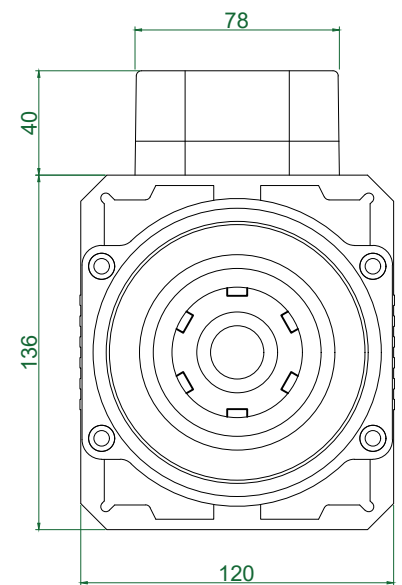
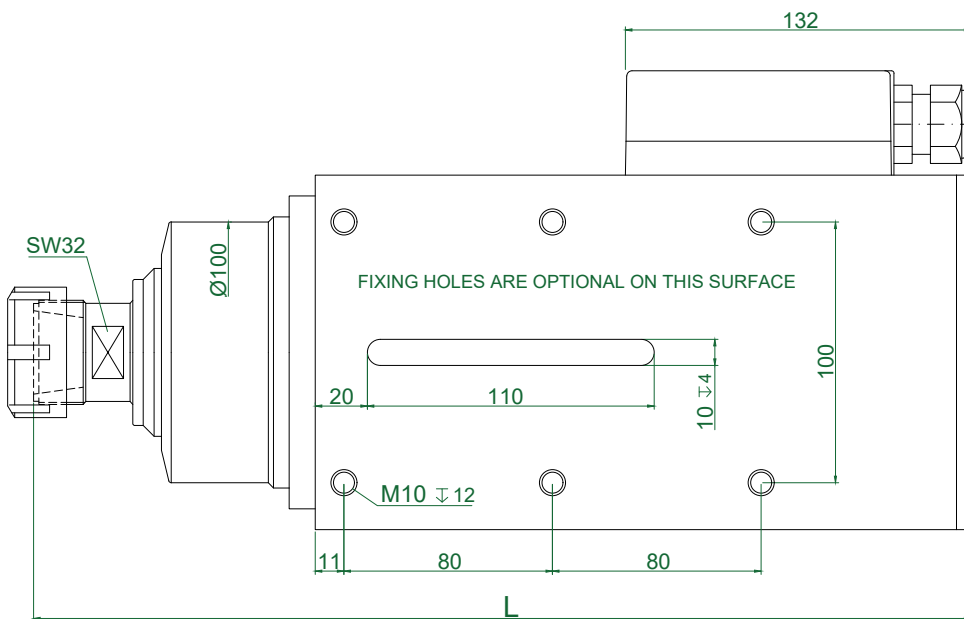

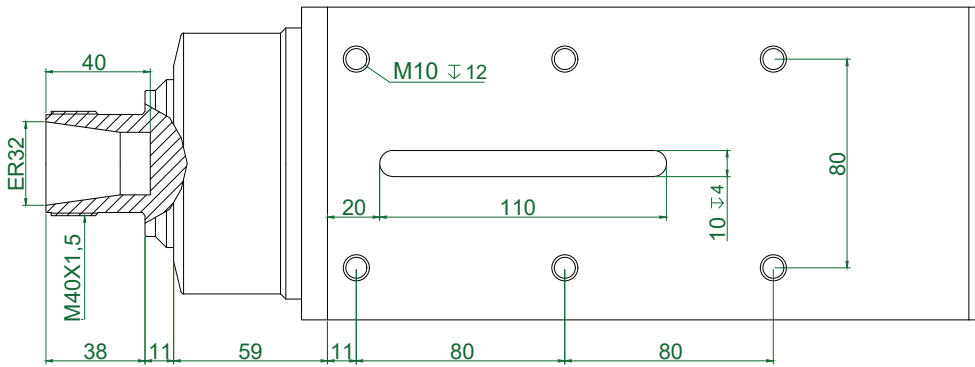
TYPE	Base Speed	Power kW	Frequency (Hz)			Voltage			Absorption	
	rpm		Min	Base	Max	Base	Optional	A (220v)	A (380v)	
HM90-10	18000	2,20	170	300	340	220	380	220/380	9,50	5,50



NO COOLING / S2 - Max. 30 min.

TYPE	A	B	L	Apr. Weight Kg
HM90.06_ER25M-CK-1R-DS	21		236	11,000

TYPE	Base Speed	Power	Frequency (Hz)			Voltage			Absorption	
	rpm		Min	Base	Max	Base	Optional	A (220v)	A (380v)	
HM110-10	3000	2,20	40	50	75	220	380	220/380	9,50	5,50
HM110-12	3000	3,00	40	50	75	380	220	220/380	12,5	7,20
HM110-10	6000	3,00	140	200	360	380	220	220/380	12,5	7,20
HM110-10	6000	3,00	70	100	180	380	220	220/380	12,5	7,20
HM110-10	6000	4,00	140	200	360	380	220	220/380	16,4	9,50
HM110-10	6000	4,00	70	100	180	380	220	220/380	16,4	9,50
HM110-12	6000	5,50	140	200	360	380	220	220/380	19,8	11,40
HM110-12	6000	5,50	70	100	180	380	220	220/380	19,8	11,40
HM110-10	12000	4,00	300	400	600	380	220	220/380	16,4	9,50
HM110-10	12000	4,00	150	200	300	380	220	220/380	16,4	9,50
HM110-10	12000	5,50	300	400	600	380	220	220/380	19,8	11,40
HM110-10	12000	5,50	150	200	300	380	220	220/380	19,8	11,40
HM110-12	12000	7,50	300	400	600	380	220	220/380	28,7	16,6
HM110-12	12000	7,50	150	200	300	380	220	220/380	28,7	16,6
HM110-10	18000	7,50	340	600	680	380	220	220/380	28,7	16,6
HM110-10	18000	7,50	170	300	340	380	220	220/380	28,7	16,6
HM110-12	18000	9,00	340	600	680	380	220	220/380	34,5	20,0
HM110-12	18000	9,00	170	300	340	380	220	220/380	34,5	20,0



TYPE	L	Apr. Weight Kg
HM110.10_ER32S-CK-2R	340	16,600
HM110.12_ER32S-CK-2R	360	18,000

CONTENTS - İÇERİK

HMA

HMA.XX_L3.13FK-CK-1R
HMA.XX_L16.18F-CK-2R
HMA.XX_L20.18F-CK-1R
HMA.XX_L40FK-CK-1R
HMA.XX_L40FK-CK-2R
HMA.XX_L41.9MK-CK-1R
HMA.XX_L3.13FK-AK-1R
HMA.XX_L20.18F-AK-1R
HMA.XX_L40FK-AK-1R
HMA.XX_L41.9MK-AK-1R

HMB

HMB.XX_L3.20FK-CK-2R
HMB.XX_L3.40FK-CK-2R
HMB.XX_L3.41.9MK-CK-2R
HMB.XX_L17.23M-CK-2R
HMB.XX_L20.18F-CK-2R
HMB.XX_L3.20FK-AK-2R (1R)
HMB.XX_L3.40FK-AK-2R (1R)
HMB.XX_L3.41.9MK-AK-2R (1R)
HMB.XX_L20.18F-AK-2R (1R)
HMB.XX_L36.25F-AK-2R (1R)

HM55

HM55.XX_L3.40FK-CK-2R
HM55.XX_L20.18F-CK-1R
HM55.XX_L20FK-CK-1R
HM55.XX_L40FK-CK-1R
HM55.XX_L41.9.11MK-CK-1R

HM73

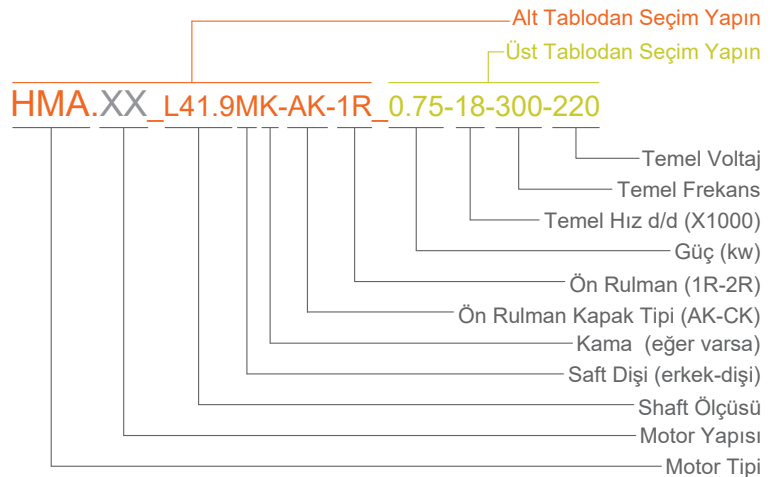
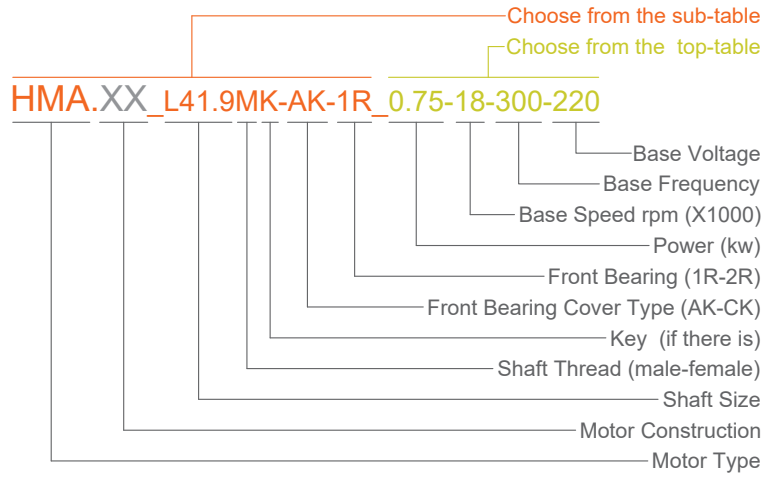
HM73.XX_L3.40FK-CK-2R
HM73.XX_L3.41.9MK-CK-2R
HM73.XX_L17.23M-CK-2R
HM73.XX_L20.18F-CK-2R
HM73.XX_L20FK-CK-2R
HM73.XX_L36.25F-CK-2R

HM90

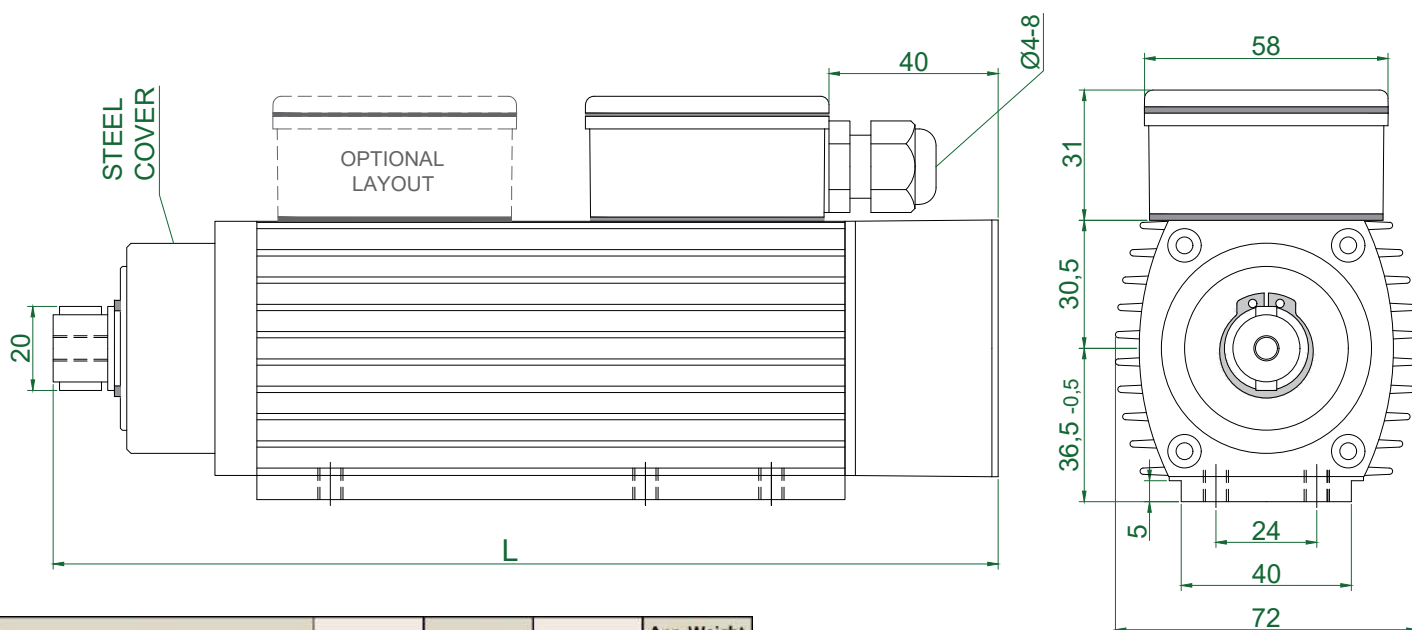

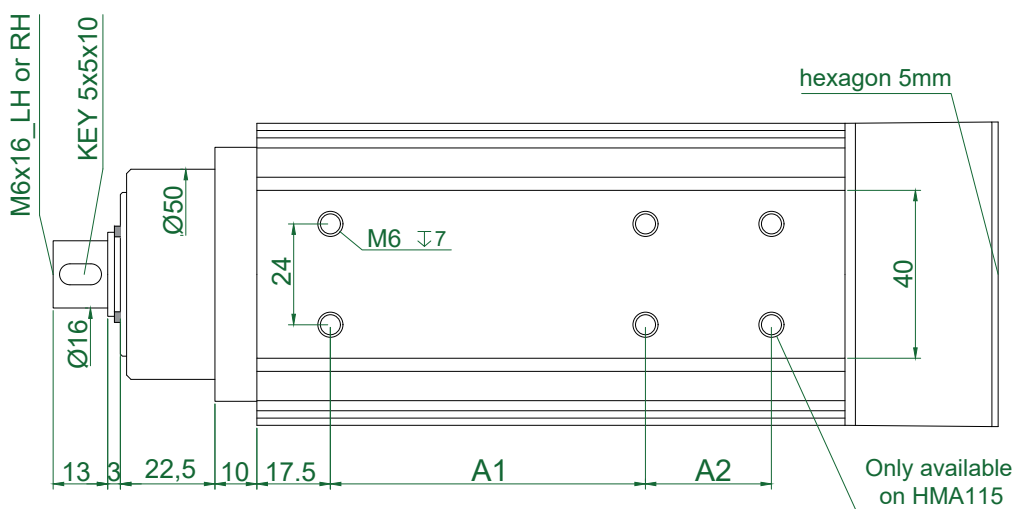
HM90.XX_L1.40MK-CK-2R
HM90.XX_L17.23M-CK-2R
HM90.XX_L50FK-CK-2R

HM110

HM110.XX_L3.50FK-CK-2R
HM110.XX_L18.22M-CK-2R
HM110.XX_L50FK-CK-1R

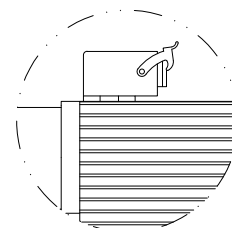


TYPE	Base Speed	Power kW	Frequency (Hz)			Voltage			Absorption	
	rpm		Min	Base	Max	Base	Optional	A (220v)	A (380v)	
HMA 85	6000	0,22	70	100	150	220	380	220/380	1,50	0,87
HMA 95	6000	0,27	70	100	150	220	380	220/380	1,90	1,10
HMA 115	6000	0,37	70	100	150	220	380	220/380	2,20	1,20
HMA 55	12000	0,20	150	200	300	220	380	220/380	1,44	0,84
HMA 60	12000	0,22	150	200	300	220	380	220/380	1,50	0,87
HMA 70	12000	0,35	150	200	300	220	380	220/380	2,00	1,16
HMA 85	12000	0,37	150	200	300	220	380	220/380	2,20	1,20
HMA 95	12000	0,55	150	200	300	220	380	220/380	2,60	1,50
HMA 115	12000	0,75	150	200	300	220	380	220/380	3,80	2,20
HMA 55	18000	0,25	200	300	360	220	380	220/380	1,60	0,92
HMA 60	18000	0,27	200	300	360	220	380	220/380	1,90	1,10
HMA 70	18000	0,45	200	300	360	220	380	220/380	2,40	1,40
HMA 85	18000	0,55	200	300	360	220	380	220/380	3,20	1,80
HMA 95	18000	0,75	200	300	360	220	380	220/380	3,70	2,20
HMA 115	18000	1,10	200	300	360	220	380	220/380	5,10	3,00

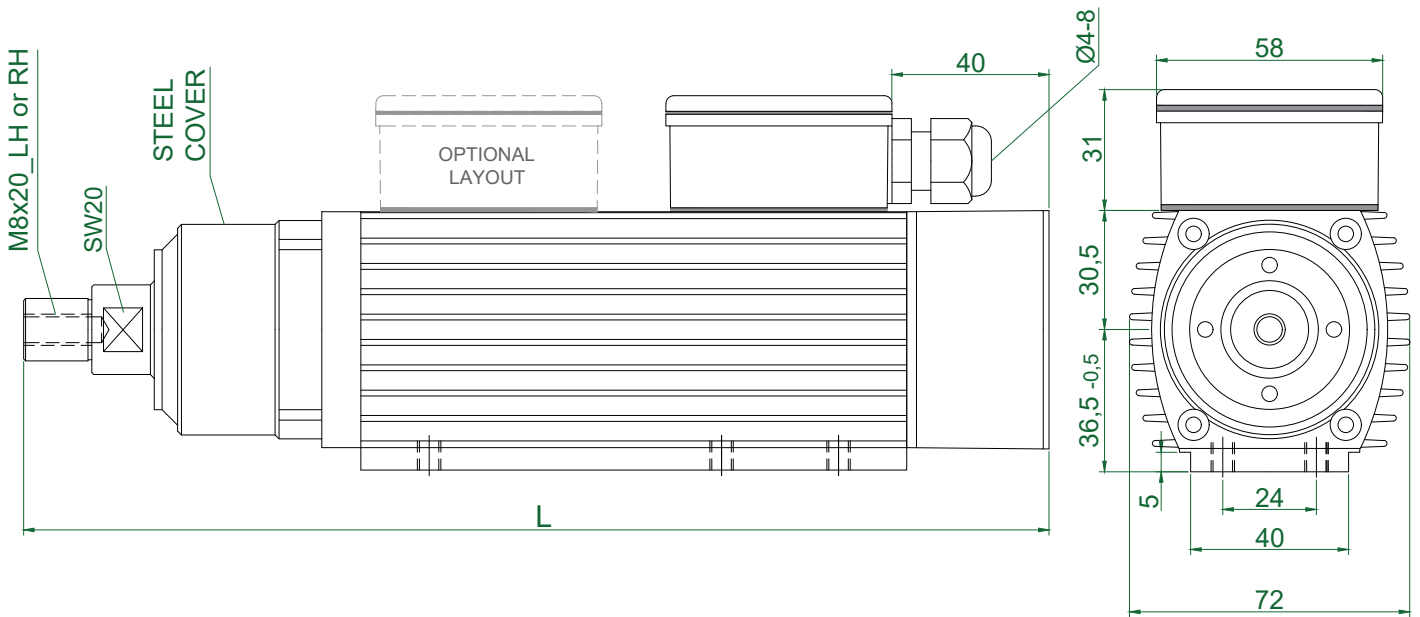

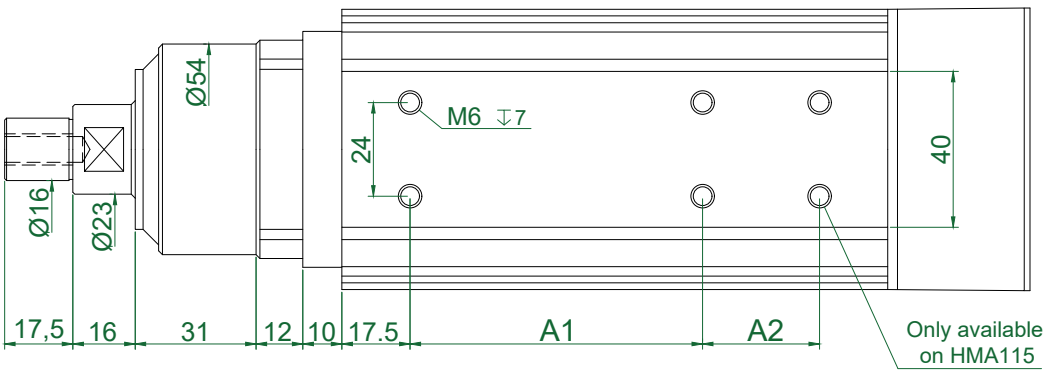


TYPE	A1	A2	L	Apr. Weight Kg
HMA 55_L3.13FK-CK-1R	60	-	185	2,150
HMA 60_L3.13FK-CK-1R	60	-	190	2,200
HMA 70_L3.13FK-CK-1R	75	-	200	2,300
HMA 85_L3.13FK-CK-1R	75	-	215	2,650
HMA 95_L3.13FK-CK-1R	75	-	225	2,800
HMA 115_L3.13FK-CK-1R	75	30	245	3,200

Plug Connection
(optional)

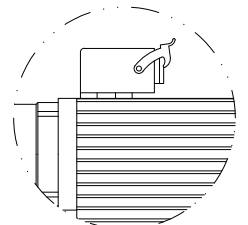


TYPE	Base Speed	Power	Frequency (Hz)			Voltage			Absorption	
	rpm		Min	Base	Max	Base	Optional	A (220v)	A (380v)	
HMA 85	6000	0,22	70	100	150	220	380	220/380	1,50	0,87
HMA 95	6000	0,27	70	100	150	220	380	220/380	1,90	1,10
HMA 115	6000	0,37	70	100	150	220	380	220/380	2,20	1,20
HMA 55	12000	0,20	150	200	300	220	380	220/380	1,44	0,84
HMA 60	12000	0,22	150	200	300	220	380	220/380	1,50	0,87
HMA 70	12000	0,35	150	200	300	220	380	220/380	2,00	1,16
HMA 85	12000	0,37	150	200	300	220	380	220/380	2,20	1,20
HMA 95	12000	0,55	150	200	300	220	380	220/380	2,60	1,50
HMA 115	12000	0,75	150	200	300	220	380	220/380	3,80	2,20
HMA 55	18000	0,25	200	300	360	220	380	220/380	1,60	0,92
HMA 60	18000	0,27	200	300	360	220	380	220/380	1,90	1,10
HMA 70	18000	0,45	200	300	360	220	380	220/380	2,40	1,40
HMA 85	18000	0,55	200	300	360	220	380	220/380	3,20	1,80
HMA 95	18000	0,75	200	300	360	220	380	220/380	3,70	2,20
HMA 115	18000	1,10	200	300	360	220	380	220/380	5,10	3,00

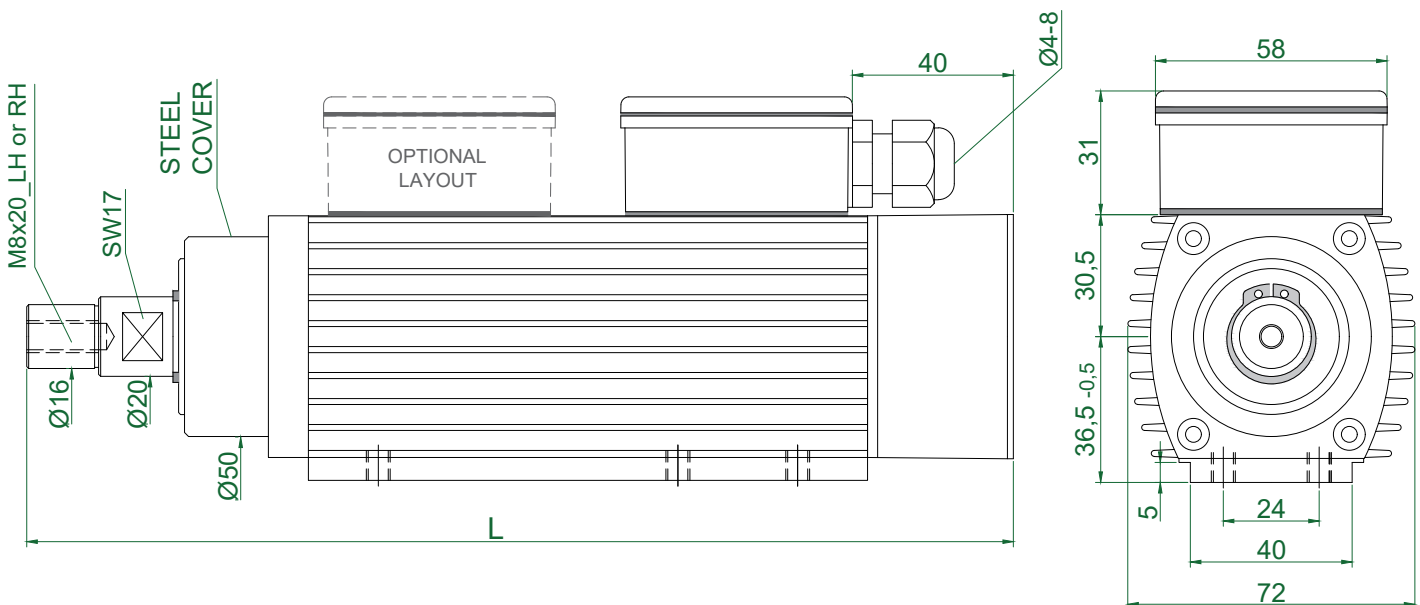

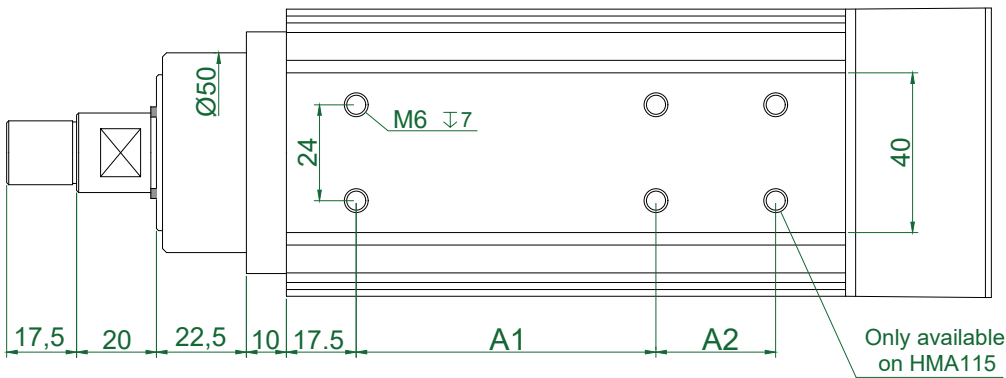


TYPE	A1	A2	L	Apr. Weight Kg
HMA 55_L16.18F-CK-2R	60	-	223	2,500
HMA 60_L16.18F-CK-2R	60	-	228	2,550
HMA 70_L16.18F-CK-2R	75	-	238	2,700
HMA 85_L16.18F-CK-2R	75	-	253	3,000
HMA 95_L16.18F-CK-2R	75	-	263	3,200
HMA 115_L16.18F-CK-2R	75	30	283	3,550

Plug Connection (optional)

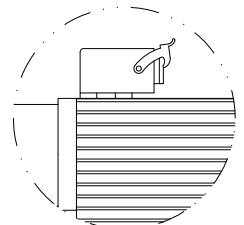


TYPE	Base Speed	Power kW	Frequency (Hz)			Voltage		Absorption		
	rpm		Min	Base	Max	Base	Optional	A (220v)	A (380v)	
HMA 85	6000	0,22	70	100	150	220	380	220/380	1,50	0,87
HMA 95	6000	0,27	70	100	150	220	380	220/380	1,90	1,10
HMA 115	6000	0,37	70	100	150	220	380	220/380	2,20	1,20
HMA 55	12000	0,20	150	200	300	220	380	220/380	1,44	0,84
HMA 60	12000	0,22	150	200	300	220	380	220/380	1,50	0,87
HMA 70	12000	0,35	150	200	300	220	380	220/380	2,00	1,16
HMA 85	12000	0,37	150	200	300	220	380	220/380	2,20	1,20
HMA 95	12000	0,55	150	200	300	220	380	220/380	2,60	1,50
HMA 115	12000	0,75	150	200	300	220	380	220/380	3,80	2,20
HMA 55	18000	0,25	200	300	360	220	380	220/380	1,60	0,92
HMA 60	18000	0,27	200	300	360	220	380	220/380	1,90	1,10
HMA 70	18000	0,45	200	300	360	220	380	220/380	2,40	1,40
HMA 85	18000	0,55	200	300	360	220	380	220/380	3,20	1,80
HMA 95	18000	0,75	200	300	360	220	380	220/380	3,70	2,20
HMA 115	18000	1,10	200	300	360	220	380	220/380	5,10	3,00

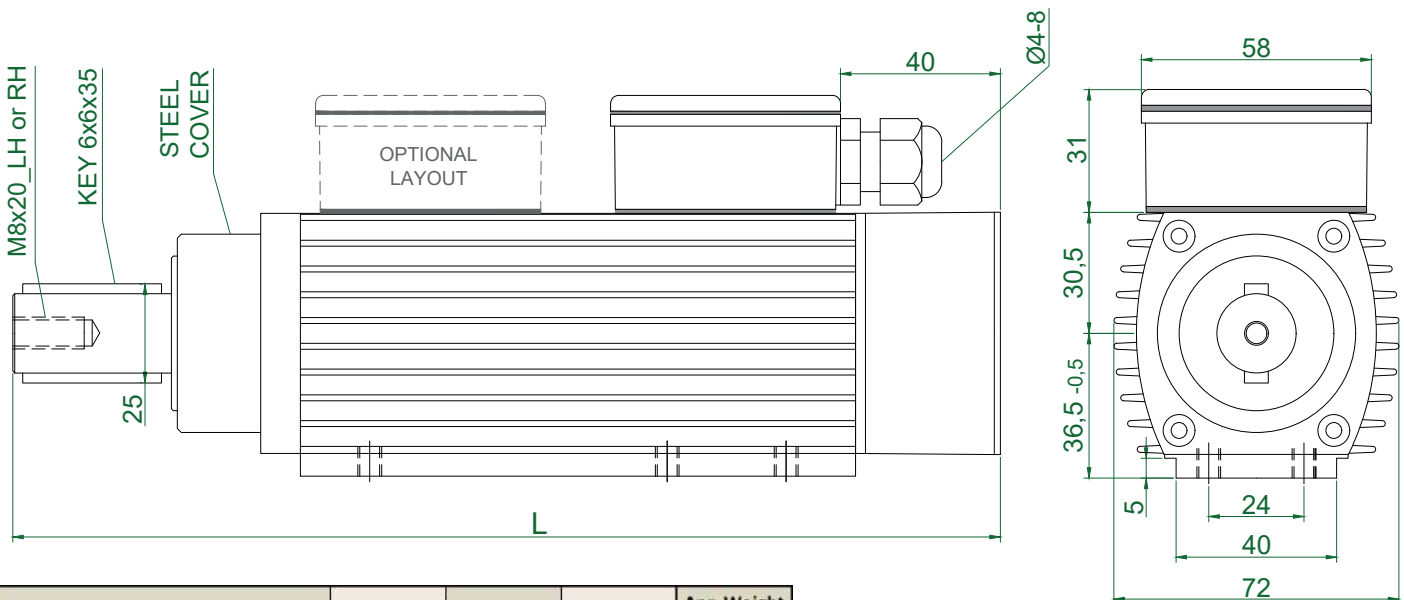

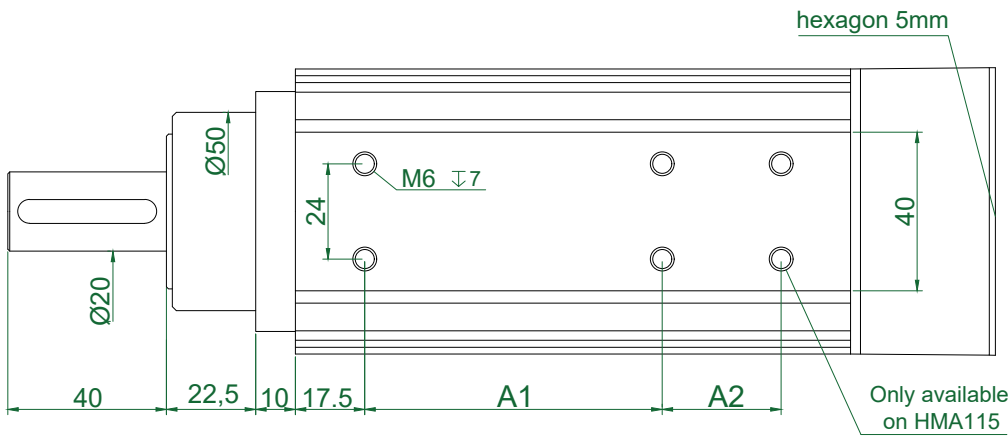


TYPE	A1	A2	L	Apr. Weight Kg
HMA 55_L20.18F-CK-1R	60	-	207	2,200
HMA 60_L20.18F-CK-1R	60	-	212	2,250
HMA 70_L20.18F-CK-1R	75	-	222	2,350
HMA 85_L20.18F-CK-1R	75	-	237	2,700
HMA 95_L20.18F-CK-1R	75	-	247	2,900
HMA 115_L20.18F-CK-1R	75	30	267	3,250

Plug Connection
(optional)

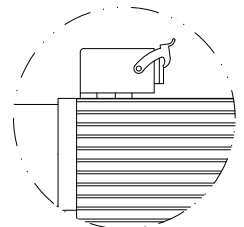


TYPE	Base Speed	Power kW	Frequency (Hz)			Voltage			Absorption	
	rpm		Min	Base	Max	Base	Optional	A (220v)	A (380v)	
HMA 85	6000	0,22	70	100	150	220	380	220/380	1,50	0,87
HMA 95	6000	0,27	70	100	150	220	380	220/380	1,90	1,10
HMA 115	6000	0,37	70	100	150	220	380	220/380	2,20	1,20
HMA 55	12000	0,20	150	200	300	220	380	220/380	1,44	0,84
HMA 60	12000	0,22	150	200	300	220	380	220/380	1,50	0,87
HMA 70	12000	0,35	150	200	300	220	380	220/380	2,00	1,16
HMA 85	12000	0,37	150	200	300	220	380	220/380	2,20	1,20
HMA 95	12000	0,55	150	200	300	220	380	220/380	2,60	1,50
HMA 115	12000	0,75	150	200	300	220	380	220/380	3,80	2,20
HMA 55	18000	0,25	200	300	360	220	380	220/380	1,60	0,92
HMA 60	18000	0,27	200	300	360	220	380	220/380	1,90	1,10
HMA 70	18000	0,45	200	300	360	220	380	220/380	2,40	1,40
HMA 85	18000	0,55	200	300	360	220	380	220/380	3,20	1,80
HMA 95	18000	0,75	200	300	360	220	380	220/380	3,70	2,20
HMA 115	18000	1,10	200	300	360	220	380	220/380	5,10	3,00

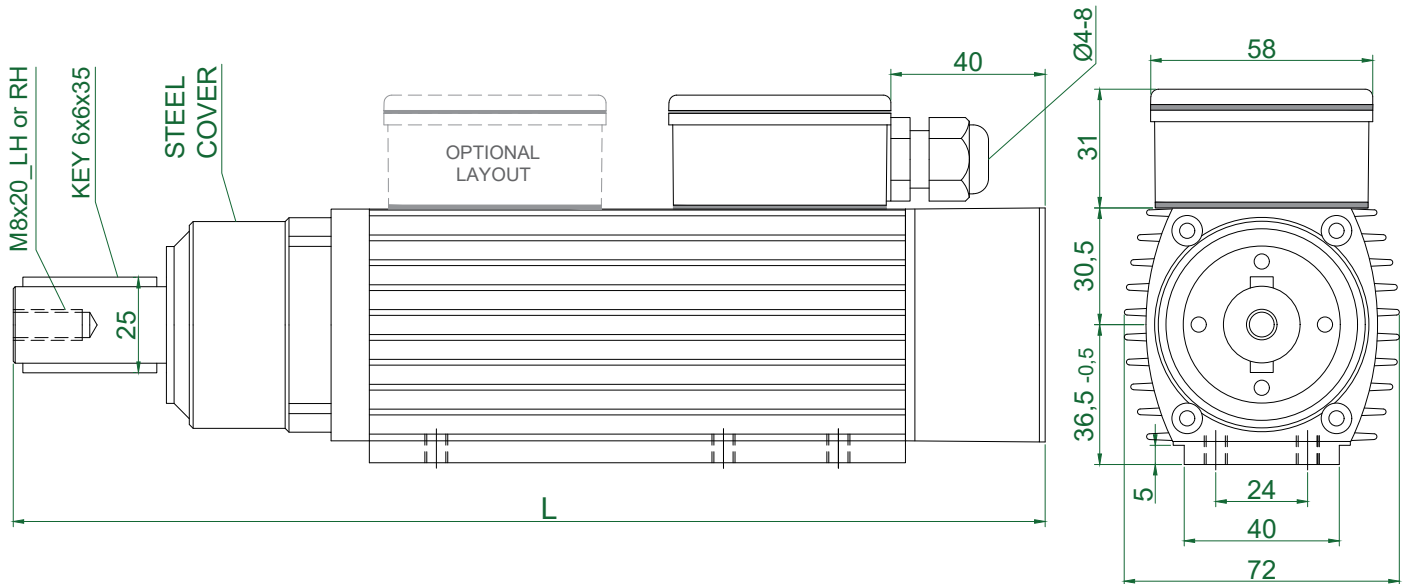
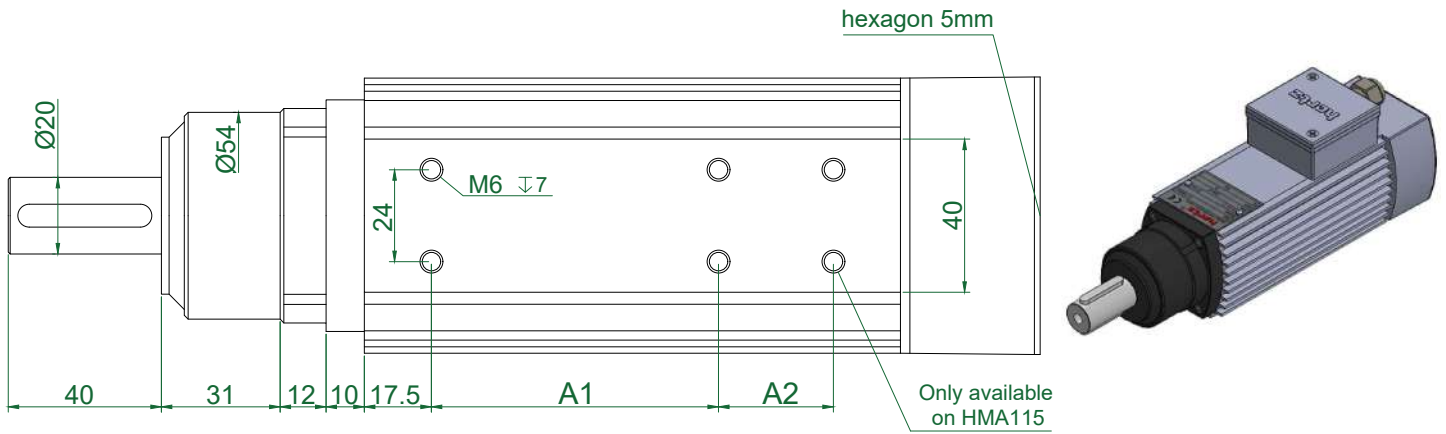


TYPE	A1	A2	L	Apr. Weight Kg
HMA 55_L40FK-CK-1R	60	-	209	2,200
HMA 60_L40FK-CK-1R	60	-	214	2,250
HMA 70_L40FK-CK-1R	75	-	224	2,400
HMA 85_L40FK-CK-1R	75	-	239	2,700
HMA 95_L40FK-CK-1R	75	-	249	2,900
HMA 115_L40FK-CK-1R	75	30	269	3,250

Plug Connection
(optional)

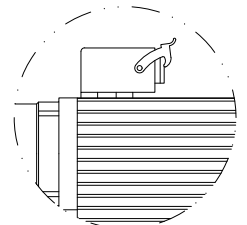


TYPE	Base Speed	Power	Frequency (Hz)			Voltage		Absorption		
	rpm		Min	Base	Max	Base	Optional	A (220v)	A (380v)	
HMA 85	6000	0,22	70	100	150	220	380	220/380	1,50	0,87
HMA 95	6000	0,27	70	100	150	220	380	220/380	1,90	1,10
HMA 115	6000	0,37	70	100	150	220	380	220/380	2,20	1,20
HMA 55	12000	0,20	150	200	300	220	380	220/380	1,44	0,84
HMA 60	12000	0,22	150	200	300	220	380	220/380	1,50	0,87
HMA 70	12000	0,35	150	200	300	220	380	220/380	2,00	1,16
HMA 85	12000	0,37	150	200	300	220	380	220/380	2,20	1,20
HMA 95	12000	0,55	150	200	300	220	380	220/380	2,60	1,50
HMA 115	12000	0,75	150	200	300	220	380	220/380	3,80	2,20
HMA 55	18000	0,25	200	300	360	220	380	220/380	1,60	0,92
HMA 60	18000	0,27	200	300	360	220	380	220/380	1,90	1,10
HMA 70	18000	0,45	200	300	360	220	380	220/380	2,40	1,40
HMA 85	18000	0,55	200	300	360	220	380	220/380	3,20	1,80
HMA 95	18000	0,75	200	300	360	220	380	220/380	3,70	2,20
HMA 115	18000	1,10	200	300	360	220	380	220/380	5,10	3,00

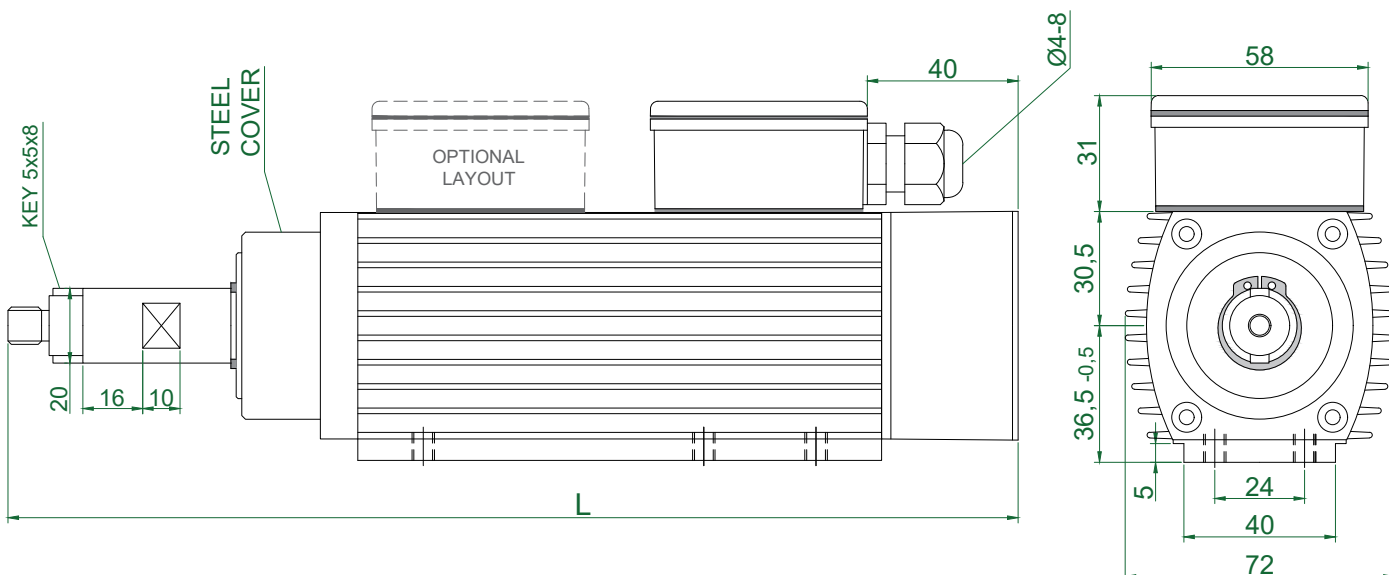

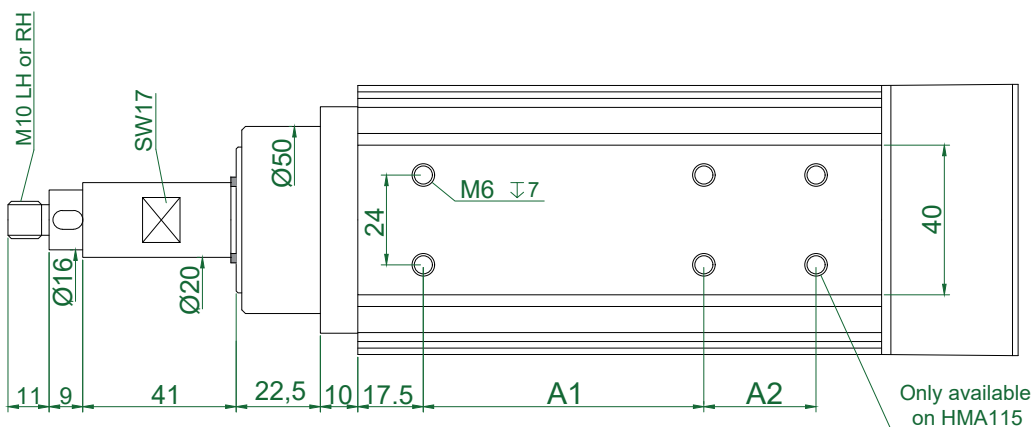


TYPE	A1	A2	L	Apr. Weight Kg
HMA 55_L40FK-CK-2R	60	-	230	2,550
HMA 60_L40FK-CK-2R	60	-	235	2,600
HMA 70_L40FK-CK-2R	75	-	245	2,700
HMA 85_L40FK-CK-2R	75	-	260	3,050
HMA 95_L40FK-CK-2R	75	-	270	3,250
HMA 115_L40FK-CK-2R	75	30	290	3,600

Plug Connection (optional)

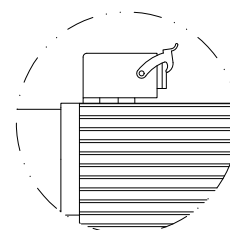


TYPE	Base Speed	Power	Frequency (Hz)			Voltage		Absorption		
	rpm		Min	Base	Max	Base	Optional	A (220v)	A (380v)	
HMA 85	6000	0,22	70	100	150	220	380	220/380	1,50	0,87
HMA 95	6000	0,27	70	100	150	220	380	220/380	1,90	1,10
HMA 115	6000	0,37	70	100	150	220	380	220/380	2,20	1,20
HMA 55	12000	0,20	150	200	300	220	380	220/380	1,44	0,84
HMA 60	12000	0,22	150	200	300	220	380	220/380	1,50	0,87
HMA 70	12000	0,35	150	200	300	220	380	220/380	2,00	1,16
HMA 85	12000	0,37	150	200	300	220	380	220/380	2,20	1,20
HMA 95	12000	0,55	150	200	300	220	380	220/380	2,60	1,50
HMA 115	12000	0,75	150	200	300	220	380	220/380	3,80	2,20
HMA 55	18000	0,25	200	300	360	220	380	220/380	1,60	0,92
HMA 60	18000	0,27	200	300	360	220	380	220/380	1,90	1,10
HMA 70	18000	0,45	200	300	360	220	380	220/380	2,40	1,40
HMA 85	18000	0,55	200	300	360	220	380	220/380	3,20	1,80
HMA 95	18000	0,75	200	300	360	220	380	220/380	3,70	2,20
HMA 115	18000	1,10	200	300	360	220	380	220/380	5,10	3,00

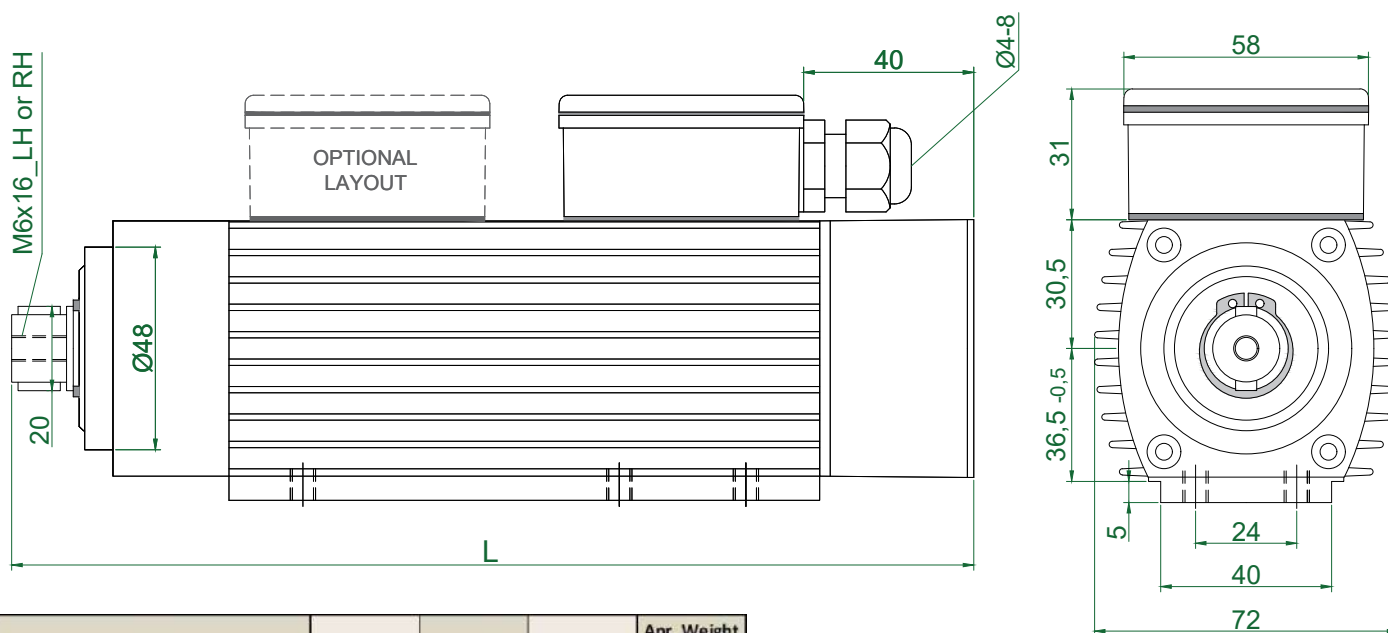

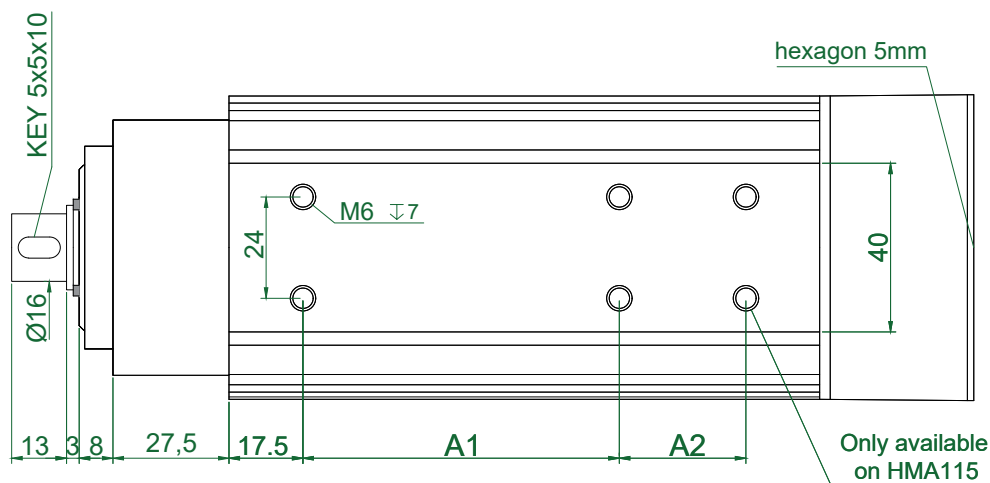


TYPE	A1	A2	L	Apr. Weight Kg
HMA 55_L41.9MK-CK-1R	60	-	230	2,250
HMA 60_L41.9MK-CK-1R	60	-	235	2,300
HMA 70_L41.9MK-CK-1R	75	-	245	2,400
HMA 85_L41.9MK-CK-1R	75	-	260	2,750
HMA 95_L41.9MK-CK-1R	75	-	270	2,900
HMA 115_L41.9MK-CK-1R	75	30	290	3,300

Plug Connection (optional)

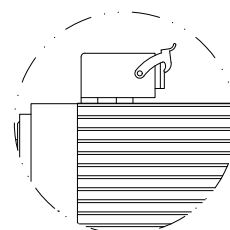


TYPE	Base Speed	Power kW	Frequency (Hz)			Voltage		Absorption		
	rpm		Min	Base	Max	Base	Optional	A (220v)	A (380v)	
HMA 85	6000	0,22	70	100	150	220	380	220/380	1,50	0,87
HMA 95	6000	0,27	70	100	150	220	380	220/380	1,90	1,10
HMA 115	6000	0,37	70	100	150	220	380	220/380	2,20	1,20
HMA 55	12000	0,20	150	200	300	220	380	220/380	1,44	0,84
HMA 60	12000	0,22	150	200	300	220	380	220/380	1,50	0,87
HMA 70	12000	0,35	150	200	300	220	380	220/380	2,00	1,16
HMA 85	12000	0,37	150	200	300	220	380	220/380	2,20	1,20
HMA 95	12000	0,55	150	200	300	220	380	220/380	2,60	1,50
HMA 115	12000	0,75	150	200	300	220	380	220/380	3,80	2,20
HMA 55	18000	0,25	200	300	360	220	380	220/380	1,60	0,92
HMA 60	18000	0,27	200	300	360	220	380	220/380	1,90	1,10
HMA 70	18000	0,45	200	300	360	220	380	220/380	2,40	1,40
HMA 85	18000	0,55	200	300	360	220	380	220/380	3,20	1,80
HMA 95	18000	0,75	200	300	360	220	380	220/380	3,70	2,20
HMA 115	18000	1,10	200	300	360	220	380	220/380	5,10	3,00

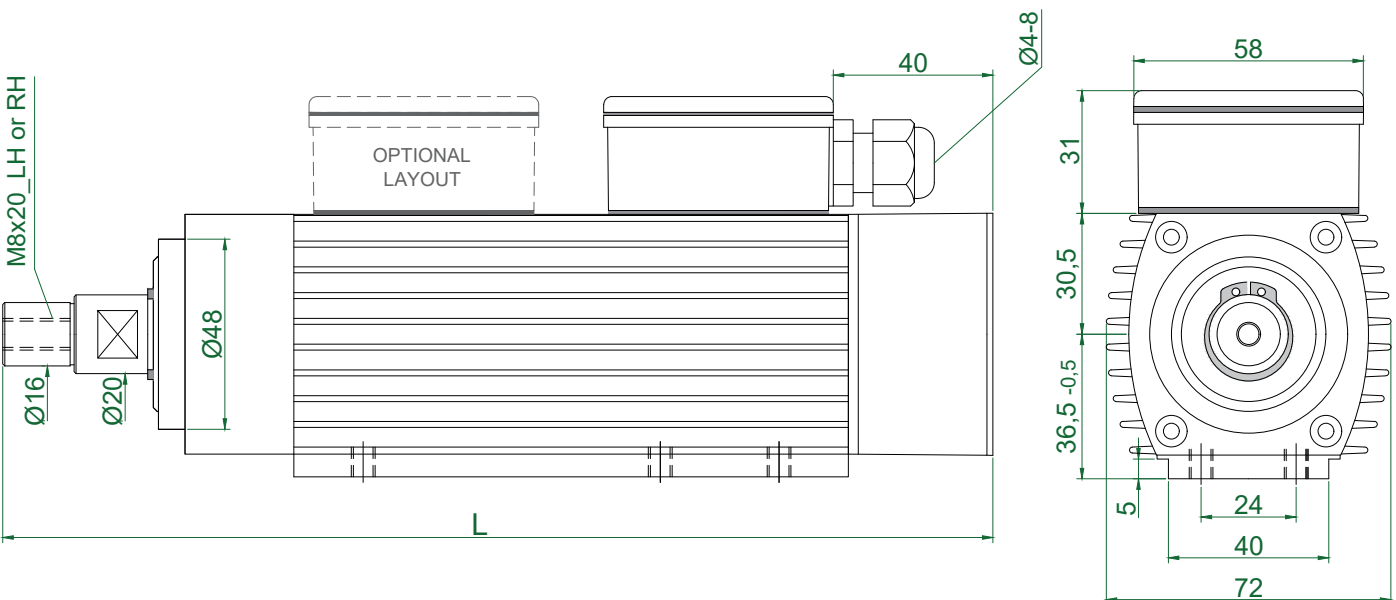

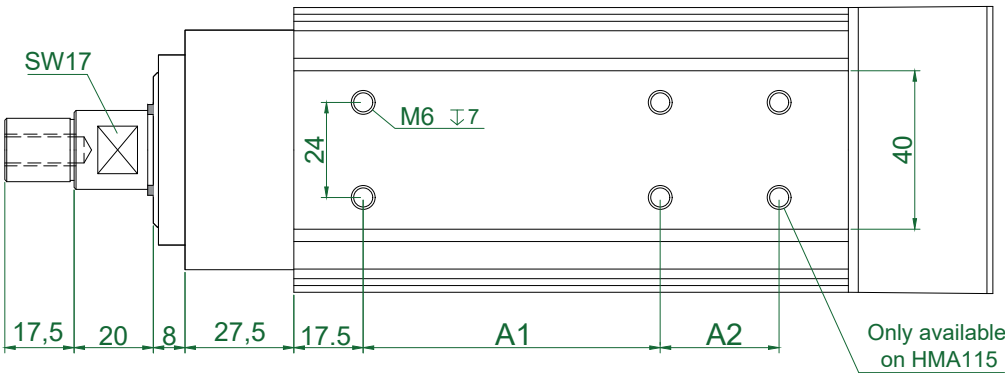


TYPE	A1	A2	L	Apr. Weight Kg
HMA 55_L3.13FK-AK-1R	60	-	188	2,200
HMA 60_L3.13FK-AK-1R	60	-	193	2,250
HMA 70_L3.13FK-AK-1R	75	-	203	2,350
HMA 85_L3.13FK-AK-1R	75	-	218	2,700
HMA 95_L3.13FK-AK-1R	75	-	228	2,900
HMA 115_L3.13FK-AK-1R	75	30	248	3,250

Plug Connection
(optional)

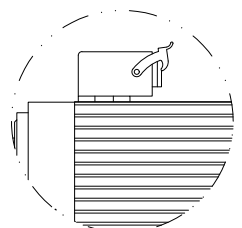


TYPE	Base Speed	Power kW	Frequency (Hz)			Voltage			Absorption	
	rpm		Min	Base	Max	Base	Optional	A (220v)	A (380v)	
HMA 85	6000	0,22	70	100	150	220	380	220/380	1,50	0,87
HMA 95	6000	0,27	70	100	150	220	380	220/380	1,90	1,10
HMA 115	6000	0,37	70	100	150	220	380	220/380	2,20	1,20
HMA 55	12000	0,20	150	200	300	220	380	220/380	1,44	0,84
HMA 60	12000	0,22	150	200	300	220	380	220/380	1,50	0,87
HMA 70	12000	0,35	150	200	300	220	380	220/380	2,00	1,16
HMA 85	12000	0,37	150	200	300	220	380	220/380	2,20	1,20
HMA 95	12000	0,55	150	200	300	220	380	220/380	2,60	1,50
HMA 115	12000	0,75	150	200	300	220	380	220/380	3,80	2,20
HMA 55	18000	0,25	200	300	360	220	380	220/380	1,60	0,92
HMA 60	18000	0,27	200	300	360	220	380	220/380	1,90	1,10
HMA 70	18000	0,45	200	300	360	220	380	220/380	2,40	1,40
HMA 85	18000	0,55	200	300	360	220	380	220/380	3,20	1,80
HMA 95	18000	0,75	200	300	360	220	380	220/380	3,70	2,20
HMA 115	18000	1,10	200	300	360	220	380	220/380	5,10	3,00

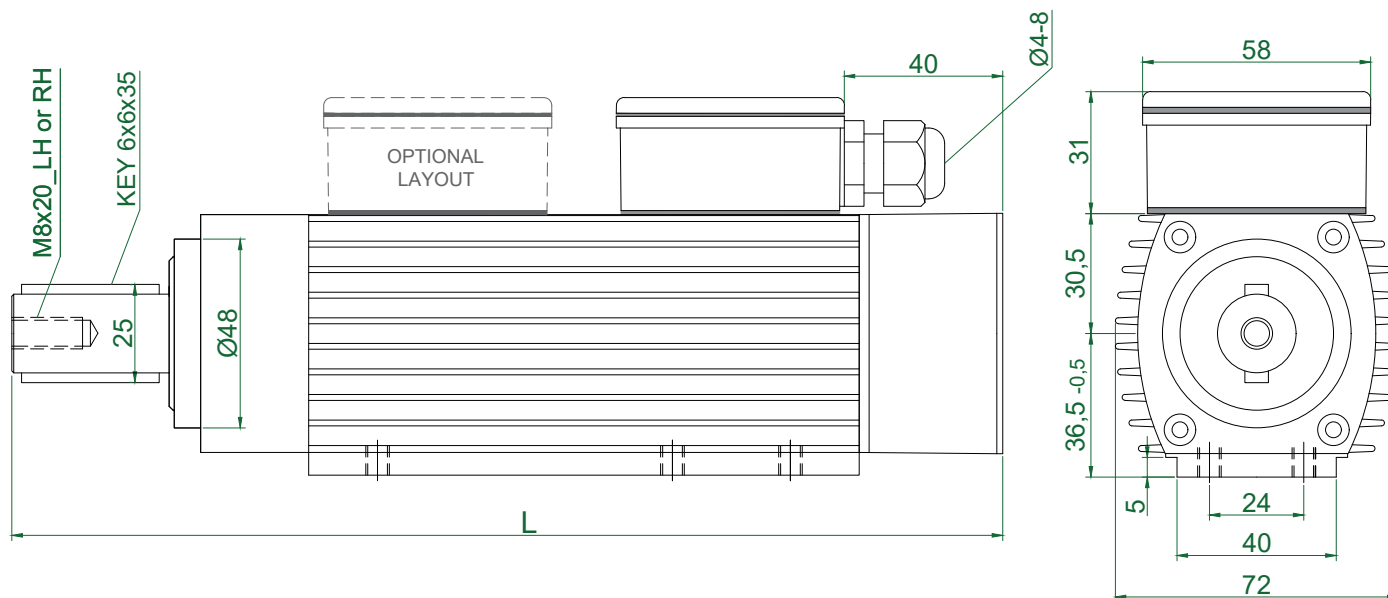

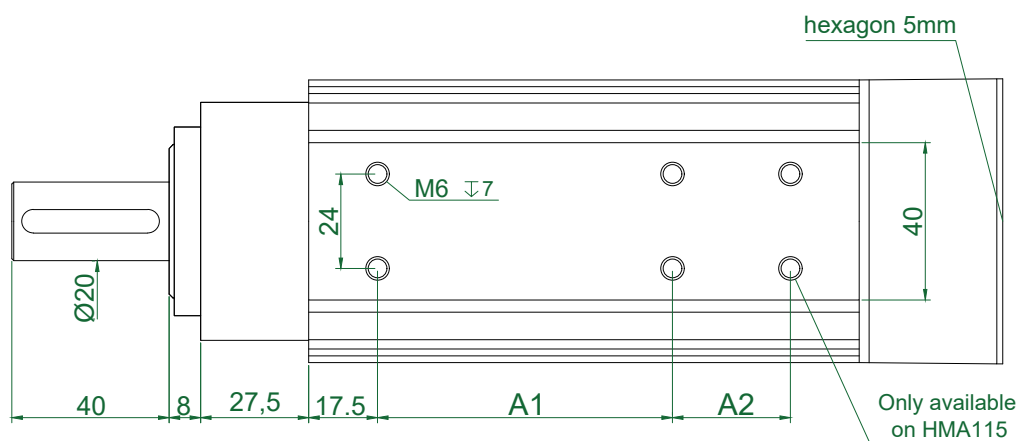


TYPE	A1	A2	L	Apr. Weight Kg
HMA 55_L20.18F-AK-1R	60	-	210	2,150
HMA 60_L20.18F-AK-1R	60	-	215	2,200
HMA 70_L20.18F-AK-1R	75	-	225	2,300
HMA 85_L20.18F-AK-1R	75	-	240	2,650
HMA 95_L20.18F-AK-1R	75	-	250	2,800
HMA 115_L20.18F-AK-1R	75	30	270	3,200

Plug Connection
(optional)

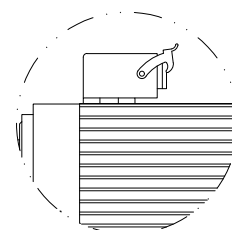


TYPE	Base Speed	Power kW	Frequency (Hz)			Voltage			Absorption	
	rpm		Min	Base	Max	Base	Optional	A (220v)	A (380v)	
HMA 85	6000	0,22	70	100	150	220	380	220/380	1,50	0,87
HMA 95	6000	0,27	70	100	150	220	380	220/380	1,90	1,10
HMA 115	6000	0,37	70	100	150	220	380	220/380	2,20	1,20
HMA 55	12000	0,20	150	200	300	220	380	220/380	1,44	0,84
HMA 60	12000	0,22	150	200	300	220	380	220/380	1,50	0,87
HMA 70	12000	0,35	150	200	300	220	380	220/380	2,00	1,16
HMA 85	12000	0,37	150	200	300	220	380	220/380	2,20	1,20
HMA 95	12000	0,55	150	200	300	220	380	220/380	2,60	1,50
HMA 115	12000	0,75	150	200	300	220	380	220/380	3,80	2,20
HMA 55	18000	0,25	200	300	360	220	380	220/380	1,60	0,92
HMA 60	18000	0,27	200	300	360	220	380	220/380	1,90	1,10
HMA 70	18000	0,45	200	300	360	220	380	220/380	2,40	1,40
HMA 85	18000	0,55	200	300	360	220	380	220/380	3,20	1,80
HMA 95	18000	0,75	200	300	360	220	380	220/380	3,70	2,20
HMA 115	18000	1,10	200	300	360	220	380	220/380	5,10	3,00

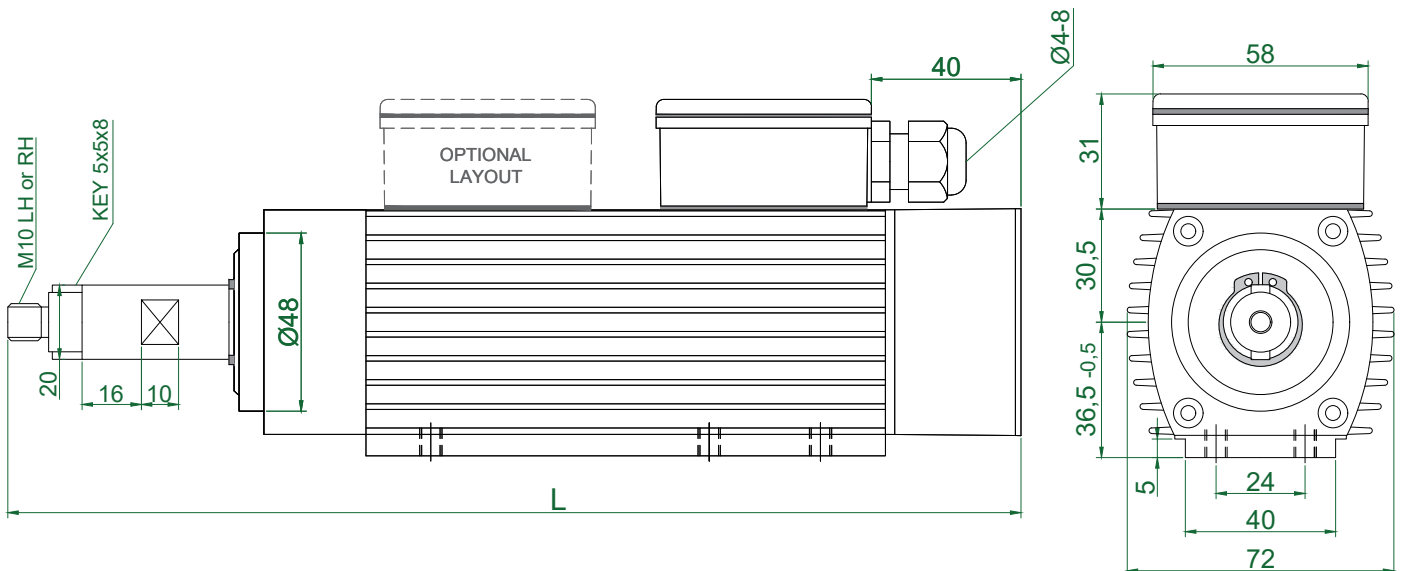

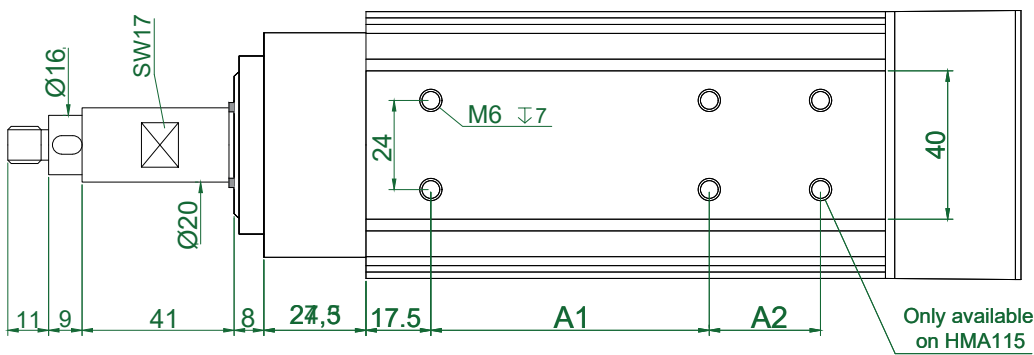


TYPE	A1	A2	L	Apr. Weight Kg
HMA 55_L40FK-AK-1R	60	-	212	2,150
HMA 60_L40FK-AK-1R	60	-	217	2,200
HMA 70_L40FK-AK-1R	75	-	227	2,300
HMA 85_L40FK-AK-1R	75	-	242	2,650
HMA 95_L40FK-AK-1R	75	-	252	2,850
HMA 115_L40FK-AK-1R	75	30	272	3,200

Plug Connection
(optional)

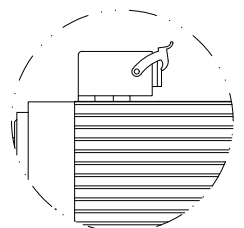


TYPE	Base Speed	Power kW	Frequency (Hz)			Voltage		Absorption		
	rpm		Min	Base	Max	Base	Optional	A (220v)	A (380v)	
HMA 85	6000	0,22	70	100	150	220	380	220/380	1,50	0,87
HMA 95	6000	0,27	70	100	150	220	380	220/380	1,90	1,10
HMA 115	6000	0,37	70	100	150	220	380	220/380	2,20	1,20
HMA 55	12000	0,20	150	200	300	220	380	220/380	1,44	0,84
HMA 60	12000	0,22	150	200	300	220	380	220/380	1,50	0,87
HMA 70	12000	0,35	150	200	300	220	380	220/380	2,00	1,16
HMA 85	12000	0,37	150	200	300	220	380	220/380	2,20	1,20
HMA 95	12000	0,55	150	200	300	220	380	220/380	2,60	1,50
HMA 115	12000	0,75	150	200	300	220	380	220/380	3,80	2,20
HMA 55	18000	0,25	200	300	360	220	380	220/380	1,60	0,92
HMA 60	18000	0,27	200	300	360	220	380	220/380	1,90	1,10
HMA 70	18000	0,45	200	300	360	220	380	220/380	2,40	1,40
HMA 85	18000	0,55	200	300	360	220	380	220/380	3,20	1,80
HMA 95	18000	0,75	200	300	360	220	380	220/380	3,70	2,20
HMA 115	18000	1,10	200	300	360	220	380	220/380	5,10	3,00

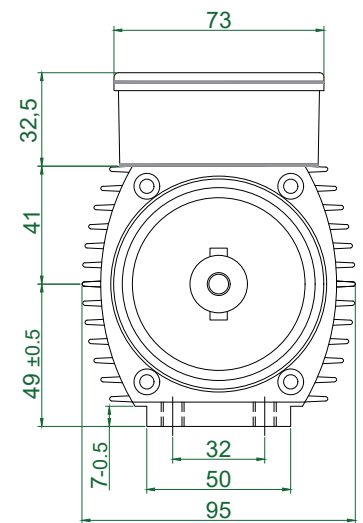
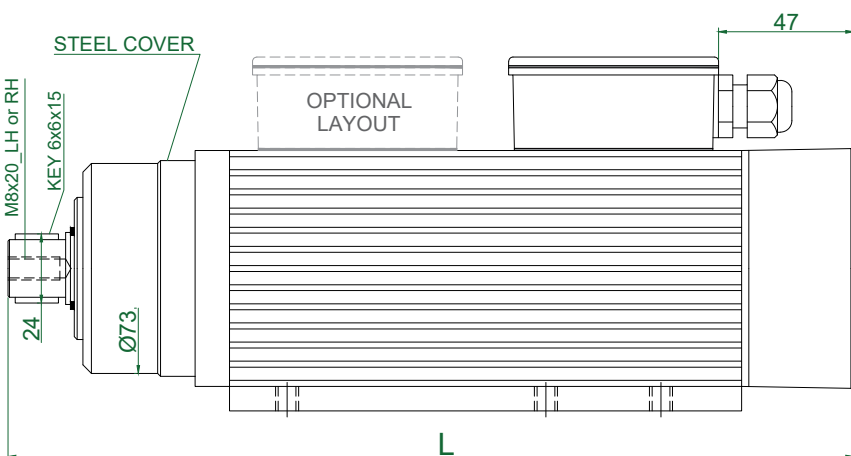

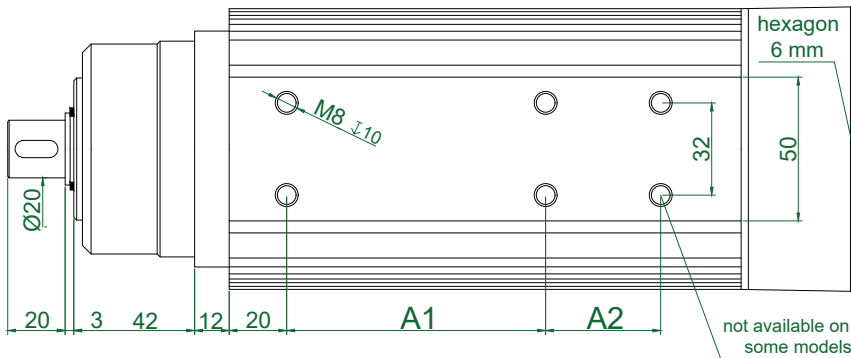


TYPE	A1	A2	L	Apr. Weight Kg
HMA 55_L41.9MK-AK-1R	60	-	233	2,200
HMA 60_L41.9MK-AK-1R	60	-	238	2,250
HMA 70_L41.9MK-AK-1R	75	-	248	2,350
HMA 85_L41.9MK-AK-1R	75	-	263	2,700
HMA 95_L41.9MK-AK-1R	75	-	273	2,900
HMA 115_L41.9MK-AK-1R	75	30	293	3,250

Plug Connection
(optional)

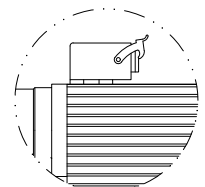


TYPE	Base Speed	Power kW	Frequency (Hz)			Voltage		Absorption		
	rpm		Min	Base	Max	Base	Optional	A (220v)	A (380v)	
HMB 170	3000	0,55	40	50	75	380	220	220/380	2,60	1,50
HMB 90	6000	0,45	70	100	180	220	380	220/380	2,40	1,40
HMB 100	6000	0,55	70	100	180	220	380	220/380	2,60	1,50
HMB 120	6000	0,75	70	100	180	220	380	220/380	4,00	2,30
HMB 140	6000	0,95	70	100	180	220	380	220/380	4,90	2,90
HMB 170	6000	1,10	70	100	180	380	220	220/380	5,70	3,30
HMB 40	12000	0,55	150	200	300	220	380	220/380	2,60	1,50
HMB 90	12000	0,75	150	200	300	220	380	220/380	4,00	2,30
HMB 100	12000	1,10	150	200	300	220	380	220/380	5,70	3,30
HMB 120	12000	1,50	150	200	300	220	380	220/380	6,40	3,60
HMB 140	12000	2,20	150	200	300	220	380	220/380	10,0	5,80
HMB 170	12000	2,60	150	200	300	380	220	220/380	10,4	6,00
HMB 90	18000	1,10	170	300	340	220	380	220/380	5,70	3,30
HMB 100	18000	1,50	170	300	340	220	380	220/380	6,40	3,60
HMB 120	18000	2,00	170	300	340	220	380	220/380	9,00	5,20
HMB 140	18000	2,20	170	300	340	220	380	220/380	10,0	5,80
HMB 170	18000	3,00	170	300	340	380	220	220/380	12,5	7,20

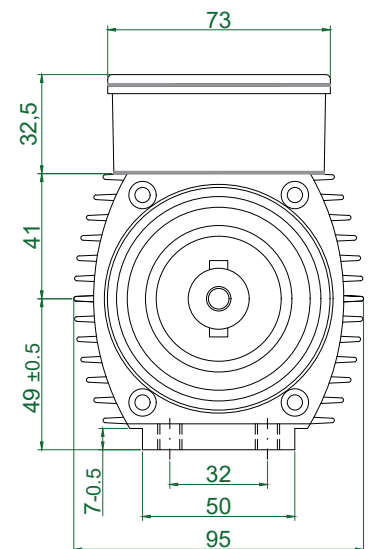
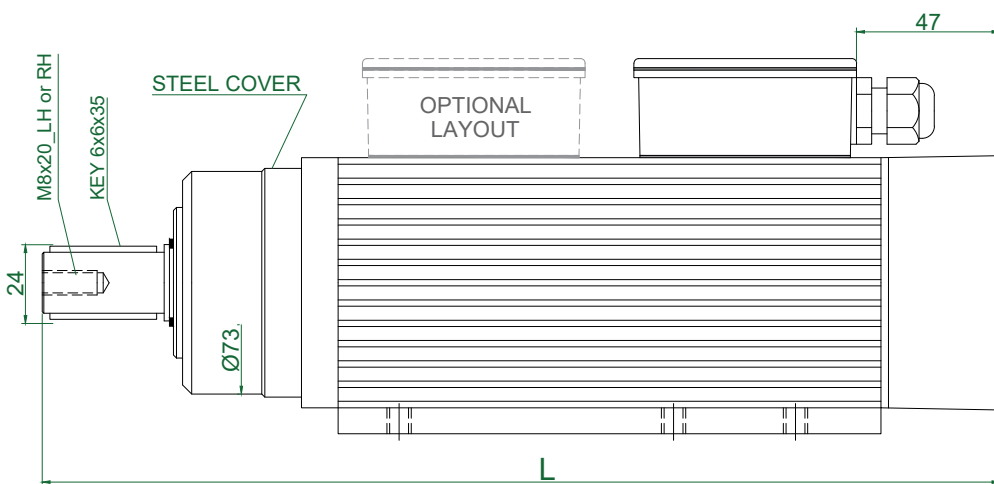

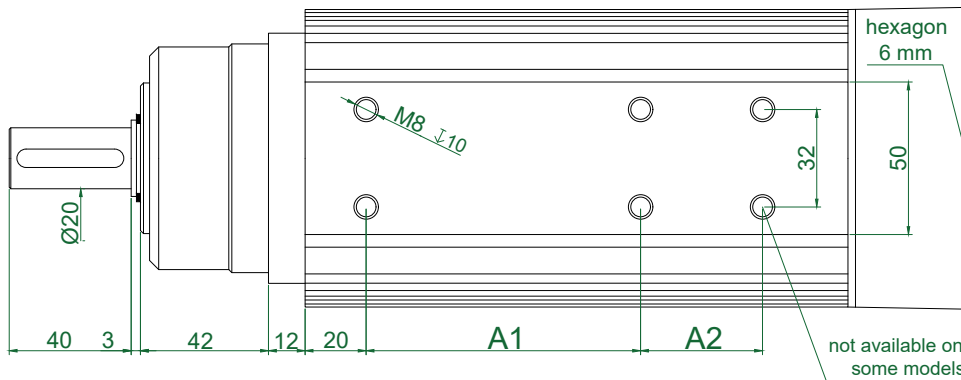


TYPE	A1	A2	L	Apr. Weight Kg
HMB90_L3.20FK-CK-2R	90	-	264	6,450
HMB100_L3.20FK-CK-2R	90	-	274	6,750
HMB120_L3.20FK-CK-2R	90	40	294	7,450
HMB140_L3.20FK-CK-2R	90	40	314	8,050
HMB170_L3.20FK-CK-2R	90	40	344	9,100

Plug Connection
(optional)

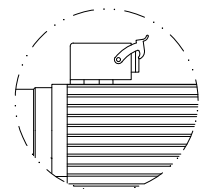


TYPE	Base Speed	Power kW	Frequency (Hz)			Voltage		Absorption		
	rpm		Min	Base	Max	Base	Optional	A (220v)	A (380v)	
HMB 170	3000	0,55	40	50	75	380	220	220/380	2,60	1,50
HMB 90	6000	0,45	70	100	180	220	380	220/380	2,40	1,40
HMB 100	6000	0,55	70	100	180	220	380	220/380	2,60	1,50
HMB 120	6000	0,75	70	100	180	220	380	220/380	4,00	2,30
HMB 140	6000	0,95	70	100	180	220	380	220/380	4,90	2,90
HMB 170	6000	1,10	70	100	180	380	220	220/380	5,70	3,30
HMB 40	12000	0,55	150	200	300	220	380	220/380	2,60	1,50
HMB 90	12000	0,75	150	200	300	220	380	220/380	4,00	2,30
HMB 100	12000	1,10	150	200	300	220	380	220/380	5,70	3,30
HMB 120	12000	1,50	150	200	300	220	380	220/380	6,40	3,60
HMB 140	12000	2,20	150	200	300	220	380	220/380	10,0	5,80
HMB 170	12000	2,60	150	200	300	380	220	220/380	10,4	6,00
HMB 90	18000	1,10	170	300	340	220	380	220/380	5,70	3,30
HMB 100	18000	1,50	170	300	340	220	380	220/380	6,40	3,60
HMB 120	18000	2,00	170	300	340	220	380	220/380	9,00	5,20
HMB 140	18000	2,20	170	300	340	220	380	220/380	10,0	5,80
HMB 170	18000	3,00	170	300	340	380	220	220/380	12,5	7,20

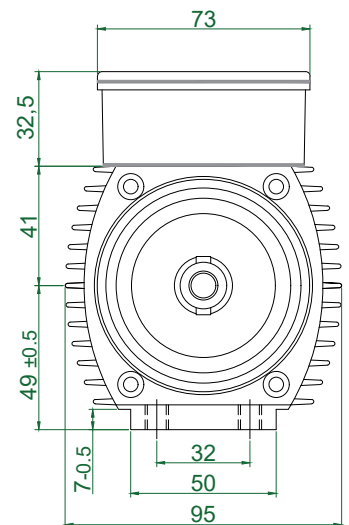
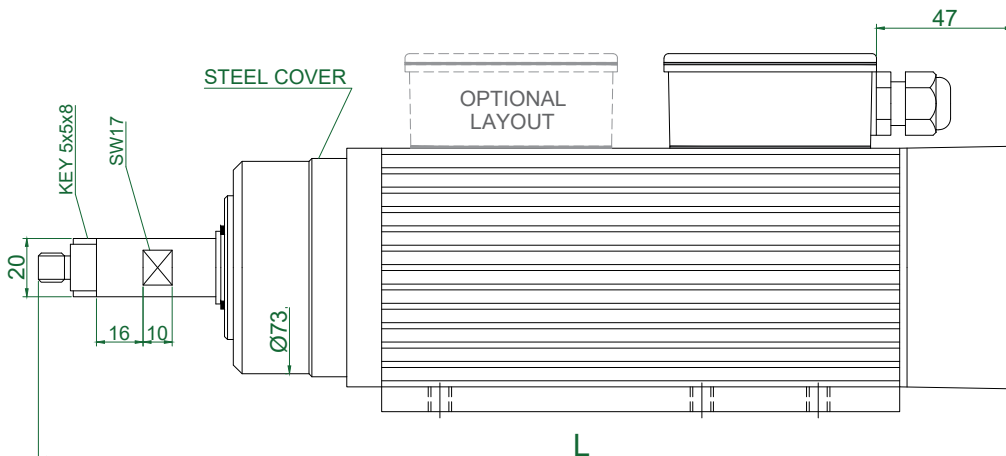

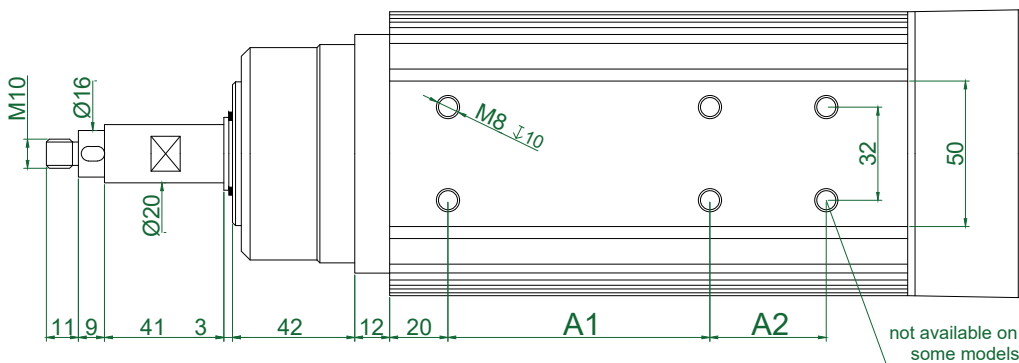


TYPE	A1	A2	L	Apr. Weight Kg
HMB90_L3.40FK-CK-2R	90	-	284	6,450
HMB100_L3.40FK-CK-2R	90	-	294	6,800
HMB120_L3.40FK-CK-2R	90	40	314	7,500
HMB140_L3.40FK-CK-2R	90	40	334	8,100
HMB170_L3.40FK-CK-2R	90	40	364	9,150

Plug Connection
(optional)

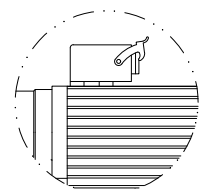


TYPE	Base Speed	Power kW	Frequency (Hz)			Voltage		Absorption		
	rpm		Min	Base	Max	Base	Optional	A (220v)	A (380v)	
HMB 170	3000	0,55	40	50	75	380	220	220/380	2,60	1,50
HMB 90	6000	0,45	70	100	180	220	380	220/380	2,40	1,40
HMB 100	6000	0,55	70	100	180	220	380	220/380	2,60	1,50
HMB 120	6000	0,75	70	100	180	220	380	220/380	4,00	2,30
HMB 140	6000	0,95	70	100	180	220	380	220/380	4,90	2,90
HMB 170	6000	1,10	70	100	180	380	220	220/380	5,70	3,30
HMB 40	12000	0,55	150	200	300	220	380	220/380	2,60	1,50
HMB 90	12000	0,75	150	200	300	220	380	220/380	4,00	2,30
HMB 100	12000	1,10	150	200	300	220	380	220/380	5,70	3,30
HMB 120	12000	1,50	150	200	300	220	380	220/380	6,40	3,60
HMB 140	12000	2,20	150	200	300	220	380	220/380	10,0	5,80
HMB 170	12000	2,60	150	200	300	380	220	220/380	10,4	6,00
HMB 90	18000	1,10	170	300	340	220	380	220/380	5,70	3,30
HMB 100	18000	1,50	170	300	340	220	380	220/380	6,40	3,60
HMB 120	18000	2,00	170	300	340	220	380	220/380	9,00	5,20
HMB 140	18000	2,20	170	300	340	220	380	220/380	10,0	5,80
HMB 170	18000	3,00	170	300	340	380	220	220/380	12,5	7,20

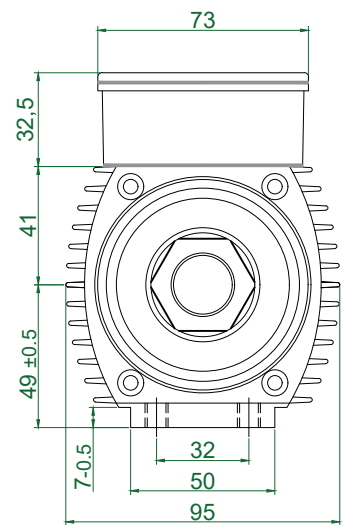
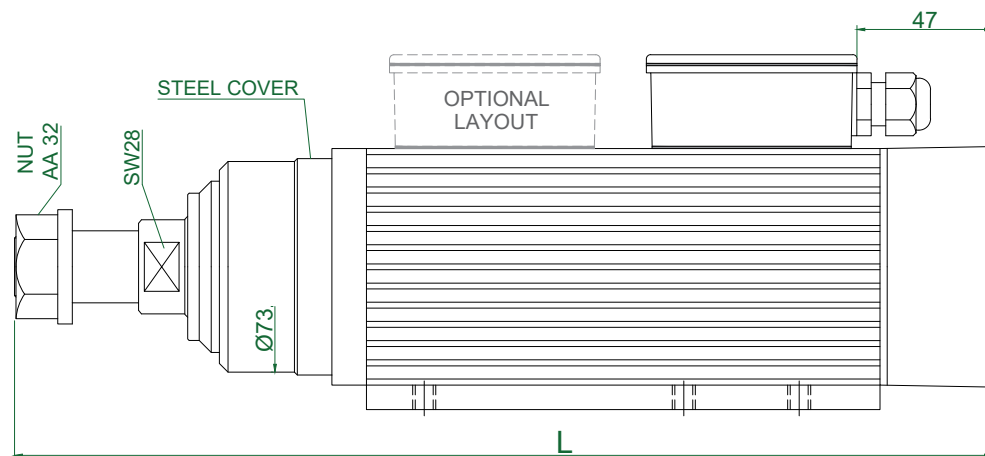
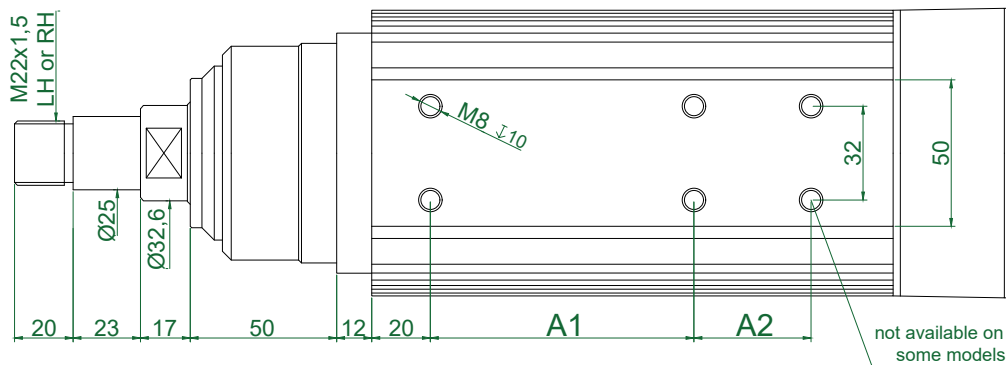


TYPE	A1	A2	L	Apr. Weight Kg
HMB90_L3.41.9MK-CK-2R	90	-	305	6,500
HMB100_L3.41.9MK-CK-2R	90	-	315	6,850
HMB120_L3.41.9MK-CK-2R	90	40	335	7,500
HMB140_L3.41.9MK-CK-2R	90	40	355	8,150
HMB170_L3.41.9MK-CK-2R	90	40	385	9,200

Plug Connection (optional)

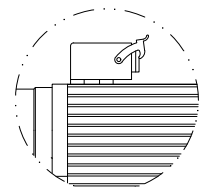


TYPE	Base Speed	Power	Frequency (Hz)			Voltage		Absorption		
	rpm		Min	Base	Max	Base	Optional	A (220v)	A (380v)	
HMB 170	3000	0,55	40	50	75	380	220	220/380	2,60	1,50
HMB 90	6000	0,45	70	100	180	220	380	220/380	2,40	1,40
HMB 100	6000	0,55	70	100	180	220	380	220/380	2,60	1,50
HMB 120	6000	0,75	70	100	180	220	380	220/380	4,00	2,30
HMB 140	6000	0,95	70	100	180	220	380	220/380	4,90	2,90
HMB 170	6000	1,10	70	100	180	380	220	220/380	5,70	3,30
HMB 40	12000	0,55	150	200	300	220	380	220/380	2,60	1,50
HMB 90	12000	0,75	150	200	300	220	380	220/380	4,00	2,30
HMB 100	12000	1,10	150	200	300	220	380	220/380	5,70	3,30
HMB 120	12000	1,50	150	200	300	220	380	220/380	6,40	3,60
HMB 140	12000	2,20	150	200	300	220	380	220/380	10,0	5,80
HMB 170	12000	2,60	150	200	300	380	220	220/380	10,4	6,00
HMB 90	18000	1,10	170	300	340	220	380	220/380	5,70	3,30
HMB 100	18000	1,50	170	300	340	220	380	220/380	6,40	3,60
HMB 120	18000	2,00	170	300	340	220	380	220/380	9,00	5,20
HMB 140	18000	2,20	170	300	340	220	380	220/380	10,0	5,80
HMB 170	18000	3,00	170	300	340	380	220	220/380	12,5	7,20

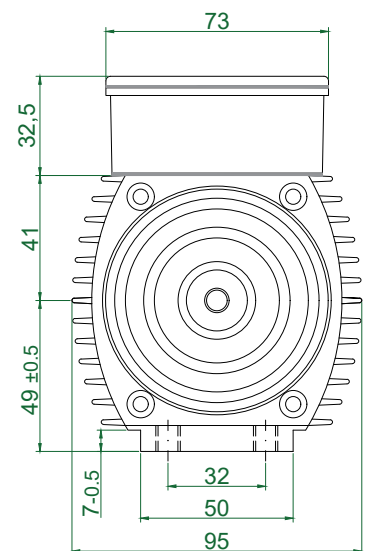
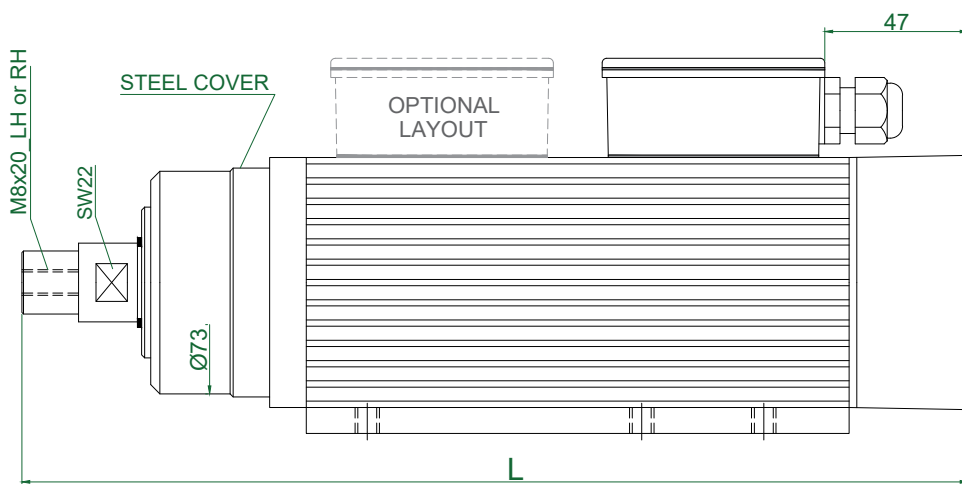
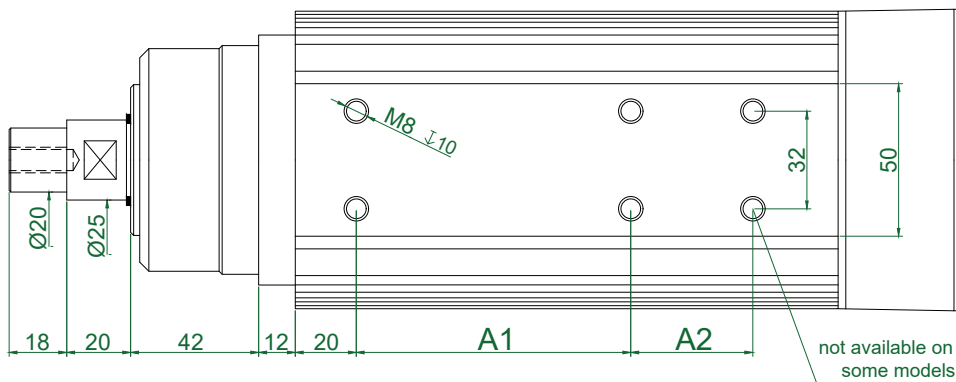


TYPE	A1	A2	L	Apr. Weight Kg
HMB90_L17.23M-CK-2R	90	-	309	6,650
HMB100_L17.23M-CK-2R	90	-	319	7,000
HMB120_L17.23M-CK-2R	90	40	339	7,650
HMB140_L17.23M-CK-2R	90	40	359	8,300
HMB170_L17.23M-CK-2R	90	40	389	9,300

Plug Connection (optional)

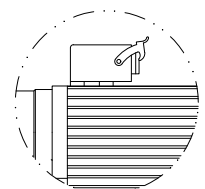


TYPE	Base Speed	Power kW	Frequency (Hz)			Voltage		Absorption		
	rpm		Min	Base	Max	Base	Optional	A (220v)	A (380v)	
HMB 170	3000	0,55	40	50	75	380	220	220/380	2,60	1,50
HMB 90	6000	0,45	70	100	180	220	380	220/380	2,40	1,40
HMB 100	6000	0,55	70	100	180	220	380	220/380	2,60	1,50
HMB 120	6000	0,75	70	100	180	220	380	220/380	4,00	2,30
HMB 140	6000	0,95	70	100	180	220	380	220/380	4,90	2,90
HMB 170	6000	1,10	70	100	180	380	220	220/380	5,70	3,30
HMB 40	12000	0,55	150	200	300	220	380	220/380	2,60	1,50
HMB 90	12000	0,75	150	200	300	220	380	220/380	4,00	2,30
HMB 100	12000	1,10	150	200	300	220	380	220/380	5,70	3,30
HMB 120	12000	1,50	150	200	300	220	380	220/380	6,40	3,60
HMB 140	12000	2,20	150	200	300	220	380	220/380	10,0	5,80
HMB 170	12000	2,60	150	200	300	380	220	220/380	10,4	6,00
HMB 90	18000	1,10	170	300	340	220	380	220/380	5,70	3,30
HMB 100	18000	1,50	170	300	340	220	380	220/380	6,40	3,60
HMB 120	18000	2,00	170	300	340	220	380	220/380	9,00	5,20
HMB 140	18000	2,20	170	300	340	220	380	220/380	10,0	5,80
HMB 170	18000	3,00	170	300	340	380	220	220/380	12,5	7,20

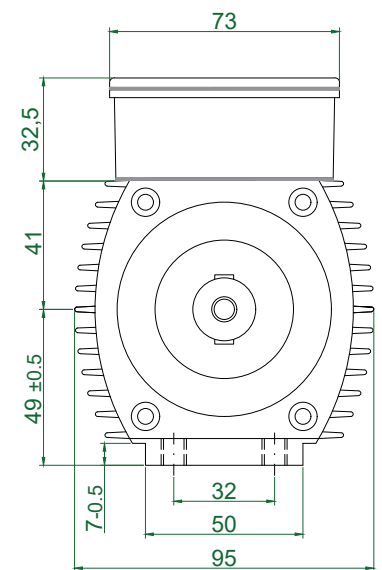
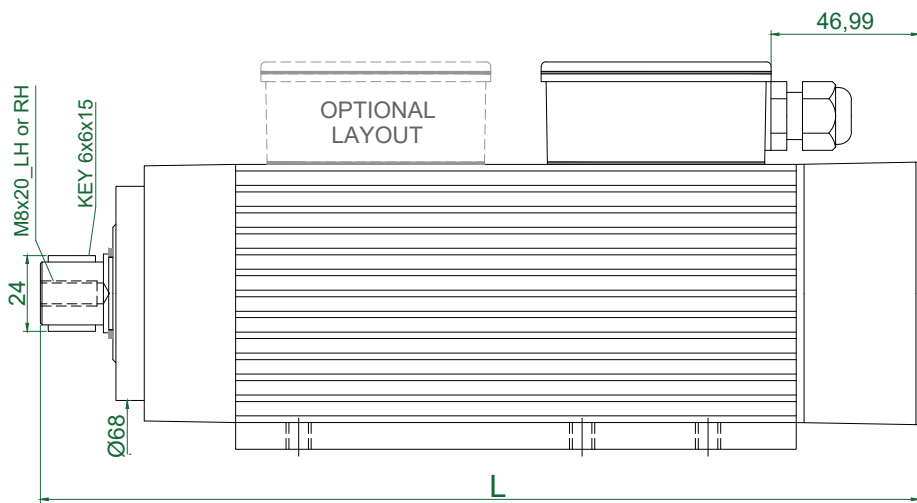
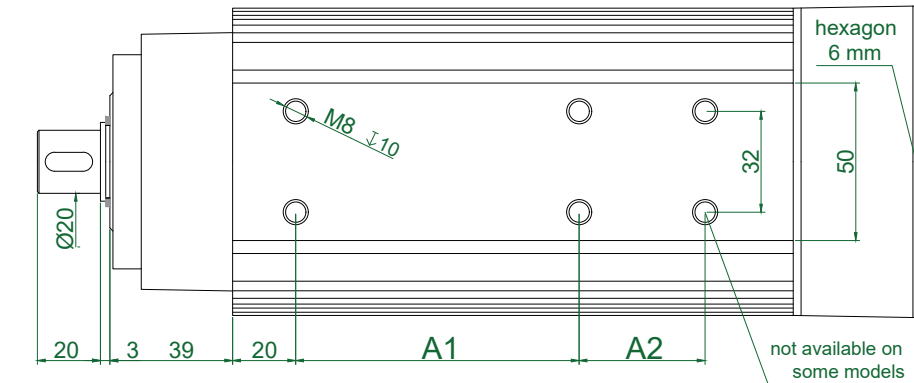


TYPE	A1	A2	L	Apr. Weight Kg
HMB90_L20.18F-CK-2R	90	-	279	6,450
HMB100_L20.18F-CK-2R	90	-	289	6,800
HMB120_L20.18F-CK-2R	90	40	309	7,500
HMB140_L20.18F-CK-2R	90	40	329	8,100
HMB170_L20.18F-CK-2R	90	40	359	9,150

Plug Connection
(optional)

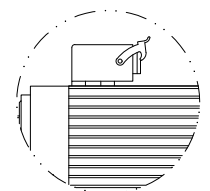


TYPE	Base Speed	Power kW	Frequency (Hz)			Voltage		Absorption		
	rpm		Min	Base	Max	Base	Optional	A (220v)	A (380v)	
HMB 170	3000	0,55	40	50	75	380	220	220/380	2,60	1,50
HMB 90	6000	0,45	70	100	180	220	380	220/380	2,40	1,40
HMB 100	6000	0,55	70	100	180	220	380	220/380	2,60	1,50
HMB 120	6000	0,75	70	100	180	220	380	220/380	4,00	2,30
HMB 140	6000	0,95	70	100	180	220	380	220/380	4,90	2,90
HMB 170	6000	1,10	70	100	180	380	220	220/380	5,70	3,30
HMB 40	12000	0,55	150	200	300	220	380	220/380	2,60	1,50
HMB 90	12000	0,75	150	200	300	220	380	220/380	4,00	2,30
HMB 100	12000	1,10	150	200	300	220	380	220/380	5,70	3,30
HMB 120	12000	1,50	150	200	300	220	380	220/380	6,40	3,60
HMB 140	12000	2,20	150	200	300	220	380	220/380	10,0	5,80
HMB 170	12000	2,60	150	200	300	380	220	220/380	10,4	6,00
HMB 90	18000	1,10	170	300	340	220	380	220/380	5,70	3,30
HMB 100	18000	1,50	170	300	340	220	380	220/380	6,40	3,60
HMB 120	18000	2,00	170	300	340	220	380	220/380	9,00	5,20
HMB 140	18000	2,20	170	300	340	220	380	220/380	10,0	5,80
HMB 170	18000	3,00	170	300	340	380	220	220/380	12,5	7,20

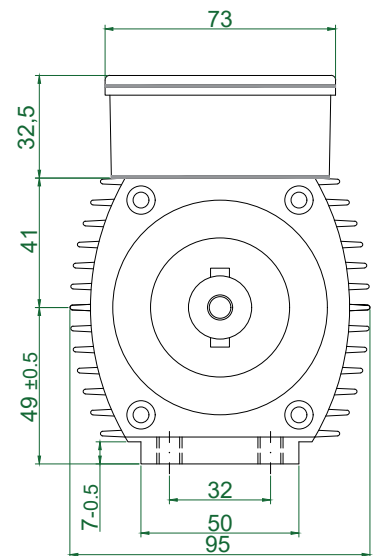
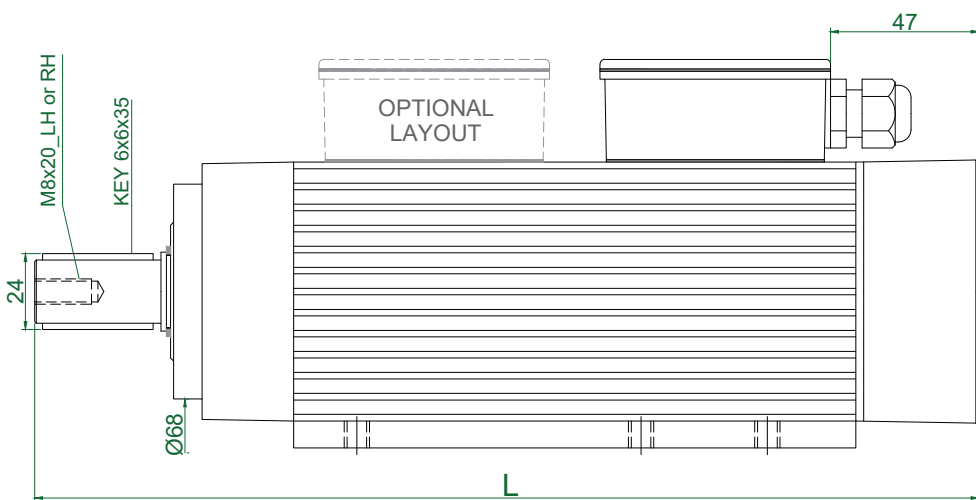

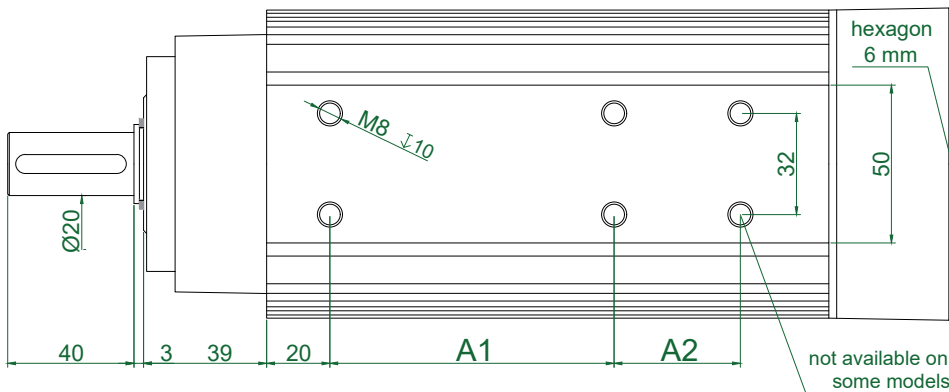


TYPE	A1	A2	L	Apr. Weight Kg
HMB90_L3.20FK-AK-2R (1R)	90	-	249	5,300
HMB90_L3.20FK-AK-2R (1R)	90	-	259	5,650
HMB90_L3.20FK-AK-2R (1R)	90	40	279	6,300
HMB90_L3.20FK-AK-2R (1R)	90	40	299	6,700
HMB90_L3.20FK-AK-2R (1R)	90	40	329	8,000

Plug Connection (optional)

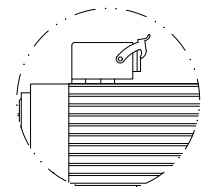


TYPE	Base Speed	Power kW	Frequency (Hz)			Voltage		Absorption		
	rpm		Min	Base	Max	Base	Optional	A (220v)	A (380v)	
HMB 170	3000	0,55	40	50	75	380	220	220/380	2,60	1,50
HMB 90	6000	0,45	70	100	180	220	380	220/380	2,40	1,40
HMB 100	6000	0,55	70	100	180	220	380	220/380	2,60	1,50
HMB 120	6000	0,75	70	100	180	220	380	220/380	4,00	2,30
HMB 140	6000	0,95	70	100	180	220	380	220/380	4,90	2,90
HMB 170	6000	1,10	70	100	180	380	220	220/380	5,70	3,30
HMB 40	12000	0,55	150	200	300	220	380	220/380	2,60	1,50
HMB 90	12000	0,75	150	200	300	220	380	220/380	4,00	2,30
HMB 100	12000	1,10	150	200	300	220	380	220/380	5,70	3,30
HMB 120	12000	1,50	150	200	300	220	380	220/380	6,40	3,60
HMB 140	12000	2,20	150	200	300	220	380	220/380	10,0	5,80
HMB 170	12000	2,60	150	200	300	380	220	220/380	10,4	6,00
HMB 90	18000	1,10	170	300	340	220	380	220/380	5,70	3,30
HMB 100	18000	1,50	170	300	340	220	380	220/380	6,40	3,60
HMB 120	18000	2,00	170	300	340	220	380	220/380	9,00	5,20
HMB 140	18000	2,20	170	300	340	220	380	220/380	10,0	5,80
HMB 170	18000	3,00	170	300	340	380	220	220/380	12,5	7,20

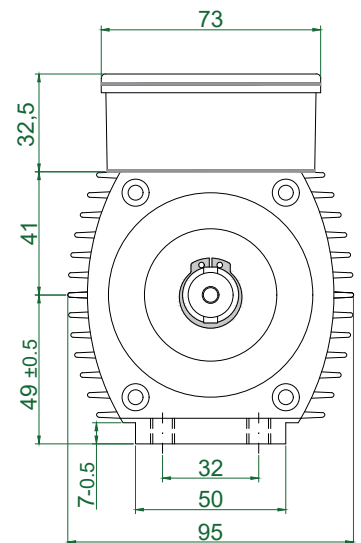
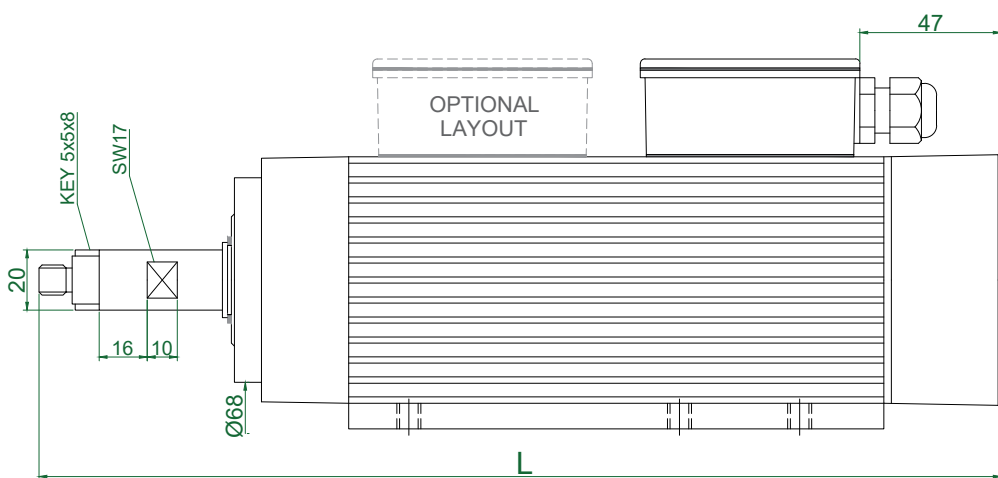

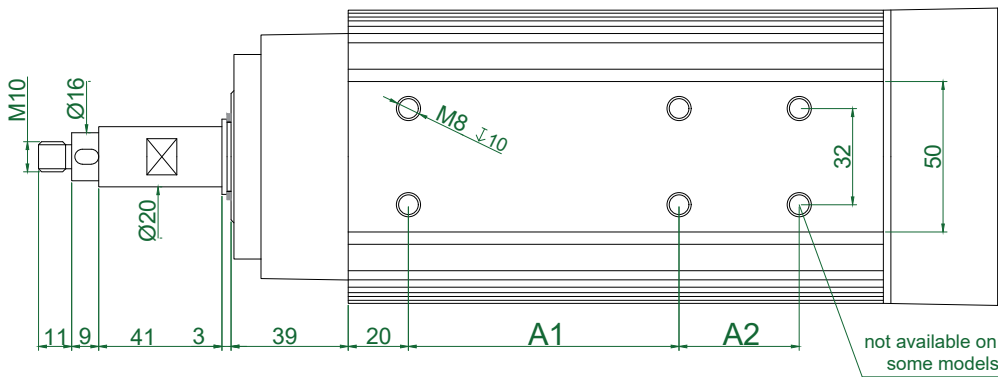


TYPE	A1	A2	L	Apr. Weight Kg
HMB90_L3.40FK-AK-2R (1R)	90	-	270	5,350
HMB100_L3.40FK-AK-2R (1R)	90	-	280	5,700
HMB120_L3.40FK-AK-2R (1R)	90	40	300	6,350
HMB140_L3.40FK-AK-2R (1R)	90	40	320	7,000
HMB170_L3.40FK-AK-2R (1R)	90	40	350	8,050

Plug Connection
(optional)

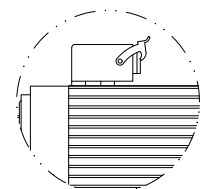


TYPE	Base Speed	Power kW	Frequency (Hz)			Voltage		Absorption		
	rpm		Min	Base	Max	Base	Optional	A (220v)	A (380v)	
HMB 170	3000	0,55	40	50	75	380	220	220/380	2,60	1,50
HMB 90	6000	0,45	70	100	180	220	380	220/380	2,40	1,40
HMB 100	6000	0,55	70	100	180	220	380	220/380	2,60	1,50
HMB 120	6000	0,75	70	100	180	220	380	220/380	4,00	2,30
HMB 140	6000	0,95	70	100	180	220	380	220/380	4,90	2,90
HMB 170	6000	1,10	70	100	180	380	220	220/380	5,70	3,30
HMB 40	12000	0,55	150	200	300	220	380	220/380	2,60	1,50
HMB 90	12000	0,75	150	200	300	220	380	220/380	4,00	2,30
HMB 100	12000	1,10	150	200	300	220	380	220/380	5,70	3,30
HMB 120	12000	1,50	150	200	300	220	380	220/380	6,40	3,60
HMB 140	12000	2,20	150	200	300	220	380	220/380	10,0	5,80
HMB 170	12000	2,60	150	200	300	380	220	220/380	10,4	6,00
HMB 90	18000	1,10	170	300	340	220	380	220/380	5,70	3,30
HMB 100	18000	1,50	170	300	340	220	380	220/380	6,40	3,60
HMB 120	18000	2,00	170	300	340	220	380	220/380	9,00	5,20
HMB 140	18000	2,20	170	300	340	220	380	220/380	10,0	5,80
HMB 170	18000	3,00	170	300	340	380	220	220/380	12,5	7,20

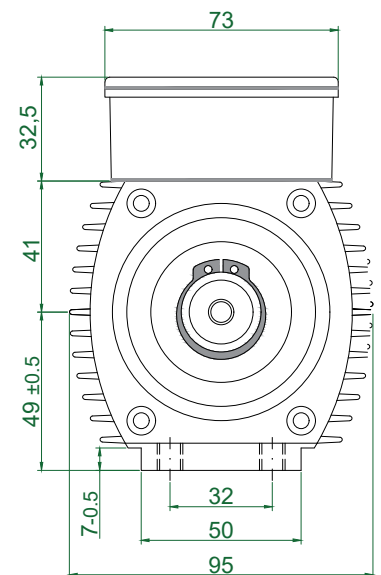
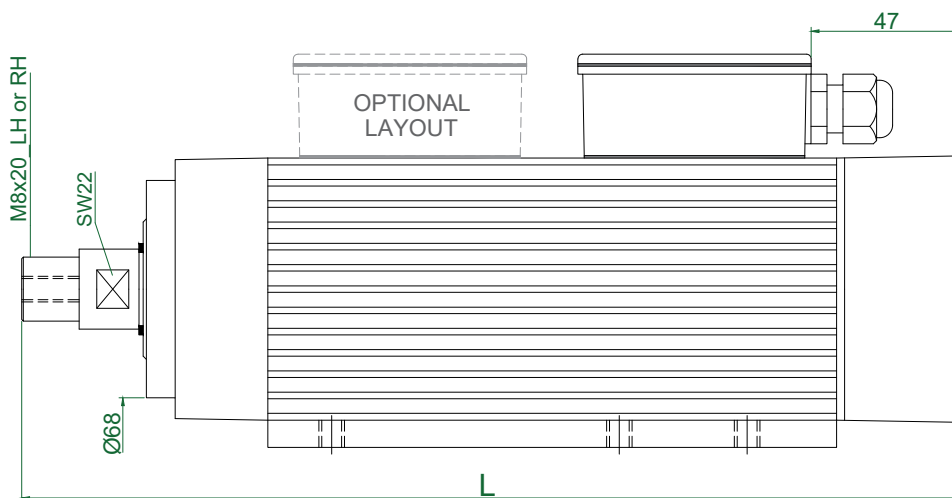

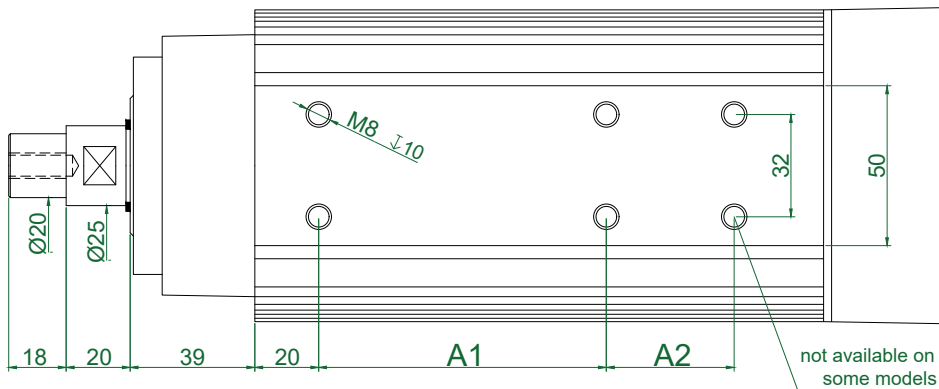


TYPE	A1	A2	L	Apr. Weight Kg
HMB90_L3.41.9MK-AK-2R (1R)	90	-	290	5,350
HMB100_L3.41.9MK-AK-2R (1R)	90	-	300	5,700
HMB120_L3.41.9MK-AK-2R (1R)	90	40	320	6,350
HMB140_L3.41.9MK-AK-2R (1R)	90	40	340	7,000
HMB170_L3.41.9MK-AK-2R (1R)	90	40	370	8,050

Plug Connection (optional)

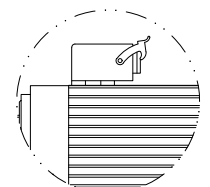


TYPE	Base Speed	Power kW	Frequency (Hz)			Voltage		Absorption		
	rpm		Min	Base	Max	Base	Optional	A (220v)	A (380v)	
HMB 170	3000	0,55	40	50	75	380	220	220/380	2,60	1,50
HMB 90	6000	0,45	70	100	180	220	380	220/380	2,40	1,40
HMB 100	6000	0,55	70	100	180	220	380	220/380	2,60	1,50
HMB 120	6000	0,75	70	100	180	220	380	220/380	4,00	2,30
HMB 140	6000	0,95	70	100	180	220	380	220/380	4,90	2,90
HMB 170	6000	1,10	70	100	180	380	220	220/380	5,70	3,30
HMB 40	12000	0,55	150	200	300	220	380	220/380	2,60	1,50
HMB 90	12000	0,75	150	200	300	220	380	220/380	4,00	2,30
HMB 100	12000	1,10	150	200	300	220	380	220/380	5,70	3,30
HMB 120	12000	1,50	150	200	300	220	380	220/380	6,40	3,60
HMB 140	12000	2,20	150	200	300	220	380	220/380	10,0	5,80
HMB 170	12000	2,60	150	200	300	380	220	220/380	10,4	6,00
HMB 90	18000	1,10	170	300	340	220	380	220/380	5,70	3,30
HMB 100	18000	1,50	170	300	340	220	380	220/380	6,40	3,60
HMB 120	18000	2,00	170	300	340	220	380	220/380	9,00	5,20
HMB 140	18000	2,20	170	300	340	220	380	220/380	10,0	5,80
HMB 170	18000	3,00	170	300	340	380	220	220/380	12,5	7,20

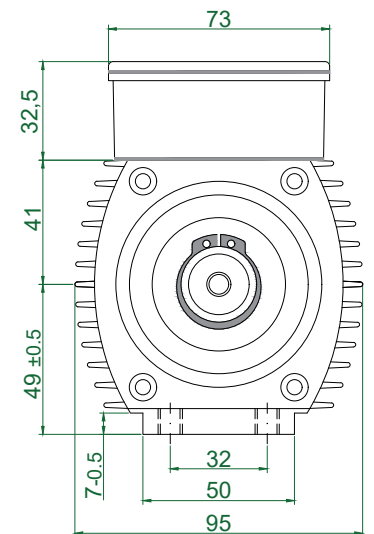
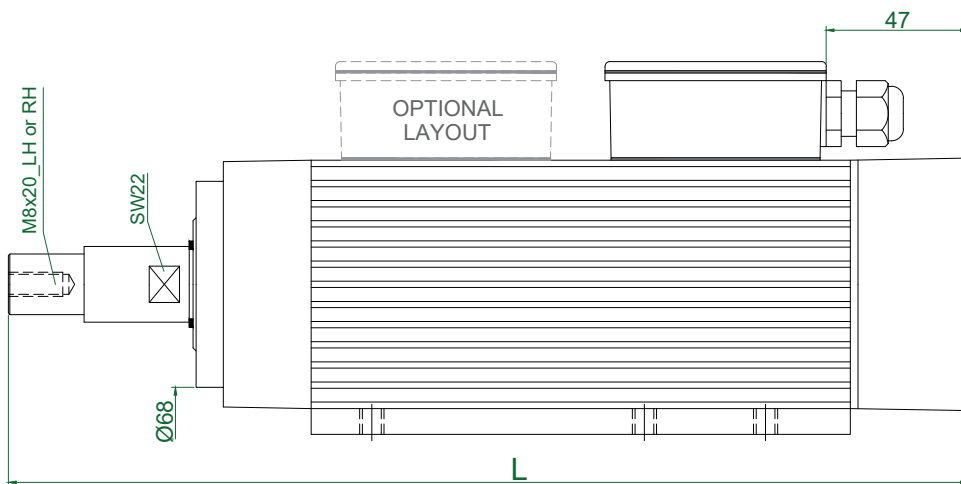

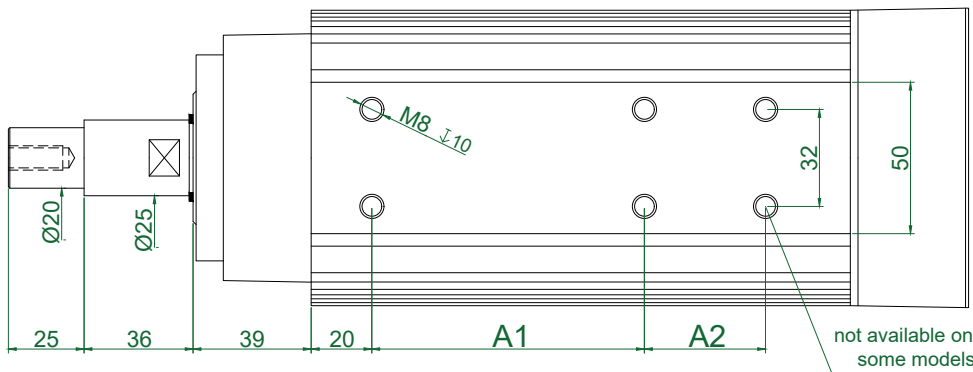


TYPE	A1	A2	L	Apr. Weight Kg
HMB90_L20.18F-AK-2R (1R)	90	-	264	5,300
HMB100_L20.18F-AK-2R (1R)	90	-	274	5,650
HMB120_L20.18F-AK-2R (1R)	90	40	294	6,400
HMB140_L20.18F-AK-2R (1R)	90	40	314	6,950
HMB170_L20.18F-AK-2R (1R)	90	40	344	8,000

Plug Connection (optional)

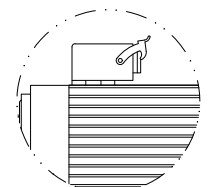


TYPE	Base Speed	Power kW	Frequency (Hz)			Voltage		Absorption		
	rpm		Min	Base	Max	Base	Optional	A (220v)	A (380v)	
HMB 170	3000	0,55	40	50	75	380	220	220/380	2,60	1,50
HMB 90	6000	0,45	70	100	180	220	380	220/380	2,40	1,40
HMB 100	6000	0,55	70	100	180	220	380	220/380	2,60	1,50
HMB 120	6000	0,75	70	100	180	220	380	220/380	4,00	2,30
HMB 140	6000	0,95	70	100	180	220	380	220/380	4,90	2,90
HMB 170	6000	1,10	70	100	180	380	220	220/380	5,70	3,30
HMB 40	12000	0,55	150	200	300	220	380	220/380	2,60	1,50
HMB 90	12000	0,75	150	200	300	220	380	220/380	4,00	2,30
HMB 100	12000	1,10	150	200	300	220	380	220/380	5,70	3,30
HMB 120	12000	1,50	150	200	300	220	380	220/380	6,40	3,60
HMB 140	12000	2,20	150	200	300	220	380	220/380	10,0	5,80
HMB 170	12000	2,60	150	200	300	380	220	220/380	10,4	6,00
HMB 90	18000	1,10	170	300	340	220	380	220/380	5,70	3,30
HMB 100	18000	1,50	170	300	340	220	380	220/380	6,40	3,60
HMB 120	18000	2,00	170	300	340	220	380	220/380	9,00	5,20
HMB 140	18000	2,20	170	300	340	220	380	220/380	10,0	5,80
HMB 170	18000	3,00	170	300	340	380	220	220/380	12,5	7,20

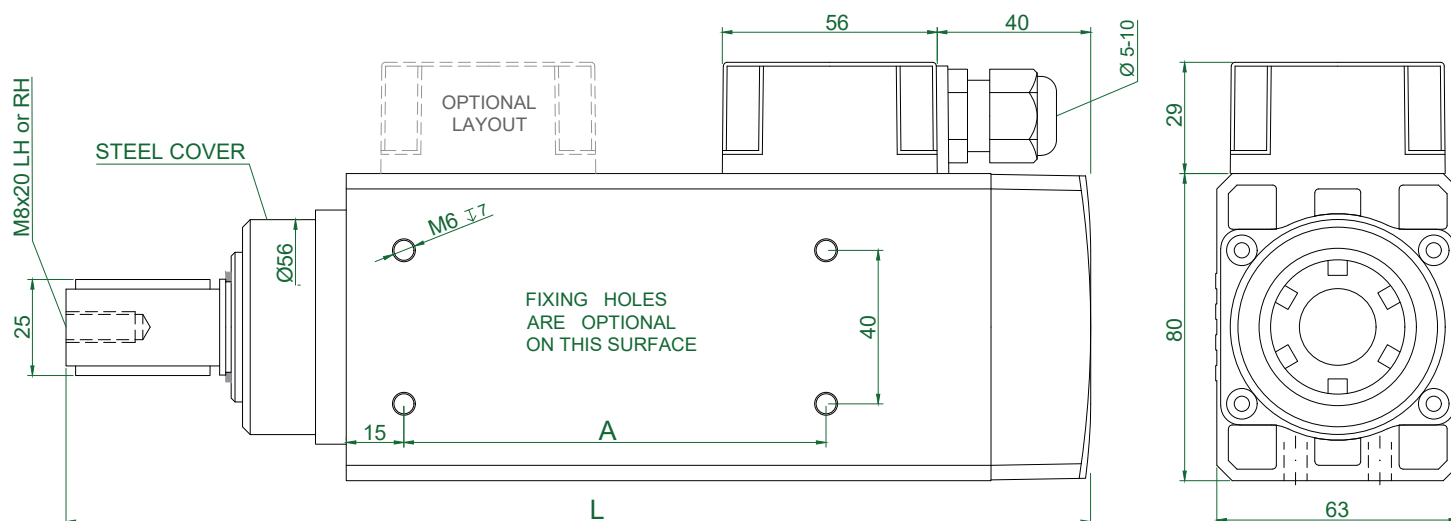

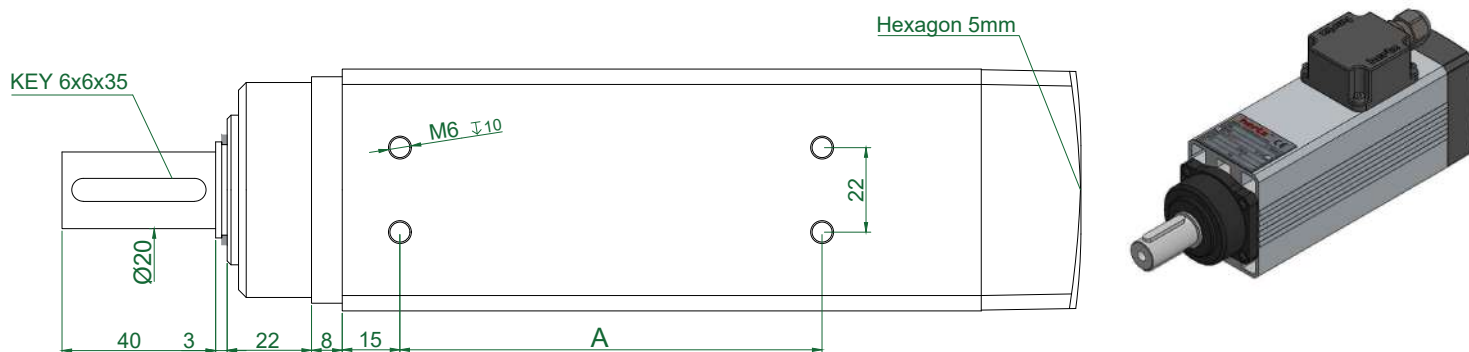


TYPE	A1	A2	L	Apr. Weight Kg
HMB90_L36.25F-AK-2R (1R)	90	-	287	5,400
HMB100_L36.25F-AK-2R (1R)	90	-	297	5,750
HMB120_L36.25F-AK-2R (1R)	90	40	317	6,400
HMB140_L36.25F-AK-2R (1R)	90	40	337	7,050
HMB170_L36.25F-AK-2R (1R)	90	40	367	8,100

Plug Connection
(optional)

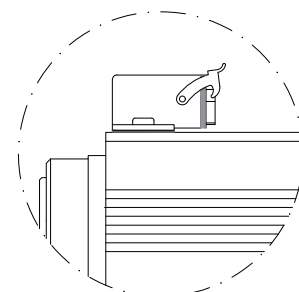


TYPE	Base Speed	Power kW	Frequency (Hz)			Voltage			Absorption	
	rpm		Min	Base	Max	Base	Optional	A (220v)	A (380v)	
HM55- 85	6000	0,22	70	100	150	220	380	220/380	1,50	0,87
HM55- 95	6000	0,27	70	100	150	220	380	220/380	1,90	1,10
HM55- 115	6000	0,37	70	100	150	220	380	220/380	2,20	1,20
HM55- 55	12000	0,20	150	200	300	220	380	220/380	1,44	0,84
HM55- 60	12000	0,22	150	200	300	220	380	220/380	1,50	0,87
HM55- 70	12000	0,35	150	200	300	220	380	220/380	2,00	1,16
HM55- 85	12000	0,37	150	200	300	220	380	220/380	2,20	1,20
HM55- 95	12000	0,55	150	200	300	220	380	220/380	2,60	1,50
HM55- 115	12000	0,75	150	200	300	220	380	220/380	3,80	2,20
HM55- 55	18000	0,25	200	300	360	220	380	220/380	1,60	0,92
HM55- 60	18000	0,27	200	300	360	220	380	220/380	1,90	1,10
HM55- 70	18000	0,45	200	300	360	220	380	220/380	2,40	1,40
HM55- 85	18000	0,55	200	300	360	220	380	220/380	3,20	1,80
HM55- 95	18000	0,75	200	300	360	220	380	220/380	3,70	2,20
HM55- 115	18000	1,10	200	300	360	220	380	220/380	5,10	3,00

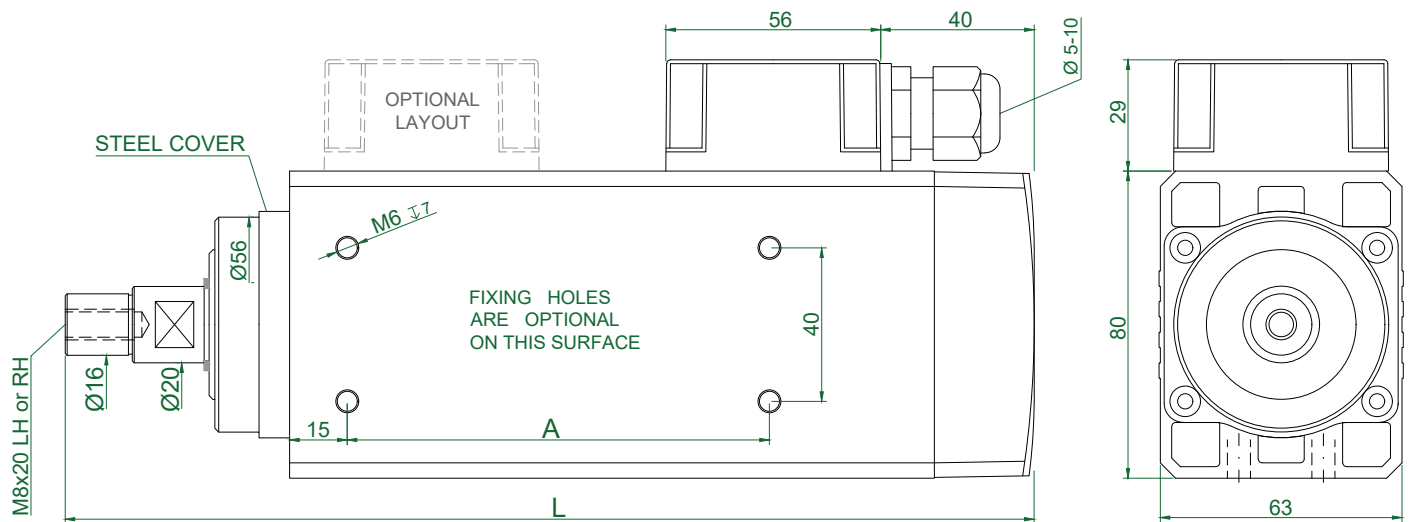

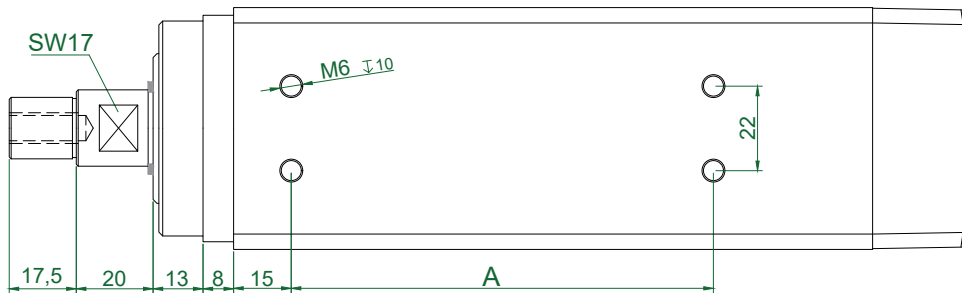


TYPE	A	L	Apr. Weight Kg
HM55.55_L3.40FK-CK-2R	85	227	3,000
HM55.60_L3.40FK-CK-2R	85	232	3,050
HM55.70_L3.40FK-CK-2R	85	242	3,200
HM55.85_L3.40FK-CK-2R	110	257	3,450
HM55.95_L3.40FK-CK-2R	110	267	3,600
HM55.115_L3.40FK-CK-2R	110	287	3,950

PLUG CONNECTION
(OPTIONAL)

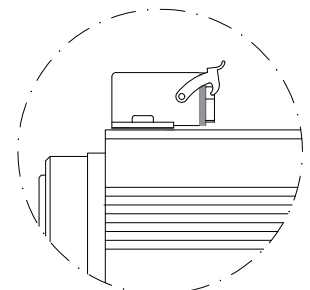


TYPE	Base Speed	Power kW	Frequency (Hz)			Voltage			Absorption	
	rpm		Min	Base	Max	Base	Optional	A (220v)	A (380v)	
HM55- 85	6000	0,22	70	100	150	220	380	220/380	1,50	0,87
HM55- 95	6000	0,27	70	100	150	220	380	220/380	1,90	1,10
HM55- 115	6000	0,37	70	100	150	220	380	220/380	2,20	1,20
HM55- 55	12000	0,20	150	200	300	220	380	220/380	1,44	0,84
HM55- 60	12000	0,22	150	200	300	220	380	220/380	1,50	0,87
HM55- 70	12000	0,35	150	200	300	220	380	220/380	2,00	1,16
HM55- 85	12000	0,37	150	200	300	220	380	220/380	2,20	1,20
HM55- 95	12000	0,55	150	200	300	220	380	220/380	2,60	1,50
HM55- 115	12000	0,75	150	200	300	220	380	220/380	3,80	2,20
HM55- 55	18000	0,25	200	300	360	220	380	220/380	1,60	0,92
HM55- 60	18000	0,27	200	300	360	220	380	220/380	1,90	1,10
HM55- 70	18000	0,45	200	300	360	220	380	220/380	2,40	1,40
HM55- 85	18000	0,55	200	300	360	220	380	220/380	3,20	1,80
HM55- 95	18000	0,75	200	300	360	220	380	220/380	3,70	2,20
HM55- 115	18000	1,10	200	300	360	220	380	220/380	5,10	3,00

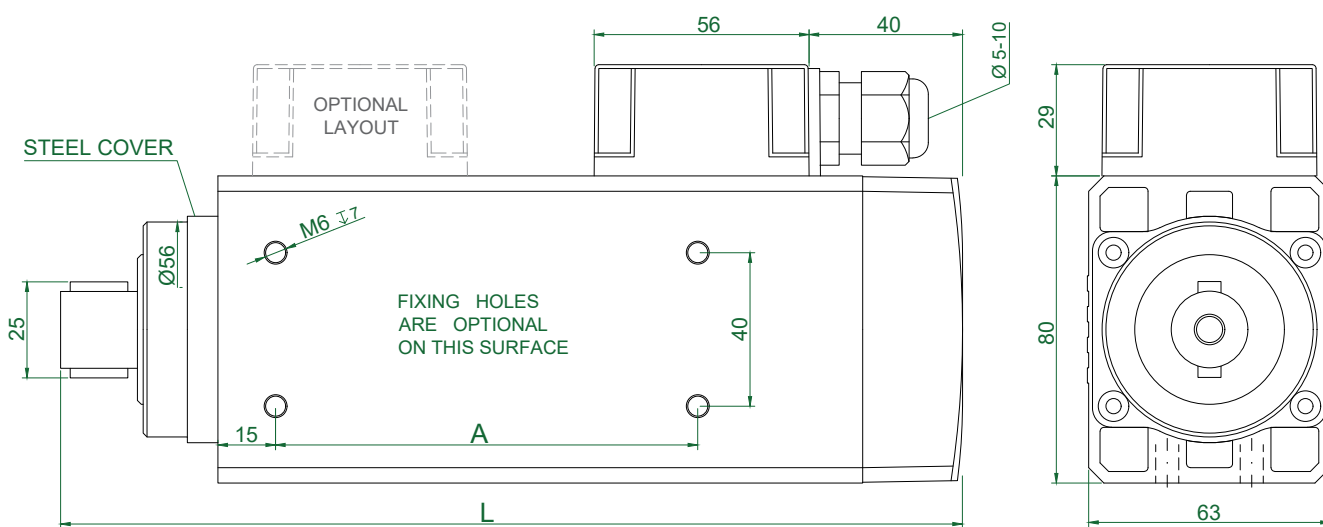
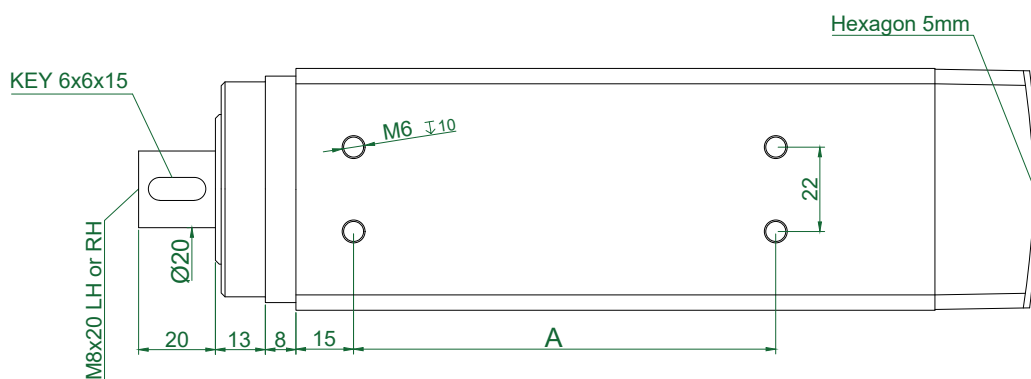


TYPE	A	L	Apr. Weight Kg
HM55.55_L20.18F-CK-1R	85	213	2,500
HM55.60_L20.18F-CK-1R	85	218	2,550
HM55.70_L20.18F-CK-1R	85	228	2,700
HM55.85_L20.18F-CK-1R	110	243	2,950
HM55.95_L20.18F-CK-1R	110	253	3,100
HM55.115_L20.18F-CK-1R	110	273	3,450

PLUG CONNECTION
(OPTIONAL)

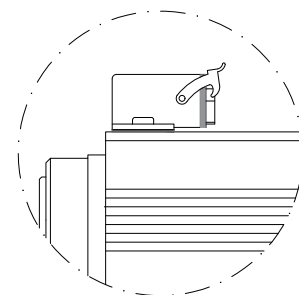


TYPE	Base Speed	Power kW	Frequency (Hz)			Voltage			Absorption	
	rpm		Min	Base	Max	Base	Optional	A (220v)	A (380v)	
HM55- 85	6000	0,22	70	100	150	220	380	220/380	1,50	0,87
HM55- 95	6000	0,27	70	100	150	220	380	220/380	1,90	1,10
HM55- 115	6000	0,37	70	100	150	220	380	220/380	2,20	1,20
HM55- 55	12000	0,20	150	200	300	220	380	220/380	1,44	0,84
HM55- 60	12000	0,22	150	200	300	220	380	220/380	1,50	0,87
HM55- 70	12000	0,35	150	200	300	220	380	220/380	2,00	1,16
HM55- 85	12000	0,37	150	200	300	220	380	220/380	2,20	1,20
HM55- 95	12000	0,55	150	200	300	220	380	220/380	2,60	1,50
HM55- 115	12000	0,75	150	200	300	220	380	220/380	3,80	2,20
HM55- 55	18000	0,25	200	300	360	220	380	220/380	1,60	0,92
HM55- 60	18000	0,27	200	300	360	220	380	220/380	1,90	1,10
HM55- 70	18000	0,45	200	300	360	220	380	220/380	2,40	1,40
HM55- 85	18000	0,55	200	300	360	220	380	220/380	3,20	1,80
HM55- 95	18000	0,75	200	300	360	220	380	220/380	3,70	2,20
HM55- 115	18000	1,10	200	300	360	220	380	220/380	5,10	3,00

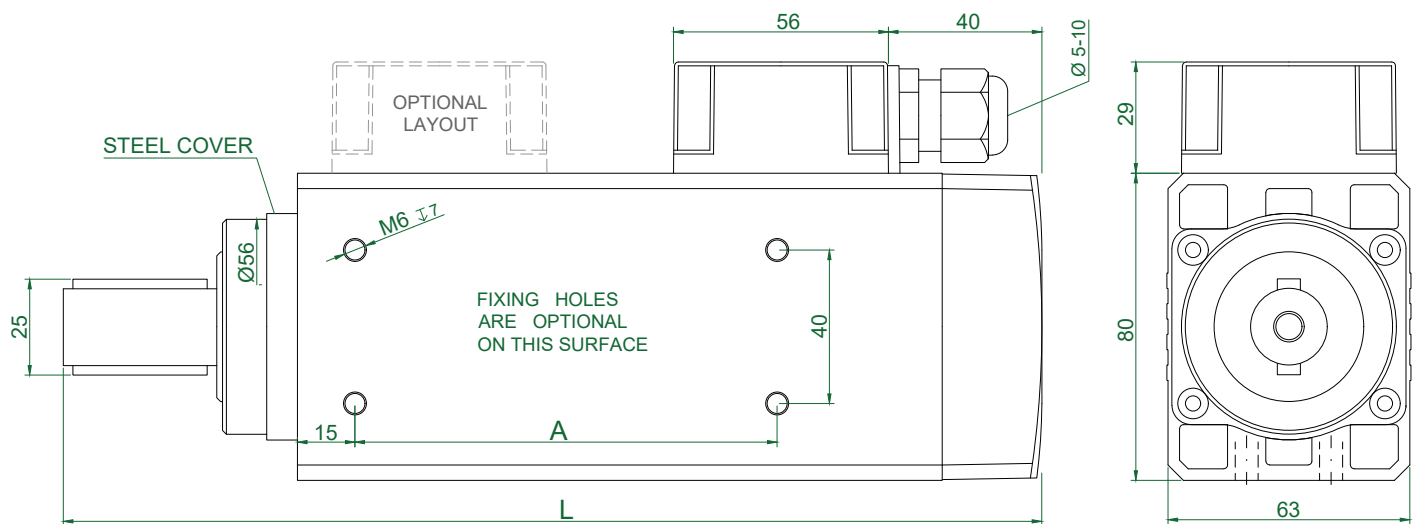

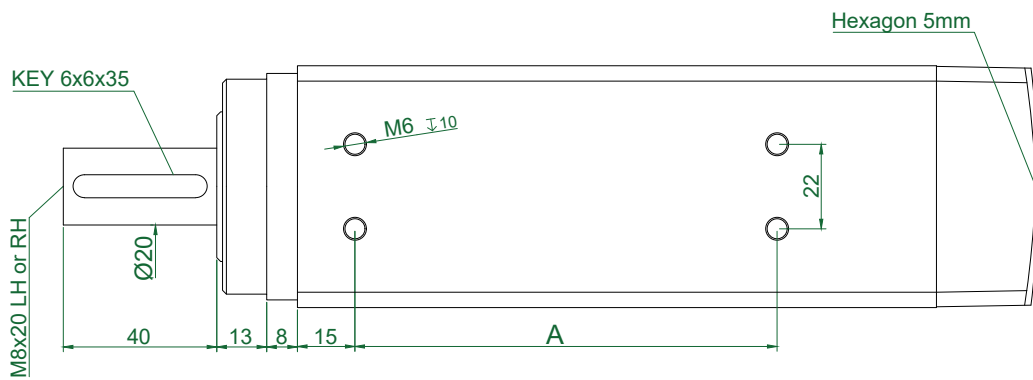


TYPE	A	L	Apr. Weight Kg
HM55.55_L20FK-CK-1R	85	195	2,450
HM55.60_L20FK-CK-1R	85	200	2,500
HM55.70_L20FK-CK-1R	85	210	2,650
HM55.85_L20FK-CK-1R	110	225	2,900
HM55.95_L20FK-CK-1R	110	235	3,050
HM55.115_L20FK-CK-1R	110	255	3,400

PLUG CONNECTION
(OPTIONAL)

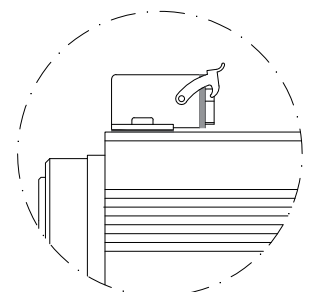


TYPE	Base Speed	Power kW	Frequency (Hz)			Voltage			Absorption	
	rpm		Min	Base	Max	Base	Optional	A (220v)	A (380v)	
HM55- 85	6000	0,22	70	100	150	220	380	220/380	1,50	0,87
HM55- 95	6000	0,27	70	100	150	220	380	220/380	1,90	1,10
HM55- 115	6000	0,37	70	100	150	220	380	220/380	2,20	1,20
HM55- 55	12000	0,20	150	200	300	220	380	220/380	1,44	0,84
HM55- 60	12000	0,22	150	200	300	220	380	220/380	1,50	0,87
HM55- 70	12000	0,35	150	200	300	220	380	220/380	2,00	1,16
HM55- 85	12000	0,37	150	200	300	220	380	220/380	2,20	1,20
HM55- 95	12000	0,55	150	200	300	220	380	220/380	2,60	1,50
HM55- 115	12000	0,75	150	200	300	220	380	220/380	3,80	2,20
HM55- 55	18000	0,25	200	300	360	220	380	220/380	1,60	0,92
HM55- 60	18000	0,27	200	300	360	220	380	220/380	1,90	1,10
HM55- 70	18000	0,45	200	300	360	220	380	220/380	2,40	1,40
HM55- 85	18000	0,55	200	300	360	220	380	220/380	3,20	1,80
HM55- 95	18000	0,75	200	300	360	220	380	220/380	3,70	2,20
HM55- 115	18000	1,10	200	300	360	220	380	220/380	5,10	3,00

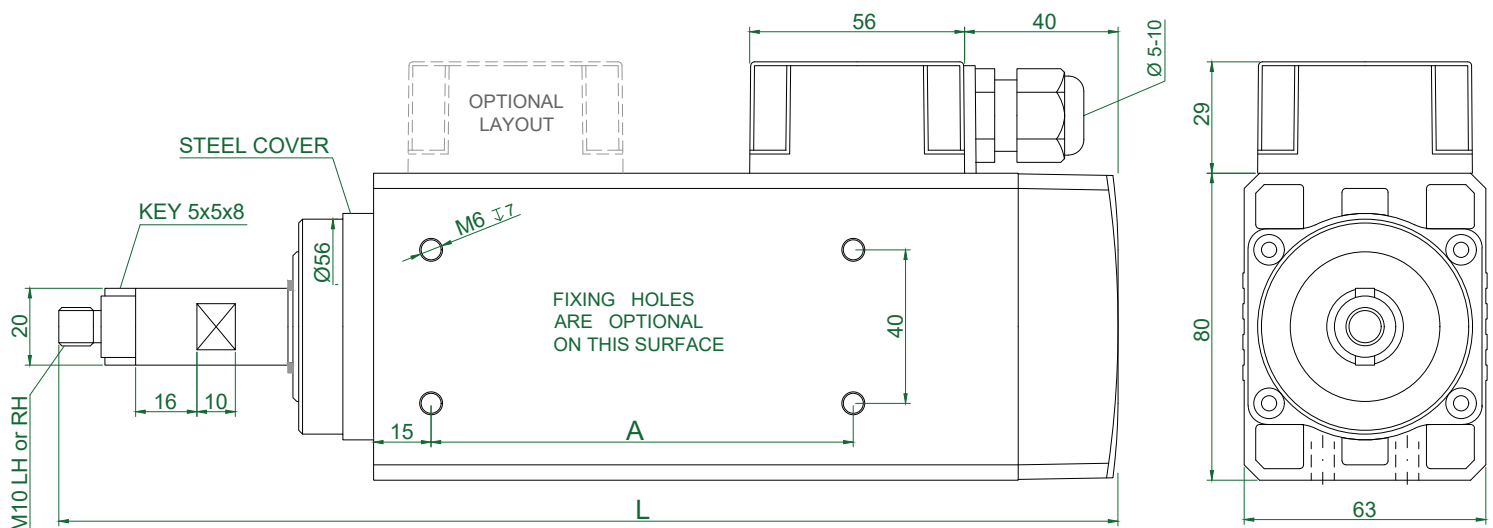

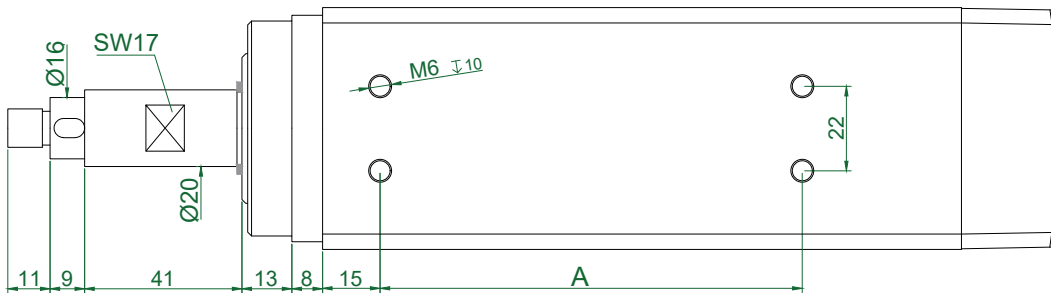


TYPE	A	L	Apr. Weight Kg
HM55.55_L40FK-CK-1R	85	215	2,500
HM55.60_L40FK-CK-1R	85	220	2,550
HM55.70_L40FK-CK-1R	85	230	2,700
HM55.85_L40FK-CK-1R	110	245	2,950
HM55.95_L40FK-CK-1R	110	255	3,100
HM55.115_L40FK-CK-1R	110	275	3,450

PLUG CONNECTION
(OPTIONAL)

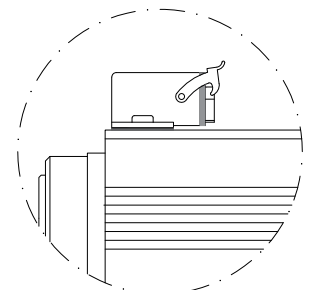


TYPE	Base Speed	Power kW	Frequency (Hz)			Voltage			Absorption	
	rpm		Min	Base	Max	Base	Optional	A (220v)	A (380v)	
HM55- 85	6000	0,22	70	100	150	220	380	220/380	1,50	0,87
HM55- 95	6000	0,27	70	100	150	220	380	220/380	1,90	1,10
HM55- 115	6000	0,37	70	100	150	220	380	220/380	2,20	1,20
HM55- 55	12000	0,20	150	200	300	220	380	220/380	1,44	0,84
HM55- 60	12000	0,22	150	200	300	220	380	220/380	1,50	0,87
HM55- 70	12000	0,35	150	200	300	220	380	220/380	2,00	1,16
HM55- 85	12000	0,37	150	200	300	220	380	220/380	2,20	1,20
HM55- 95	12000	0,55	150	200	300	220	380	220/380	2,60	1,50
HM55- 115	12000	0,75	150	200	300	220	380	220/380	3,80	2,20
HM55- 55	18000	0,25	200	300	360	220	380	220/380	1,60	0,92
HM55- 60	18000	0,27	200	300	360	220	380	220/380	1,90	1,10
HM55- 70	18000	0,45	200	300	360	220	380	220/380	2,40	1,40
HM55- 85	18000	0,55	200	300	360	220	380	220/380	3,20	1,80
HM55- 95	18000	0,75	200	300	360	220	380	220/380	3,70	2,20
HM55- 115	18000	1,10	200	300	360	220	380	220/380	5,10	3,00

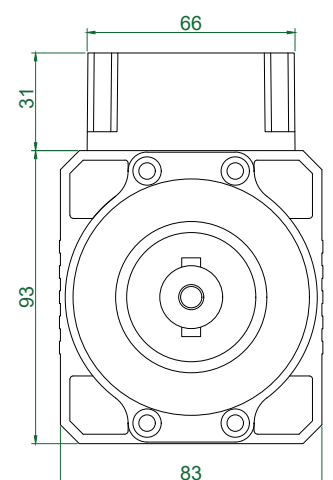
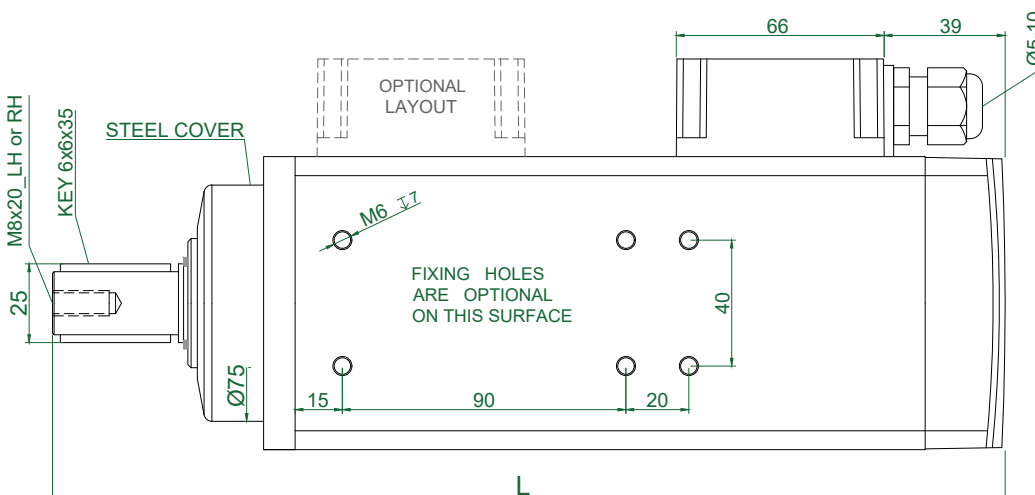

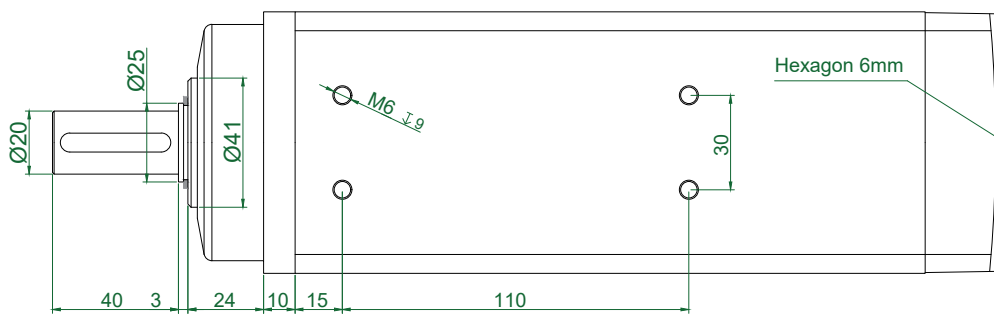


TYPE	A	L	Apr. Weight Kg
HM55.55_L41.9MK-CK-1R	85	236	2,500
HM55.60_L41.9MK-CK-1R	85	241	2,550
HM55.70_L41.9MK-CK-1R	85	251	2,700
HM55.85_L41.9MK-CK-1R	110	266	2,950
HM55.95_L41.9MK-CK-1R	110	276	3,100
HM55.115_L41.9MK-CK-1R	110	296	3,450

PLUG CONNECTION
(OPTIONAL)

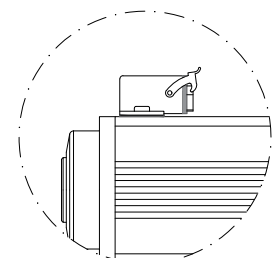


TYPE	Base Speed	Power kW	Frequency (Hz)			Voltage			Absorption	
	rpm		Min	Base	Max	Base	Optional		A (220v)	A (380v)
HM73-17	3000	0,55	40	50	75	380	220	220/380	2,60	1,50
HM73-09	6000	0,45	70	100	180	220	380	220/380	2,40	1,40
HM73-10	6000	0,55	70	100	180	220	380	220/380	2,60	1,50
HM73-12	6000	0,75	70	100	180	220	380	220/380	4,00	2,30
HM73-14	6000	0,95	70	100	180	220	380	220/380	4,90	2,90
HM73-17	6000	1,10	70	100	180	380	220	220/380	5,70	3,30
HM73-09	12000	0,75	150	200	300	220	380	220/380	4,00	2,30
HM73-10	12000	1,10	150	200	300	220	380	220/380	5,70	3,30
HM73-12	12000	1,50	150	200	300	220	380	220/380	6,40	3,60
HM73-14	12000	2,20	150	200	300	220	380	220/380	10,0	5,80
HM73-17	12000	2,60	150	200	300	380	220	220/380	10,4	6,00
HM73-09	18000	1,10	170	300	340	220	380	220/380	5,70	3,30
HM73-10	18000	1,50	170	300	340	220	380	220/380	6,40	3,60
HM73-12	18000	2,00	170	300	340	220	380	220/380	9,00	5,20
HM73-14	18000	2,20	170	300	340	220	380	220/380	10,0	5,80
HM73-17	18000	3,00	170	300	340	380	220	220/380	12,5	7,20

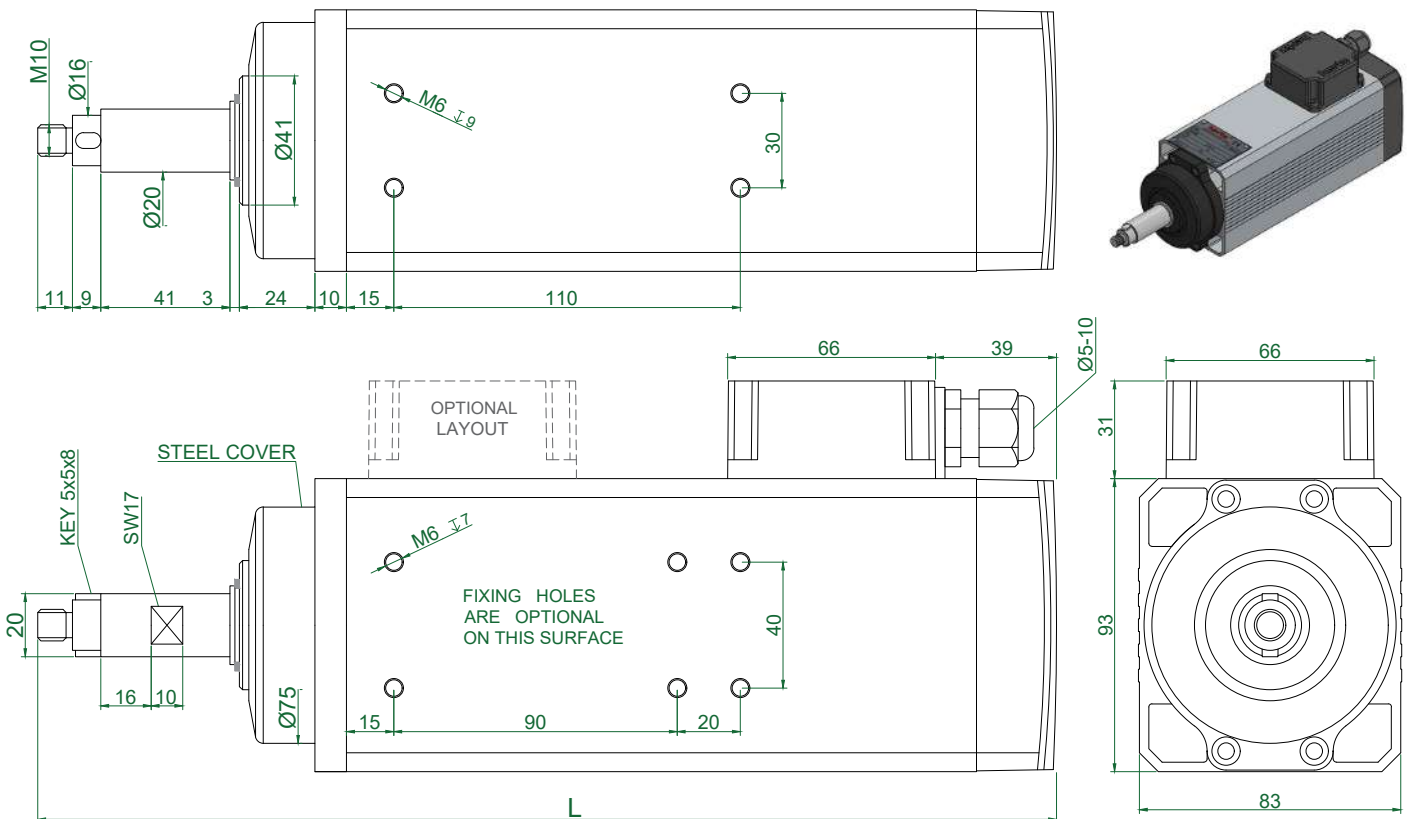


TYPE	L	Apr. Weight Kg
HM73.09_L3.40FK-CK-2R	273	5,750
HM73.10_L3.40FK-CK-2R	283	6,050
HM73.12_L3.40FK-CK-2R	303	6,700
HM73.14_L3.40FK-CK-2R	323	7,250
HM73.17_L3.40FK-CK-2R	353	8,250

PLUG CONNECTION
(OPTIONAL)

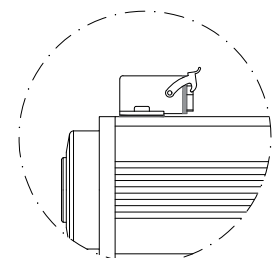


TYPE	Base Speed	Power kW	Frequency (Hz)			Voltage			Absorption	
	rpm		Min	Base	Max	Base	Optional		A (220v)	A (380v)
HM73-17	3000	0,55	40	50	75	380	220	220/380	2,60	1,50
HM73-09	6000	0,45	70	100	180	220	380	220/380	2,40	1,40
HM73-10	6000	0,55	70	100	180	220	380	220/380	2,60	1,50
HM73-12	6000	0,75	70	100	180	220	380	220/380	4,00	2,30
HM73-14	6000	0,95	70	100	180	220	380	220/380	4,90	2,90
HM73-17	6000	1,10	70	100	180	380	220	220/380	5,70	3,30
HM73-09	12000	0,75	150	200	300	220	380	220/380	4,00	2,30
HM73-10	12000	1,10	150	200	300	220	380	220/380	5,70	3,30
HM73-12	12000	1,50	150	200	300	220	380	220/380	6,40	3,60
HM73-14	12000	2,20	150	200	300	220	380	220/380	10,0	5,80
HM73-17	12000	2,60	150	200	300	380	220	220/380	10,4	6,00
HM73-09	18000	1,10	170	300	340	220	380	220/380	5,70	3,30
HM73-10	18000	1,50	170	300	340	220	380	220/380	6,40	3,60
HM73-12	18000	2,00	170	300	340	220	380	220/380	9,00	5,20
HM73-14	18000	2,20	170	300	340	220	380	220/380	10,0	5,80
HM73-17	18000	3,00	170	300	340	380	220	220/380	12,5	7,20

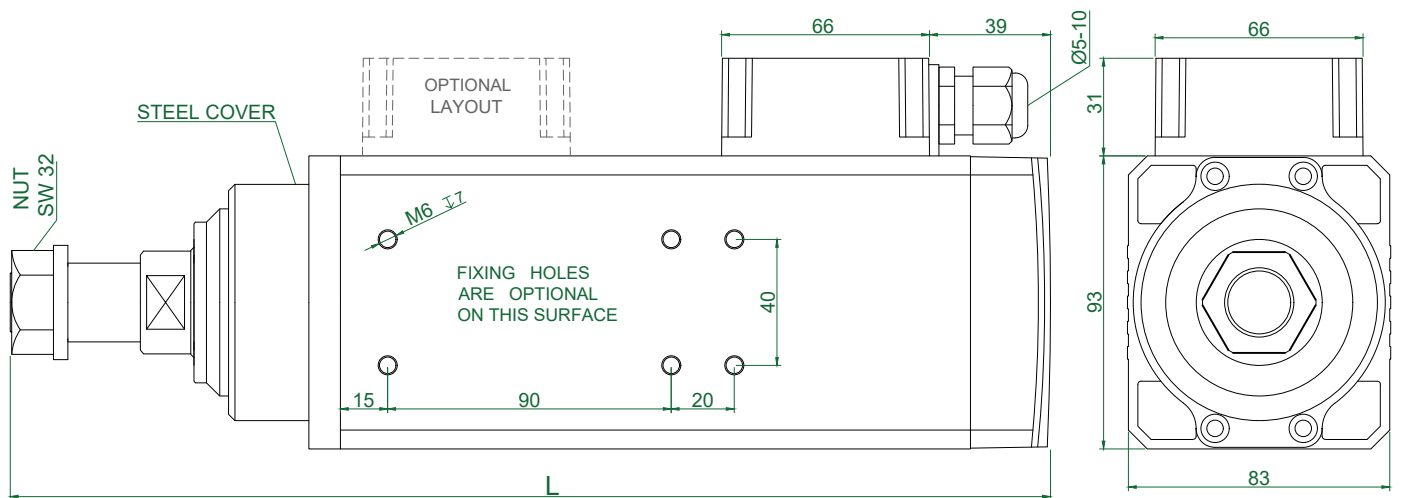

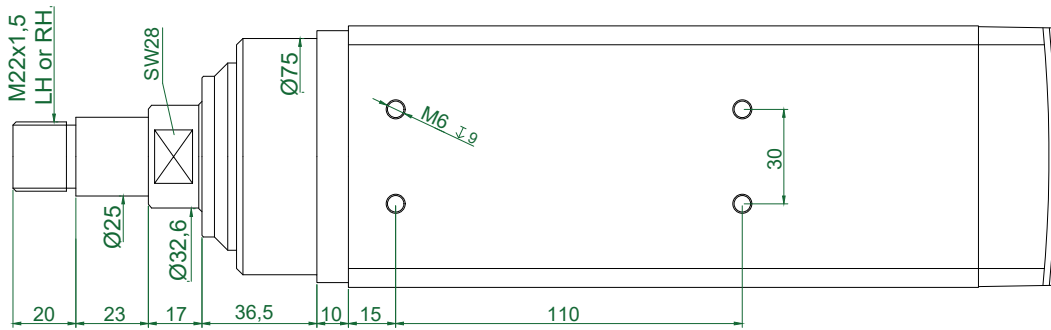


TYPE	L	Apr. Weight Kg
HM73.09_L3.41.9MK-CK-2R	294	5,800
HM73.10_L3.41.9MK-CK-2R	304	6,100
HM73.12_L3.41.9MK-CK-2R	324	6,750
HM73.14_L3.41.9MK-CK-2R	344	7,300
HM73.17_L3.41.9MK-CK-2R	374	8,300

PLUG CONNECTION
(OPTIONAL)

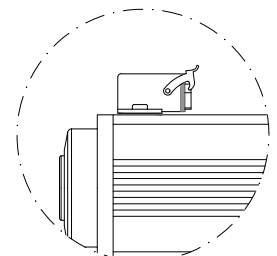


TYPE	Base Speed	Power kW	Frequency (Hz)			Voltage			Absorption	
	rpm		Min	Base	Max	Base	Optional		A (220v)	A (380v)
HM73-17	3000	0,55	40	50	75	380	220	220/380	2,60	1,50
HM73-09	6000	0,45	70	100	180	220	380	220/380	2,40	1,40
HM73-10	6000	0,55	70	100	180	220	380	220/380	2,60	1,50
HM73-12	6000	0,75	70	100	180	220	380	220/380	4,00	2,30
HM73-14	6000	0,95	70	100	180	220	380	220/380	4,90	2,90
HM73-17	6000	1,10	70	100	180	380	220	220/380	5,70	3,30
HM73-09	12000	0,75	150	200	300	220	380	220/380	4,00	2,30
HM73-10	12000	1,10	150	200	300	220	380	220/380	5,70	3,30
HM73-12	12000	1,50	150	200	300	220	380	220/380	6,40	3,60
HM73-14	12000	2,20	150	200	300	220	380	220/380	10,0	5,80
HM73-17	12000	2,60	150	200	300	380	220	220/380	10,4	6,00
HM73-09	18000	1,10	170	300	340	220	380	220/380	5,70	3,30
HM73-10	18000	1,50	170	300	340	220	380	220/380	6,40	3,60
HM73-12	18000	2,00	170	300	340	220	380	220/380	9,00	5,20
HM73-14	18000	2,20	170	300	340	220	380	220/380	10,0	5,80
HM73-17	18000	3,00	170	300	340	380	220	220/380	12,5	7,20

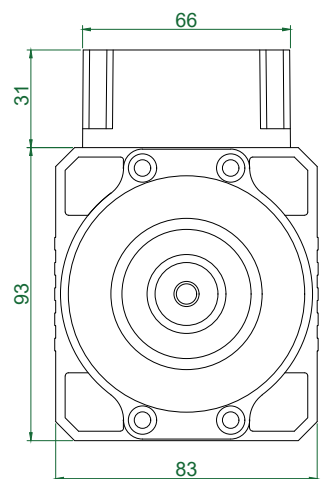
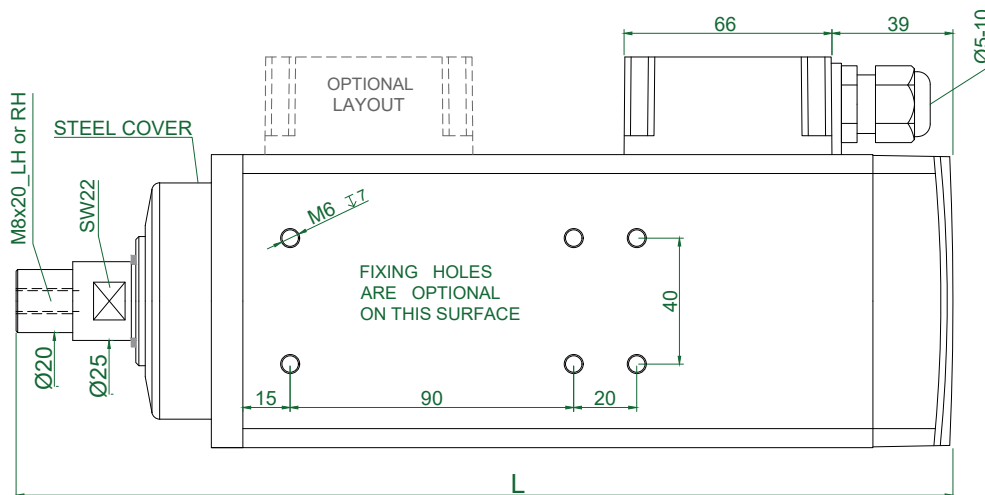

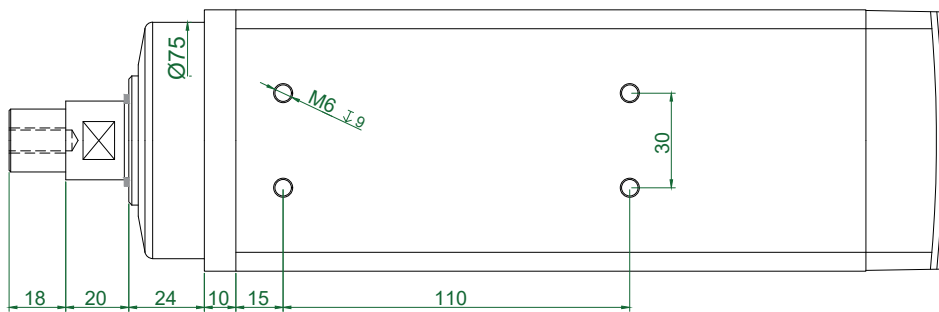


TYPE	L	Apr. Weight Kg
HM73.09_L17.23M-CK-2R	250	6,500
HM73.10_L17.23M-CK-2R	260	6,800
HM73.12_L17.23M-CK-2R	280	7,450
HM73.14_L17.23M-CK-2R	300	8,000
HM73.17_L17.23M-CK-2R	330	9,000

PLUG CONNECTION
(OPTIONAL)

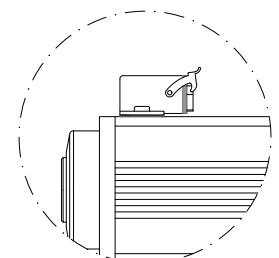


TYPE	Base Speed	Power kW	Frequency (Hz)			Voltage			Absorption	
	rpm		Min	Base	Max	Base	Optional	A (220v)	A (380v)	
HM73-17	3000	0,55	40	50	75	380	220	220/380	2,60	1,50
HM73-09	6000	0,45	70	100	180	220	380	220/380	2,40	1,40
HM73-10	6000	0,55	70	100	180	220	380	220/380	2,60	1,50
HM73-12	6000	0,75	70	100	180	220	380	220/380	4,00	2,30
HM73-14	6000	0,95	70	100	180	220	380	220/380	4,90	2,90
HM73-17	6000	1,10	70	100	180	380	220	220/380	5,70	3,30
HM73-09	12000	0,75	150	200	300	220	380	220/380	4,00	2,30
HM73-10	12000	1,10	150	200	300	220	380	220/380	5,70	3,30
HM73-12	12000	1,50	150	200	300	220	380	220/380	6,40	3,60
HM73-14	12000	2,20	150	200	300	220	380	220/380	10,0	5,80
HM73-17	12000	2,60	150	200	300	380	220	220/380	10,4	6,00
HM73-09	18000	1,10	170	300	340	220	380	220/380	5,70	3,30
HM73-10	18000	1,50	170	300	340	220	380	220/380	6,40	3,60
HM73-12	18000	2,00	170	300	340	220	380	220/380	9,00	5,20
HM73-14	18000	2,20	170	300	340	220	380	220/380	10,0	5,80
HM73-17	18000	3,00	170	300	340	380	220	220/380	12,5	7,20

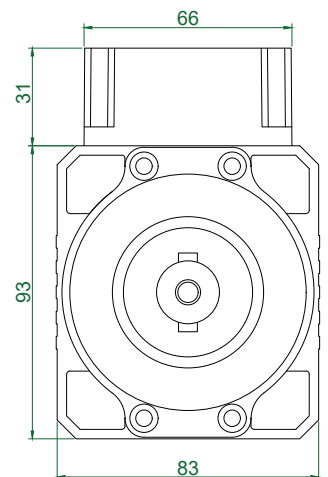
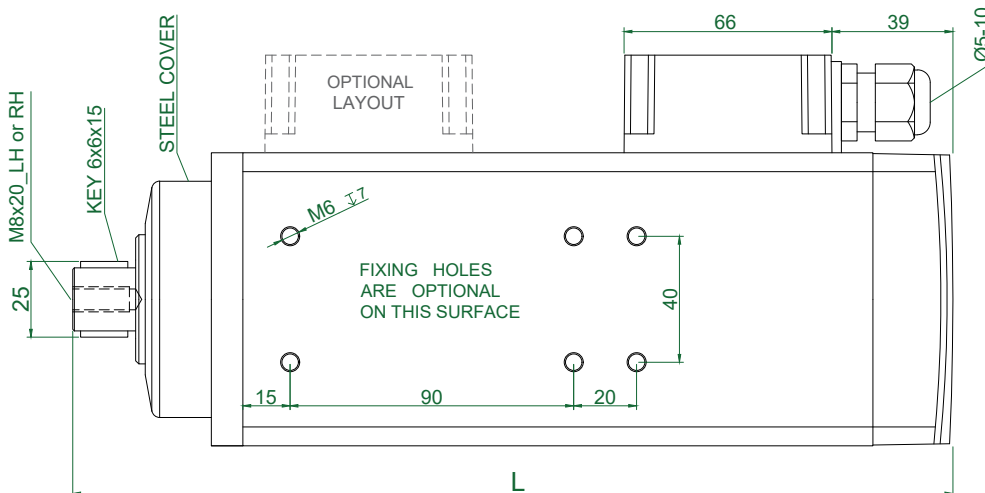

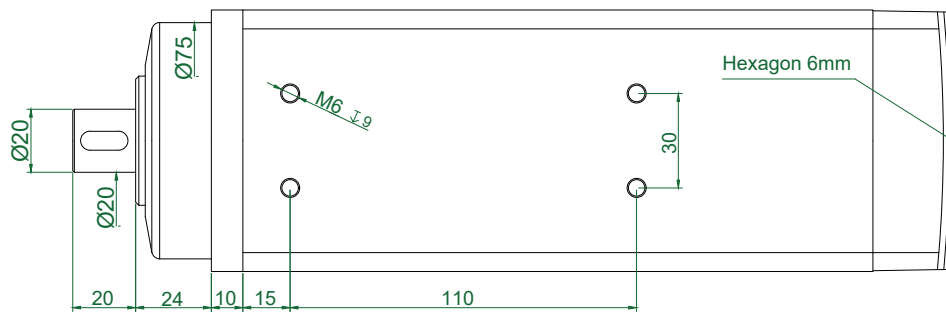


TYPE	L	Apr. Weight Kg
HM73.09_L20.18F-CK-2R	268	5,750
HM73.10_L20.18F-CK-2R	278	6,050
HM73.12_L20.18F-CK-2R	298	6,700
HM73.14_L20.18F-CK-2R	318	7,250
HM73.17_L20.18F-CK-2R	348	8,250

PLUG CONNECTION
(OPTIONAL)

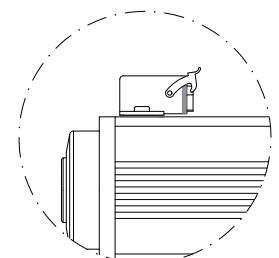


TYPE	Base Speed	Power kW	Frequency (Hz)			Voltage			Absorption	
	rpm		Min	Base	Max	Base	Optional	A (220v)	A (380v)	
HM73-17	3000	0,55	40	50	75	380	220	220/380	2,60	1,50
HM73-09	6000	0,45	70	100	180	220	380	220/380	2,40	1,40
HM73-10	6000	0,55	70	100	180	220	380	220/380	2,60	1,50
HM73-12	6000	0,75	70	100	180	220	380	220/380	4,00	2,30
HM73-14	6000	0,95	70	100	180	220	380	220/380	4,90	2,90
HM73-17	6000	1,10	70	100	180	380	220	220/380	5,70	3,30
HM73-09	12000	0,75	150	200	300	220	380	220/380	4,00	2,30
HM73-10	12000	1,10	150	200	300	220	380	220/380	5,70	3,30
HM73-12	12000	1,50	150	200	300	220	380	220/380	6,40	3,60
HM73-14	12000	2,20	150	200	300	220	380	220/380	10,0	5,80
HM73-17	12000	2,60	150	200	300	380	220	220/380	10,4	6,00
HM73-09	18000	1,10	170	300	340	220	380	220/380	5,70	3,30
HM73-10	18000	1,50	170	300	340	220	380	220/380	6,40	3,60
HM73-12	18000	2,00	170	300	340	220	380	220/380	9,00	5,20
HM73-14	18000	2,20	170	300	340	220	380	220/380	10,0	5,80
HM73-17	18000	3,00	170	300	340	380	220	220/380	12,5	7,20

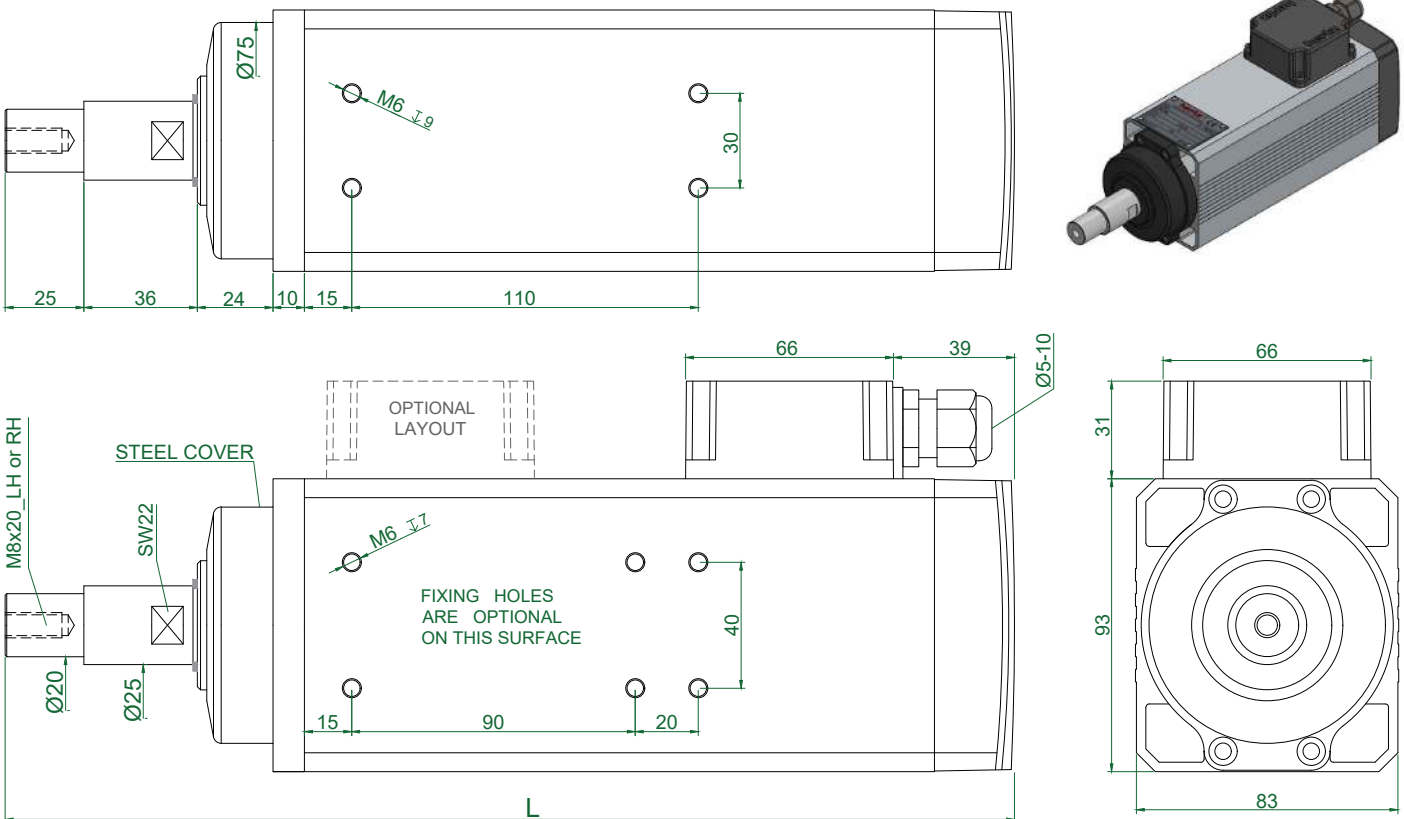


TYPE	L	Apr. Weight Kg
HM73.09_L20FK-CK-2R	250	5,700
HM73.10_L20FK-CK-2R	260	6,000
HM73.12_L20FK-CK-2R	280	6,650
HM73.14_L20FK-CK-2R	300	7,200
HM73.17_L20FK-CK-2R	330	8,200

PLUG CONNECTION
(OPTIONAL)

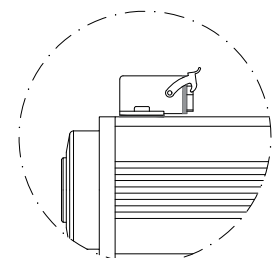


TYPE	Base Speed	Power kW	Frequency (Hz)			Voltage			Absorption	
	rpm		Min	Base	Max	Base	Optional	A (220v)	A (380v)	
HM73-17	3000	0,55	40	50	75	380	220	220/380	2,60	1,50
HM73-09	6000	0,45	70	100	180	220	380	220/380	2,40	1,40
HM73-10	6000	0,55	70	100	180	220	380	220/380	2,60	1,50
HM73-12	6000	0,75	70	100	180	220	380	220/380	4,00	2,30
HM73-14	6000	0,95	70	100	180	220	380	220/380	4,90	2,90
HM73-17	6000	1,10	70	100	180	380	220	220/380	5,70	3,30
HM73-09	12000	0,75	150	200	300	220	380	220/380	4,00	2,30
HM73-10	12000	1,10	150	200	300	220	380	220/380	5,70	3,30
HM73-12	12000	1,50	150	200	300	220	380	220/380	6,40	3,60
HM73-14	12000	2,20	150	200	300	220	380	220/380	10,0	5,80
HM73-17	12000	2,60	150	200	300	380	220	220/380	10,4	6,00
HM73-09	18000	1,10	170	300	340	220	380	220/380	5,70	3,30
HM73-10	18000	1,50	170	300	340	220	380	220/380	6,40	3,60
HM73-12	18000	2,00	170	300	340	220	380	220/380	9,00	5,20
HM73-14	18000	2,20	170	300	340	220	380	220/380	10,0	5,80
HM73-17	18000	3,00	170	300	340	380	220	220/380	12,5	7,20

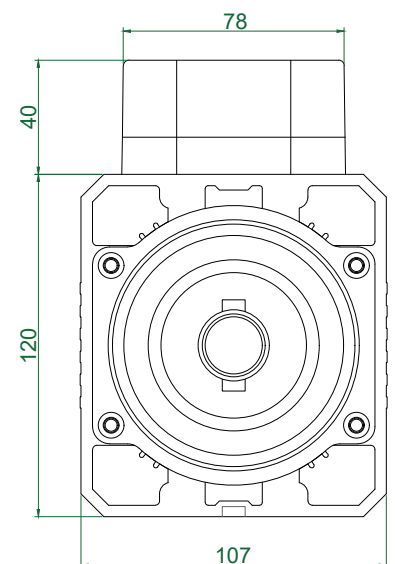
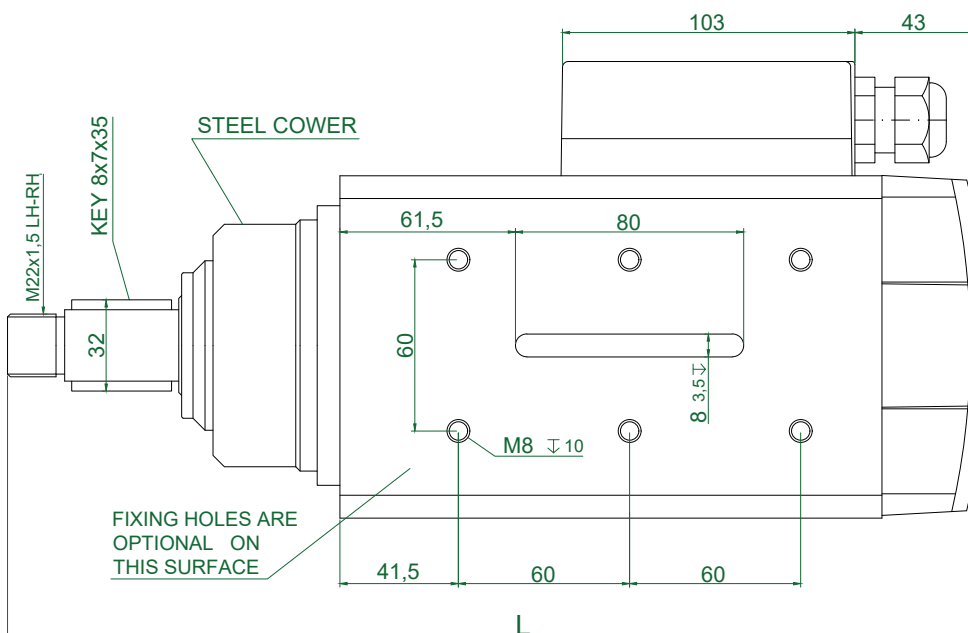

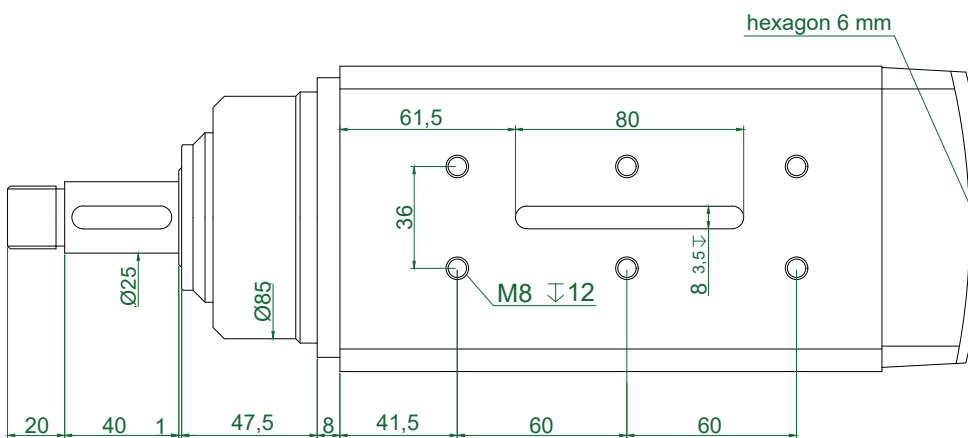


TYPE	L	Apr. Weight Kg
HM73.09_L36.25F-CK-2R	291	5,850
HM73.10_L36.25F-CK-2R	301	6,150
HM73.12_L36.25F-CK-2R	321	6,800
HM73.14_L36.25F-CK-2R	341	7,350
HM73.17_L36.25F-CK-2R	371	8,350

PLUG CONNECTION (OPTIONAL)

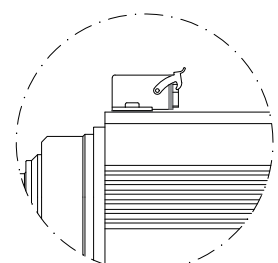


TYPE	Base Speed	Power kW	Frequency (Hz)			Voltage		Absorption		
	rpm		Min	Base	Max	Base	Optional	A (220v)	A (380v)	
HM90-10	3000	1,00	40	50	75	380	220	220/380	4,90	2,90
HM90-14	3000	1,35	40	50	75	380	220	220/380	5,90	3,30
HM90-17	3000	1,50	40	50	75	380	220	220/380	6,50	3,80
HM90-10	6000	2,20	70	100	180	220	380	220/380	9,50	5,50
HM90-14	6000	3,50	70	100	180	380	220	220/380	13,0	7,50
HM90-17	6000	4,00	140	200	360	380	220	220/380	16,4	9,50
HM90-10	12000	3,50	150	200	300	380	220	220/380	13,00	7,50
HM90-14	12000	4,00	150	200	300	380	220	220/380	16,40	9,50
HM90-14	12000	4,50	150	200	300	380	220	220/380	18,0	9,90
HM90-17	12000	5,50	150	200	300	380	220	220/380	19,8	11,4
HM90-10	18000	4,00	170	300	340	380	220	220/380	16,4	9,50
HM90-10	18000	4,50	170	300	340	380	220	220/380	18,0	9,90
HM90-14	18000	5,50	170	300	340	380	220	220/380	19,8	11,4
HM90-14	18000	6,00	170	300	340	380	220	220/380	21,0	12,4
HM90-17	18000	7,00	170	300	340	380	220	220/380	25,0	14,5

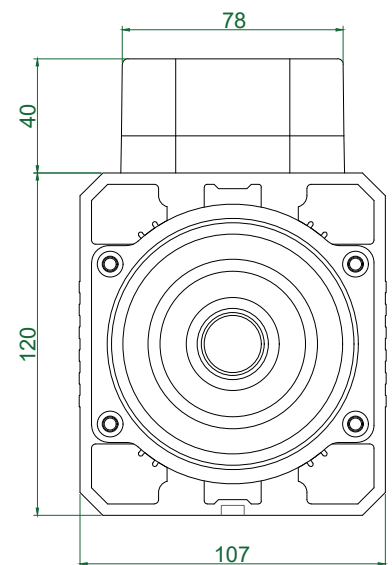
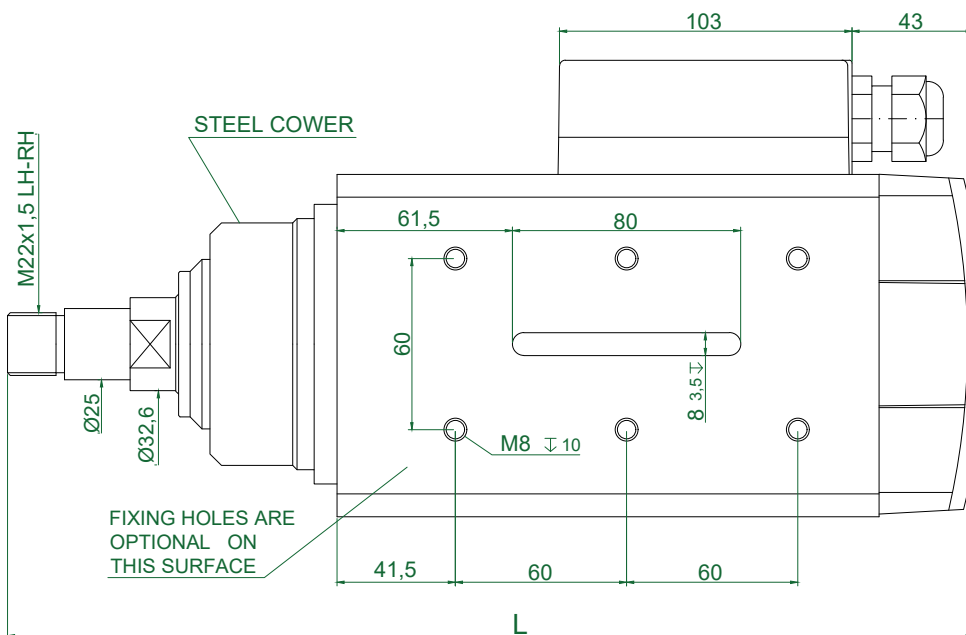

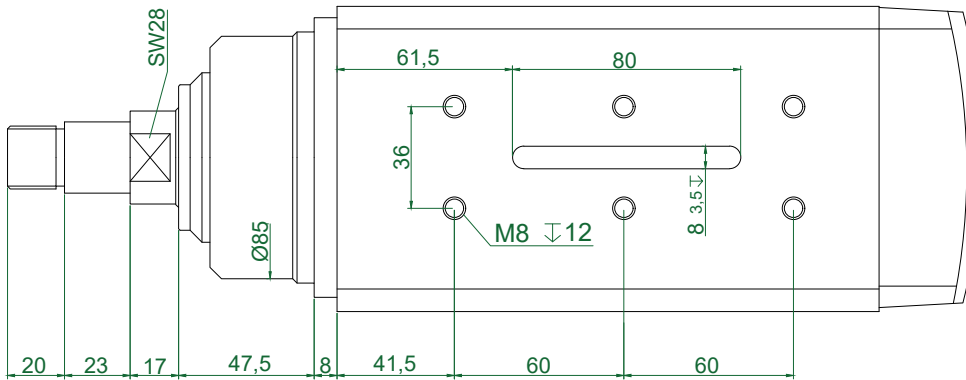


TYPE	L	Apr. Weight Kg
HM90.10_L1.40MK-CK-2R	340	11,450
HM90.10_L1.40MK-CK-2R	380	13,550
HM90.10_L1.40MK-CK-2R	410	15,100

PLUG CONNECTION
(optional)

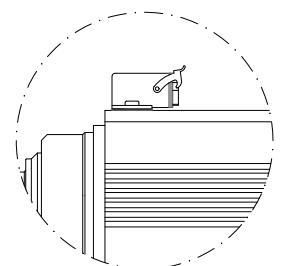


TYPE	Base Speed	Power kW	Frequency (Hz)			Voltage			Absorption	
	rpm		Min	Base	Max	Base	Optional	A (220v)	A (380v)	
HM90-10	3000	1,00	40	50	75	380	220	220/380	4,90	2,90
HM90-14	3000	1,35	40	50	75	380	220	220/380	5,90	3,30
HM90-17	3000	1,50	40	50	75	380	220	220/380	6,50	3,80
HM90-10	6000	2,20	70	100	180	220	380	220/380	9,50	5,50
HM90-14	6000	3,50	70	100	180	380	220	220/380	13,0	7,50
HM90-17	6000	4,00	140	200	360	380	220	220/380	16,4	9,50
HM90-10	12000	3,50	150	200	300	380	220	220/380	13,00	7,50
HM90-14	12000	4,00	150	200	300	380	220	220/380	16,40	9,50
HM90-14	12000	4,50	150	200	300	380	220	220/380	18,0	9,90
HM90-17	12000	5,50	150	200	300	380	220	220/380	19,8	11,4
HM90-10	18000	4,00	170	300	340	380	220	220/380	16,4	9,50
HM90-10	18000	4,50	170	300	340	380	220	220/380	18,0	9,90
HM90-14	18000	5,50	170	300	340	380	220	220/380	19,8	11,4
HM90-14	18000	6,00	170	300	340	380	220	220/380	21,0	12,4
HM90-17	18000	7,00	170	300	340	380	220	220/380	25,0	14,5

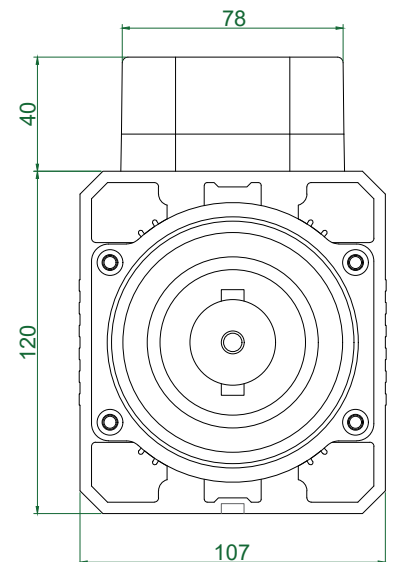
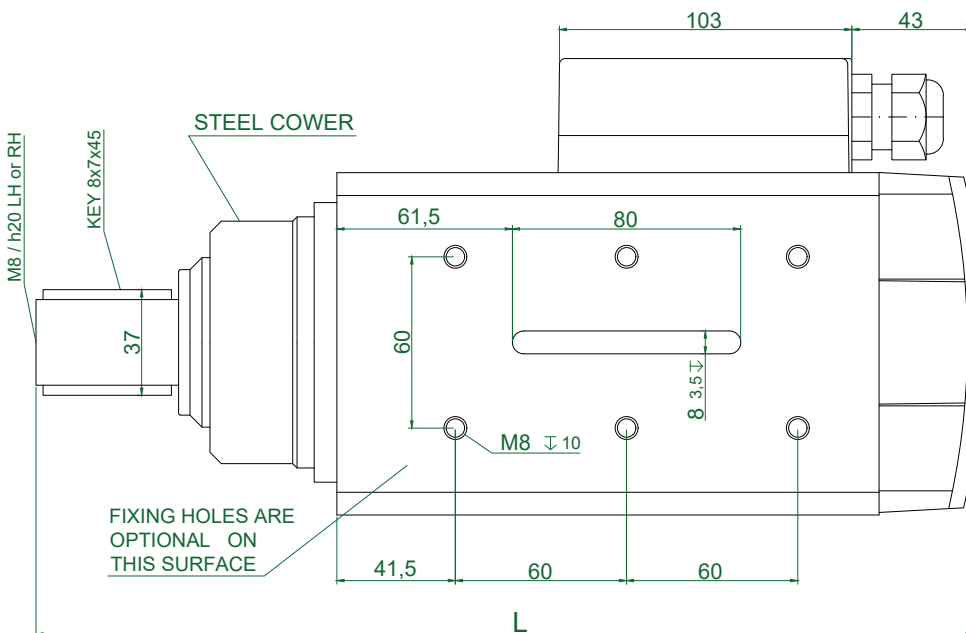

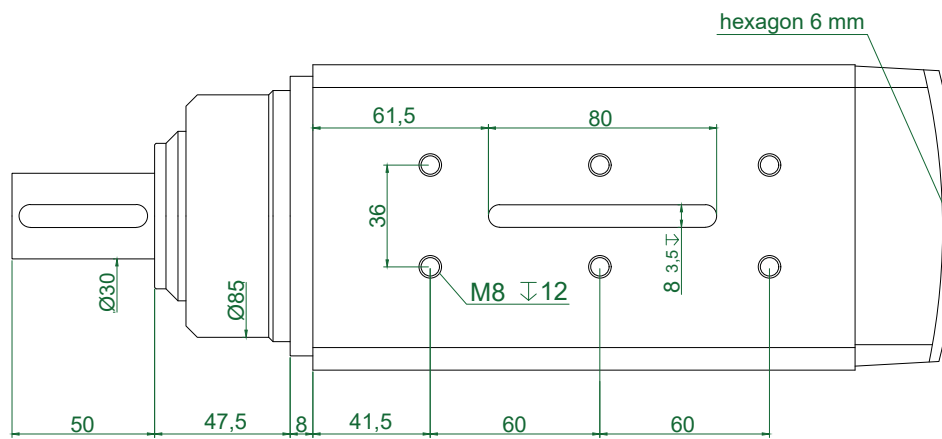


TYPE	L	Apr. Weight Kg
HM90.10_L17.23M-CK-2R	339	11,450
HM90.14_L17.23M-CK-2R	379	13,600
HM90.17_L17.23M-CK-2R	409	15,100

PLUG CONNECTION
(optional)

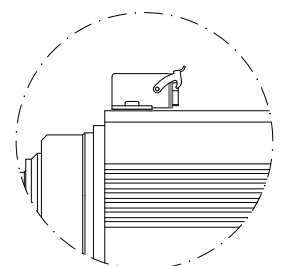


TYPE	Base Speed	Power kW	Frequency (Hz)			Voltage		Absorption		
	rpm		Min	Base	Max	Base	Optional	A (220v)	A (380v)	
HM90-10	3000	1,00	40	50	75	380	220	220/380	4,90	2,90
HM90-14	3000	1,35	40	50	75	380	220	220/380	5,90	3,30
HM90-17	3000	1,50	40	50	75	380	220	220/380	6,50	3,80
HM90-10	6000	2,20	70	100	180	220	380	220/380	9,50	5,50
HM90-14	6000	3,50	70	100	180	380	220	220/380	13,0	7,50
HM90-17	6000	4,00	140	200	360	380	220	220/380	16,4	9,50
HM90-10	12000	3,50	150	200	300	380	220	220/380	13,00	7,50
HM90-14	12000	4,00	150	200	300	380	220	220/380	16,40	9,50
HM90-14	12000	4,50	150	200	300	380	220	220/380	18,0	9,90
HM90-17	12000	5,50	150	200	300	380	220	220/380	19,8	11,4
HM90-10	18000	4,00	170	300	340	380	220	220/380	16,4	9,50
HM90-10	18000	4,50	170	300	340	380	220	220/380	18,0	9,90
HM90-14	18000	5,50	170	300	340	380	220	220/380	19,8	11,4
HM90-14	18000	6,00	170	300	340	380	220	220/380	21,0	12,4
HM90-17	18000	7,00	170	300	340	380	220	220/380	25,0	14,5

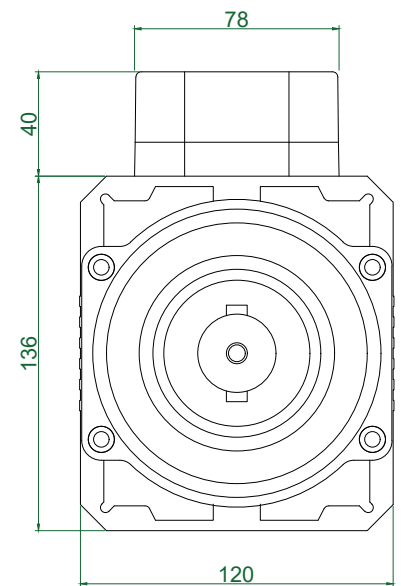
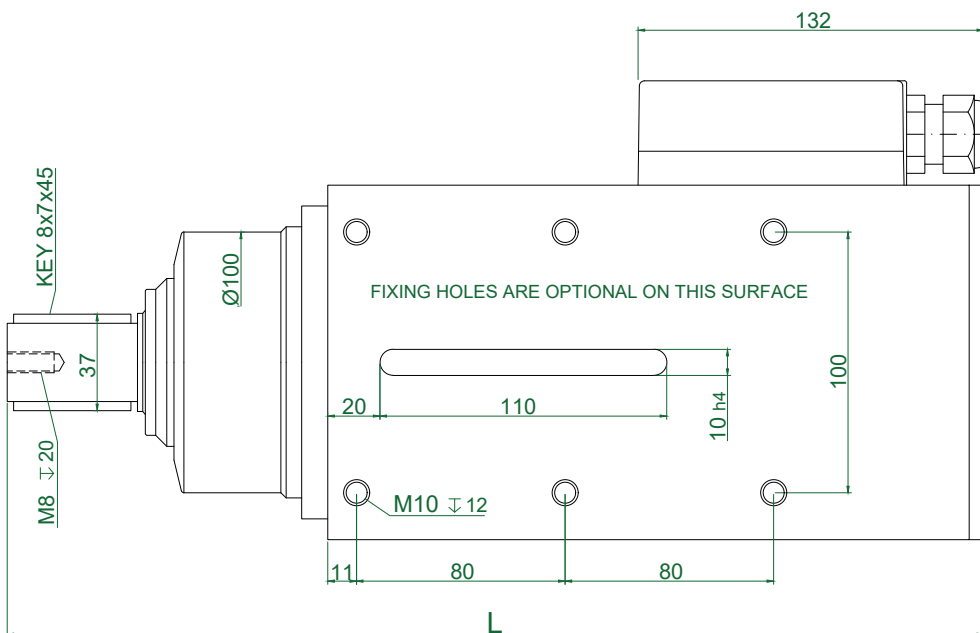

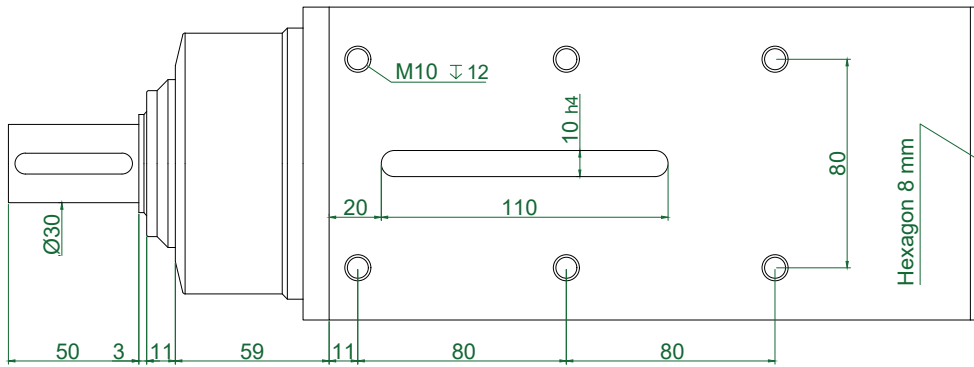


TYPE	L	Apr. Weight Kg
HM90.10_L50FK-CK-2R	329	11,400
HM90.14_L50FK-CK-2R	369	13,550
HM90.17_L50FK-CK-2R	399	15,000

PLUG CONNECTION
(optional)

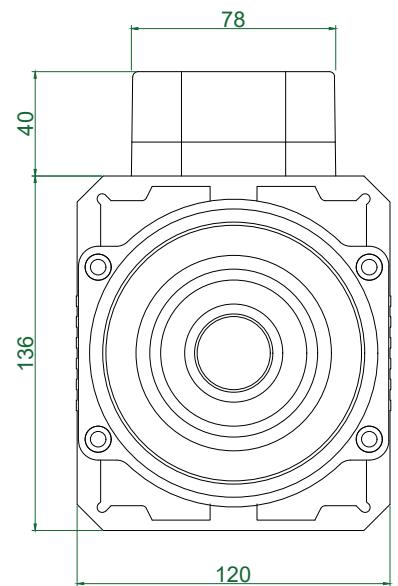
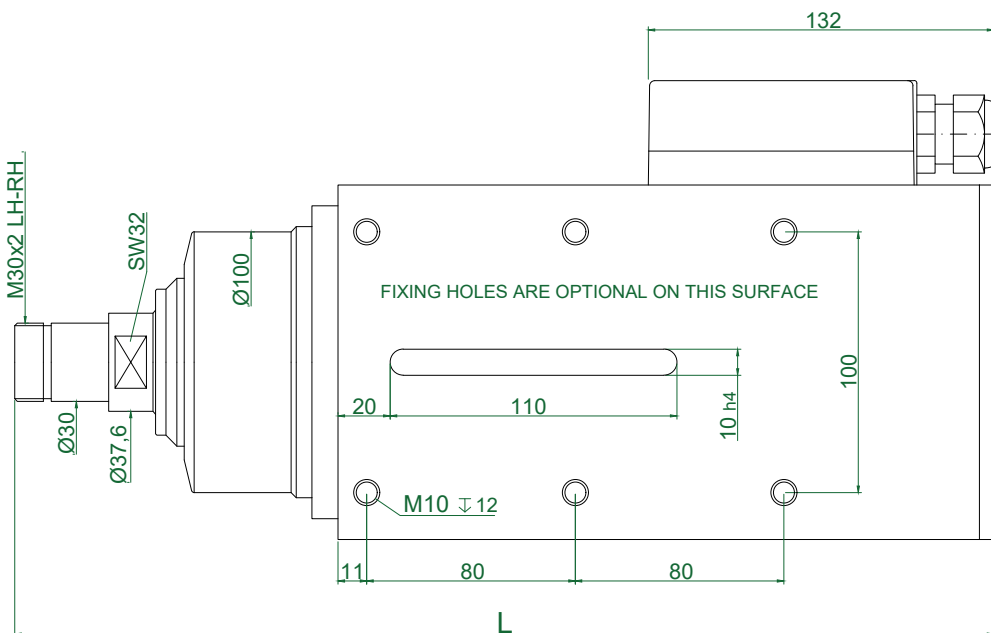

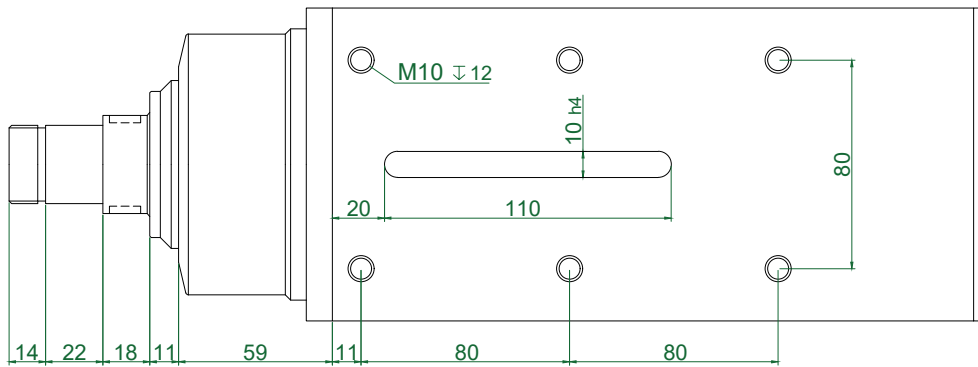


TYPE	Base Speed	Power kW	Frequency (Hz)			Voltage		Absorption		
	rpm		Min	Base	Max	Base	Optional	A (220v)	A (380v)	
HM110-10	3000	2,20	40	50	75	220	380	220/380	9,50	5,50
HM110-12	3000	3,00	40	50	75	380	220	220/380	12,5	7,20
HM110-10	6000	3,00	140	200	360	380	220	220/380	12,5	7,20
HM110-10	6000	3,00	70	100	180	380	220	220/380	12,5	7,20
HM110-10	6000	4,00	140	200	360	380	220	220/380	16,4	9,50
HM110-10	6000	4,00	70	100	180	380	220	220/380	16,4	9,50
HM110-12	6000	5,50	140	200	360	380	220	220/380	19,8	11,40
HM110-12	6000	5,50	70	100	180	380	220	220/380	19,8	11,40
HM110-10	12000	4,00	300	400	600	380	220	220/380	16,4	9,50
HM110-10	12000	4,00	150	200	300	380	220	220/380	16,4	9,50
HM110-10	12000	5,50	300	400	600	380	220	220/380	19,8	11,40
HM110-10	12000	5,50	150	200	300	380	220	220/380	19,8	11,40
HM110-12	12000	7,50	300	400	600	380	220	220/380	28,7	16,6
HM110-12	12000	7,50	150	200	300	380	220	220/380	28,7	16,6
HM110-10	18000	7,50	340	600	680	380	220	220/380	28,7	16,6
HM110-10	18000	7,50	170	300	340	380	220	220/380	28,7	16,6
HM110-12	18000	9,00	340	600	680	380	220	220/380	34,5	20,0
HM110-12	18000	9,00	170	300	340	380	220	220/380	34,5	20,0



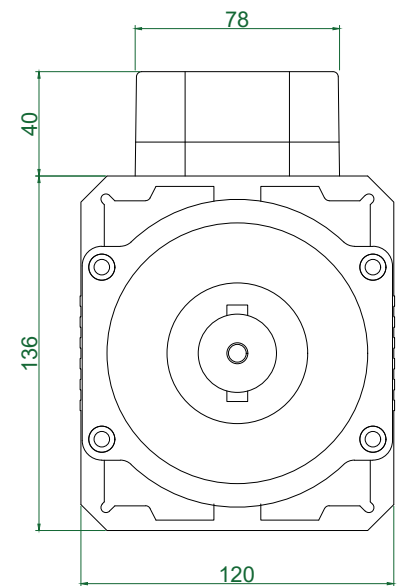
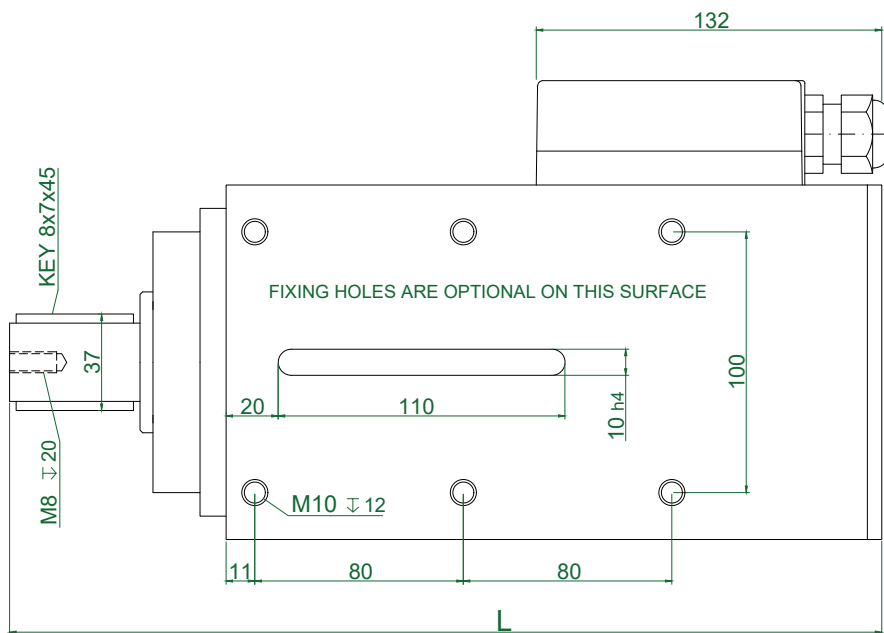
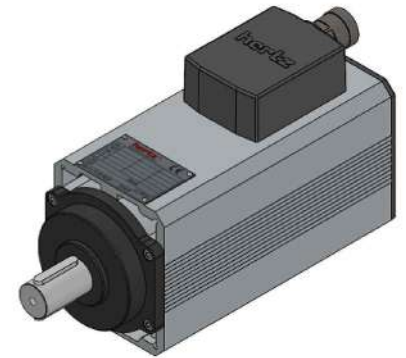
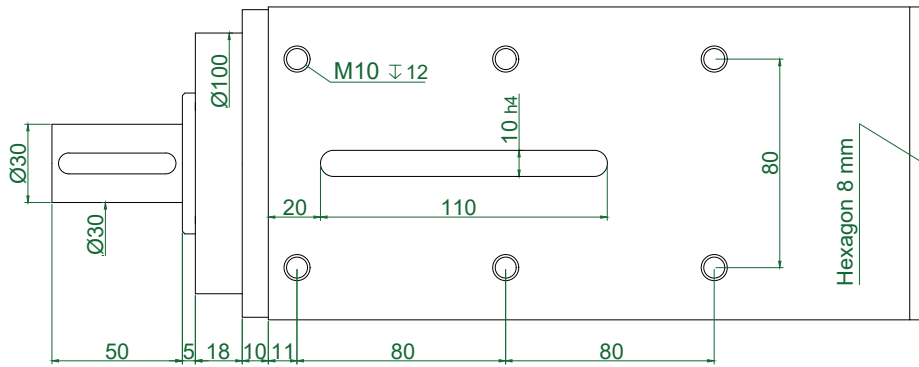
TYPE	L	Apr. Weight Kg
HM110.10_L3.50FK-CK-2R	355	16,900
HM110.12_L3.50FK-CK-2R	375	18,200

TYPE	Base Speed	Power	Frequency (Hz)			Voltage		Absorption		
	rpm		Min	Base	Max	Base	Optional	A (220v)	A (380v)	
HM110-10	3000	2,20	40	50	75	220	380	220/380	9,50	5,50
HM110-12	3000	3,00	40	50	75	380	220	220/380	12,5	7,20
HM110-10	6000	3,00	140	200	360	380	220	220/380	12,5	7,20
HM110-10	6000	3,00	70	100	180	380	220	220/380	12,5	7,20
HM110-10	6000	4,00	140	200	360	380	220	220/380	16,4	9,50
HM110-10	6000	4,00	70	100	180	380	220	220/380	16,4	9,50
HM110-12	6000	5,50	140	200	360	380	220	220/380	19,8	11,40
HM110-12	6000	5,50	70	100	180	380	220	220/380	19,8	11,40
HM110-10	12000	4,00	300	400	600	380	220	220/380	16,4	9,50
HM110-10	12000	4,00	150	200	300	380	220	220/380	16,4	9,50
HM110-10	12000	5,50	300	400	600	380	220	220/380	19,8	11,40
HM110-10	12000	5,50	150	200	300	380	220	220/380	19,8	11,40
HM110-12	12000	7,50	300	400	600	380	220	220/380	28,7	16,6
HM110-12	12000	7,50	150	200	300	380	220	220/380	28,7	16,6
HM110-10	18000	7,50	340	600	680	380	220	220/380	28,7	16,6
HM110-10	18000	7,50	170	300	340	380	220	220/380	28,7	16,6
HM110-12	18000	9,00	340	600	680	380	220	220/380	34,5	20,0
HM110-12	18000	9,00	170	300	340	380	220	220/380	34,5	20,0



TYPE	L	Apr. Weight Kg
HM110.10_L18.22M-CK-2R	362	17,000
HM110.12_L18.22M-CK-2R	382	18,300

TYPE	Base Speed	Power	Frequency (Hz)			Voltage			Absorption	
	rpm		Min	Base	Max	Base	Optional	A (220v)	A (380v)	
HM110-10	3000	2,20	40	50	75	220	380	220/380	9,50	5,50
HM110-12	3000	3,00	40	50	75	380	220	220/380	12,5	7,20
HM110-10	6000	3,00	140	200	360	380	220	220/380	12,5	7,20
HM110-10	6000	3,00	70	100	180	380	220	220/380	12,5	7,20
HM110-10	6000	4,00	140	200	360	380	220	220/380	16,4	9,50
HM110-10	6000	4,00	70	100	180	380	220	220/380	16,4	9,50
HM110-12	6000	5,50	140	200	360	380	220	220/380	19,8	11,40
HM110-12	6000	5,50	70	100	180	380	220	220/380	19,8	11,40
HM110-10	12000	4,00	300	400	600	380	220	220/380	16,4	9,50
HM110-10	12000	4,00	150	200	300	380	220	220/380	16,4	9,50
HM110-10	12000	5,50	300	400	600	380	220	220/380	19,8	11,40
HM110-10	12000	5,50	150	200	300	380	220	220/380	19,8	11,40
HM110-12	12000	7,50	300	400	600	380	220	220/380	28,7	16,6
HM110-12	12000	7,50	150	200	300	380	220	220/380	28,7	16,6
HM110-10	18000	7,50	340	600	680	380	220	220/380	28,7	16,6
HM110-10	18000	7,50	170	300	340	380	220	220/380	28,7	16,6
HM110-12	18000	9,00	340	600	680	380	220	220/380	34,5	20,0
HM110-12	18000	9,00	170	300	340	380	220	220/380	34,5	20,0



TYPE	L	Apr. Weight Kg
HM110.10_L50FK-CK-1R	315	13,000
HM110.12_L50FK-CK-1R	335	14,300

CONTENTS - İÇERİK

HMA

HMA.XX_FL20.54.13F-CK-1R
HMA.XX_FL20.54.26F-CK-2R
HMA.XX_FL20.54.30F-CK-1R
HMA.XX_FL20.63.8M-CK-1R
HMA.XX_FL20.54.30F-AK-1R
HMA.XX_FL20.63.8M-AK-1R
HMA.XX_FL25.63.8M-AK-1R
HMA.XX_FL32.63.8M-AK-1R

HMB

HMB.XX_FL20.59.13F-CK-2R
HMB.XX_FL20.59.30F-CK-2R
HMB.XX_FL30.88.28M-CK-2R
HMB.XX_FL20.59.13F-AK-2R (1R)
HMB.XX_FL20.59.30F-AK-2R (1R)

HM55

HM55.XX_FL20.54.30F-CK-1R
HM55.XX_FL20.63.8M-CK-1R
HM55.XX_FL20.63.8M-CK-2R
HM55.XX_FL32.63.8M-CK-2R

HM73

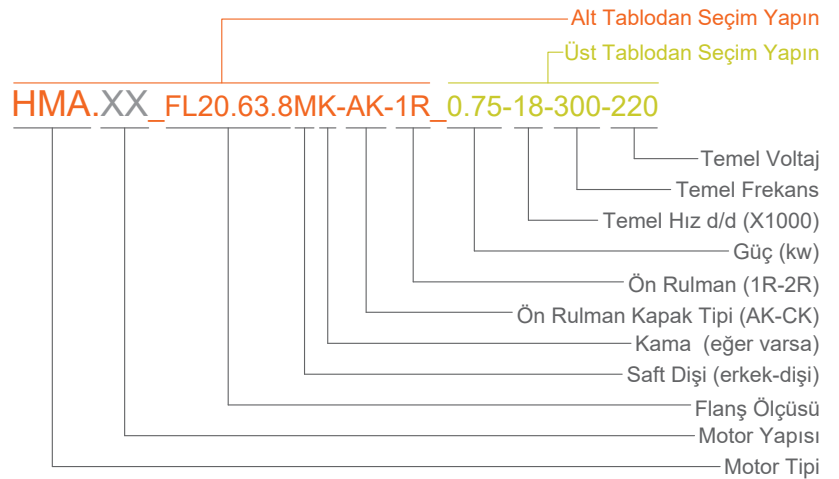
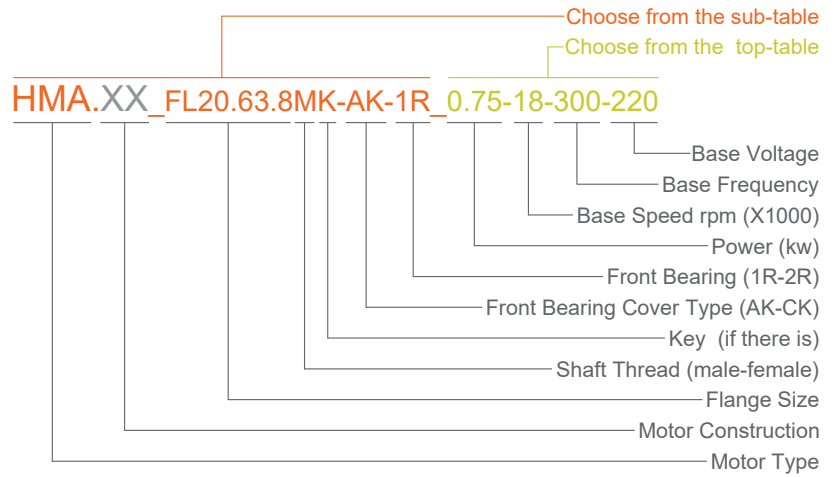
HM73.XX_FL20.59.10F-CK-2R
HM73.XX_FL20.59.30F-CK-2R
HM73.XX_FL25.88.11M-CK-2R
HM73.XX_FL25.88.28M-CK-2R
HM73.XX_FL30.88.28M-CK-2R
HM73.XX_FL20.59.8F-AK-1R

HM90

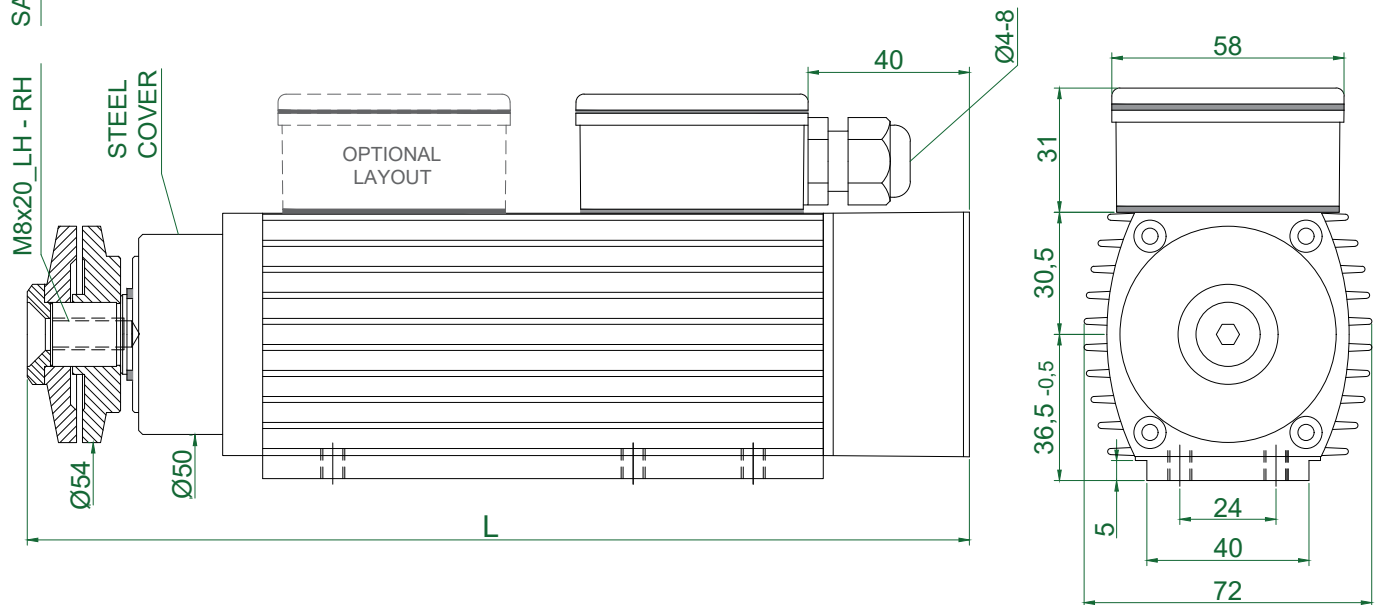

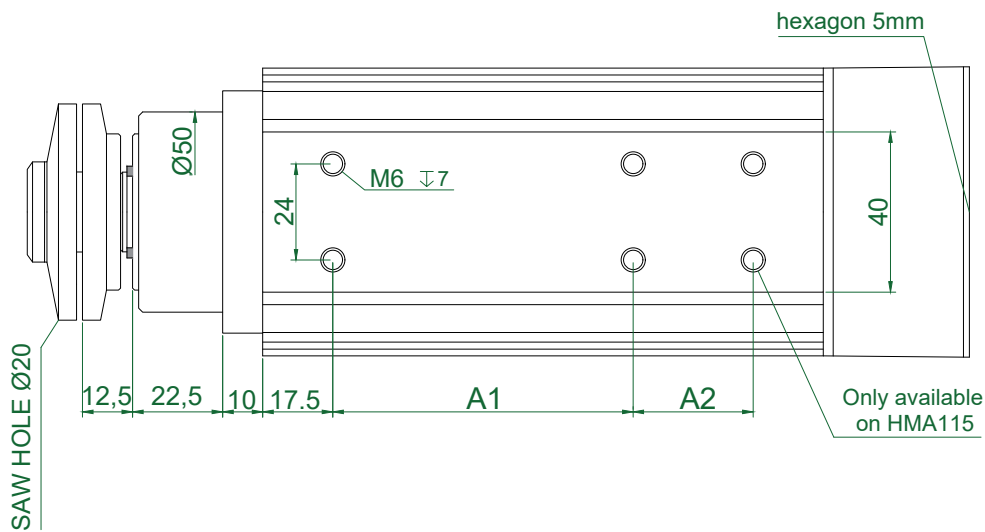
HM90.XX_FL30.88.12M-CK-2R
HM90.XX_FL30.88.28M-CK-2R

HM110

HM110.XX_FL30.98.11M-CK-1R
HM110.XX_FL30.98.14M-CK-2R
HM110.XX_FL30.98.29M-CK-2R

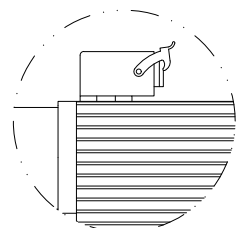


TYPE	Base Speed	Power kW	Frequency (Hz)			Voltage		Absorption		
	rpm		Min	Base	Max	Base	Optional	A (220v)	A (380v)	
HMA 85	6000	0,22	70	100	150	220	380	220/380	1,50	0,87
HMA 95	6000	0,27	70	100	150	220	380	220/380	1,90	1,10
HMA 115	6000	0,37	70	100	150	220	380	220/380	2,20	1,20
HMA 55	12000	0,20	150	200	300	220	380	220/380	1,44	0,84
HMA 60	12000	0,22	150	200	300	220	380	220/380	1,50	0,87
HMA 70	12000	0,35	150	200	300	220	380	220/380	2,00	1,16
HMA 85	12000	0,37	150	200	300	220	380	220/380	2,20	1,20
HMA 95	12000	0,55	150	200	300	220	380	220/380	2,60	1,50
HMA 115	12000	0,75	150	200	300	220	380	220/380	3,80	2,20

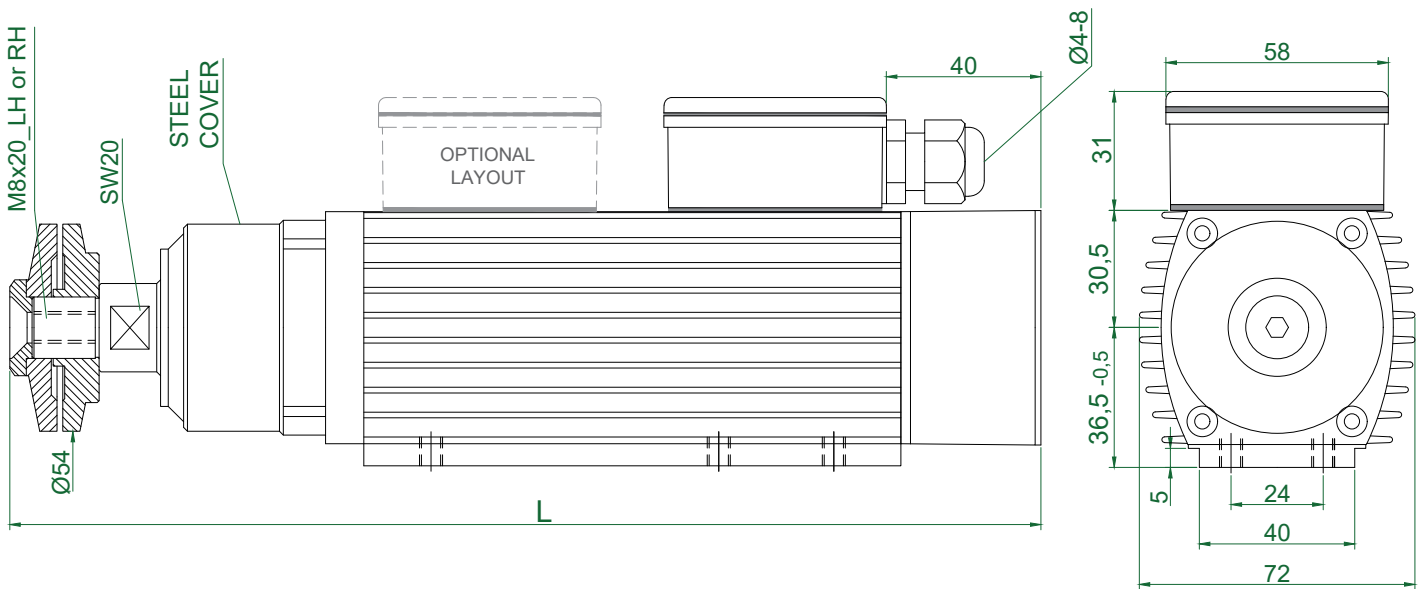
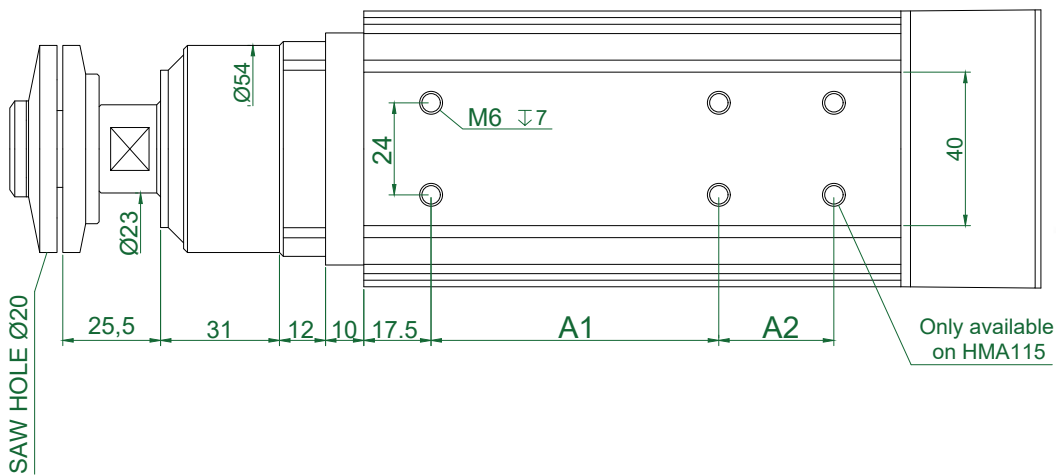


TYPE	A1	A2	L	Apr. Weight Kg
HMA 55_FL20.54.13F-CK-1R	60	-	196	2,400
HMA 60_FL20.54.13F-CK-1R	60	-	201	2,450
HMA 70_FL20.54.13F-CK-1R	75	-	211	2,550
HMA 85_FL20.54.13F-CK-1R	75	-	226	2,900
HMA 95_FL20.54.13F-CK-1R	75	-	236	3,050
HMA 115_FL20.54.13F-CK-1R	75	30	256	3,400

Plug Connection
(optional)

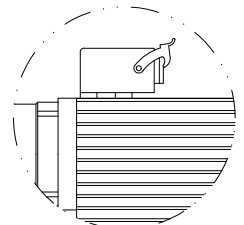


TYPE	Base Speed	Power kW	Frequency (Hz)			Voltage		Absorption		
	rpm		Min	Base	Max	Base	Optional	A (220v)	A (380v)	
HMA 85	6000	0,22	70	100	150	220	380	220/380	1,50	0,87
HMA 95	6000	0,27	70	100	150	220	380	220/380	1,90	1,10
HMA 115	6000	0,37	70	100	150	220	380	220/380	2,20	1,20
HMA 55	12000	0,20	150	200	300	220	380	220/380	1,44	0,84
HMA 60	12000	0,22	150	200	300	220	380	220/380	1,50	0,87
HMA 70	12000	0,35	150	200	300	220	380	220/380	2,00	1,16
HMA 85	12000	0,37	150	200	300	220	380	220/380	2,20	1,20
HMA 95	12000	0,55	150	200	300	220	380	220/380	2,60	1,50
HMA 115	12000	0,75	150	200	300	220	380	220/380	3,80	2,20

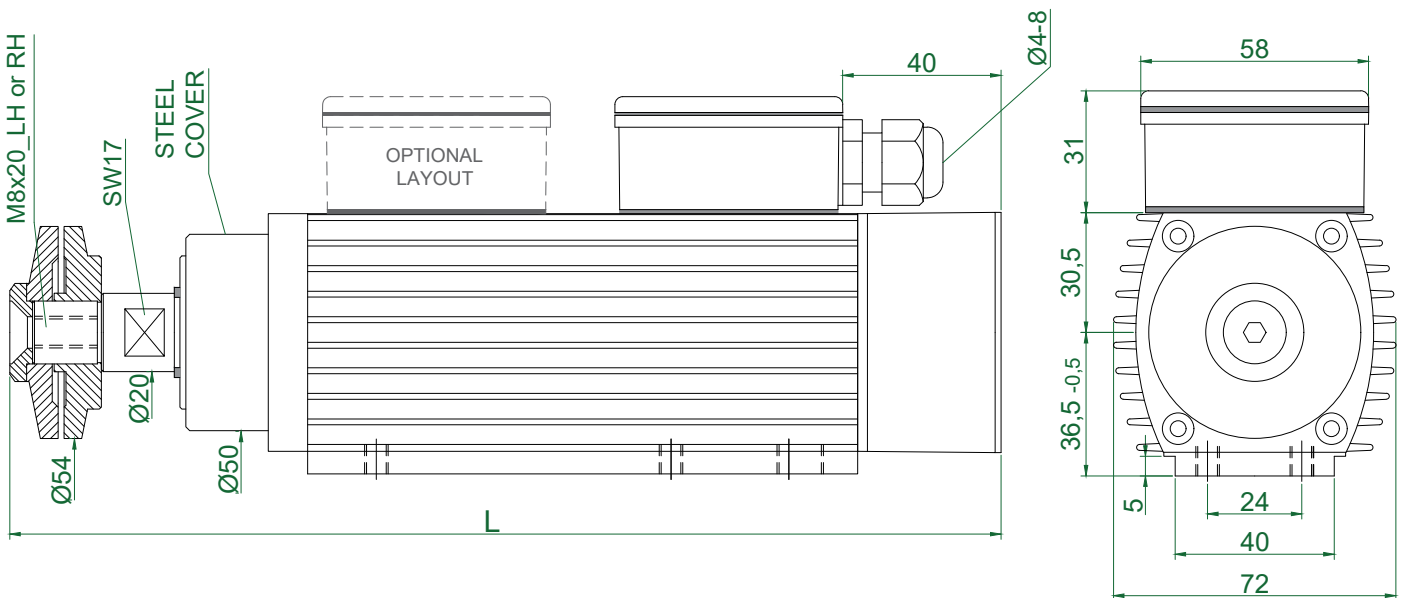

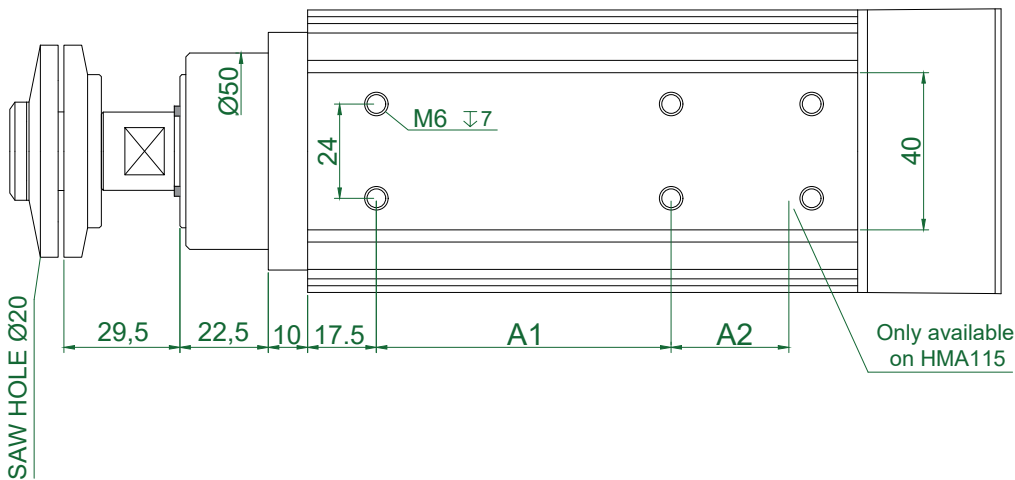


TYPE	A1	A2	L	Apr. Weight Kg
HMA 55_FL20.54.26F-CK-2R	60	-	229	2,750
HMA 60_FL20.54.26F-CK-2R	60	-	234	2,800
HMA 70_FL20.54.26F-CK-2R	75	-	244	2,900
HMA 85_FL20.54.26F-CK-2R	75	-	259	3,250
HMA 95_FL20.54.26F-CK-2R	75	-	269	3,400
HMA 115_FL20.54.26F-CK-2R	75	30	289	3,800

Plug Connection
(optional)

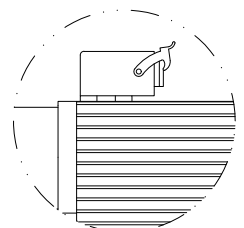


TYPE	Base Speed	Power kW	Frequency (Hz)			Voltage		Absorption		
	rpm		Min	Base	Max	Base	Optional	A (220v)	A (380v)	
HMA 85	6000	0,22	70	100	150	220	380	220/380	1,50	0,87
HMA 95	6000	0,27	70	100	150	220	380	220/380	1,90	1,10
HMA 115	6000	0,37	70	100	150	220	380	220/380	2,20	1,20
HMA 55	12000	0,20	150	200	300	220	380	220/380	1,44	0,84
HMA 60	12000	0,22	150	200	300	220	380	220/380	1,50	0,87
HMA 70	12000	0,35	150	200	300	220	380	220/380	2,00	1,16
HMA 85	12000	0,37	150	200	300	220	380	220/380	2,20	1,20
HMA 95	12000	0,55	150	200	300	220	380	220/380	2,60	1,50
HMA 115	12000	0,75	150	200	300	220	380	220/380	3,80	2,20

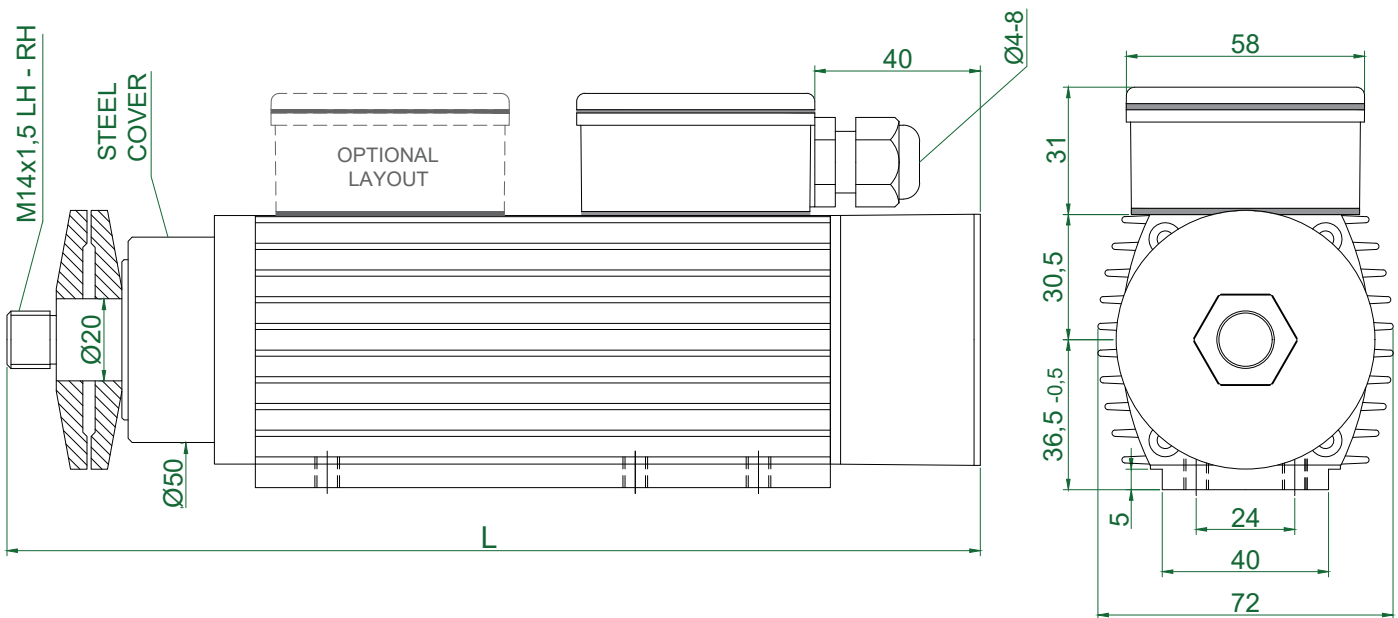

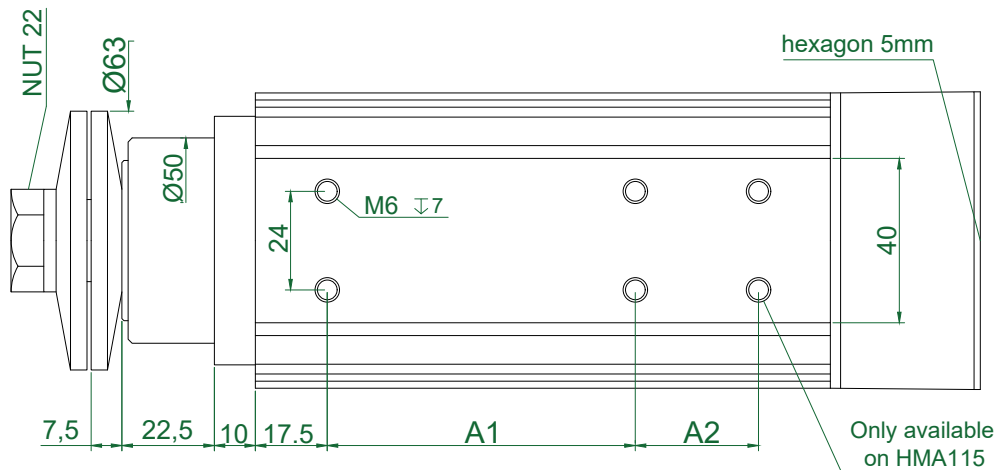


TYPE	A1	A2	L	Apr. Weight Kg
HMA 55_FL20.54.30F-CK-1R	60	-	213	2,450
HMA 60_FL20.54.30F-CK-1R	60	-	218	2,500
HMA 70_FL20.54.30F-CK-1R	75	-	228	2,600
HMA 85_FL20.54.30F-CK-1R	75	-	243	2,950
HMA 95_FL20.54.30F-CK-1R	75	-	253	3,100
HMA 115_FL20.54.30F-CK-1R	75	30	273	3,450

Plug Connection
(optional)

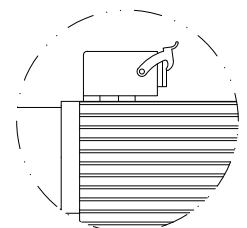


TYPE	Base Speed	Power	Frequency (Hz)			Voltage		Absorption		
	rpm	kW	Min	Base	Max	Base	Optional	A (220v)	A (380v)	
HMA 85	6000	0,22	70	100	150	220	380	220/380	1,50	0,87
HMA 95	6000	0,27	70	100	150	220	380	220/380	1,90	1,10
HMA 115	6000	0,37	70	100	150	220	380	220/380	2,20	1,20
HMA 55	12000	0,20	150	200	300	220	380	220/380	1,44	0,84
HMA 60	12000	0,22	150	200	300	220	380	220/380	1,50	0,87
HMA 70	12000	0,35	150	200	300	220	380	220/380	2,00	1,16
HMA 85	12000	0,37	150	200	300	220	380	220/380	2,20	1,20
HMA 95	12000	0,55	150	200	300	220	380	220/380	2,60	1,50
HMA 115	12000	0,75	150	200	300	220	380	220/380	3,80	2,20

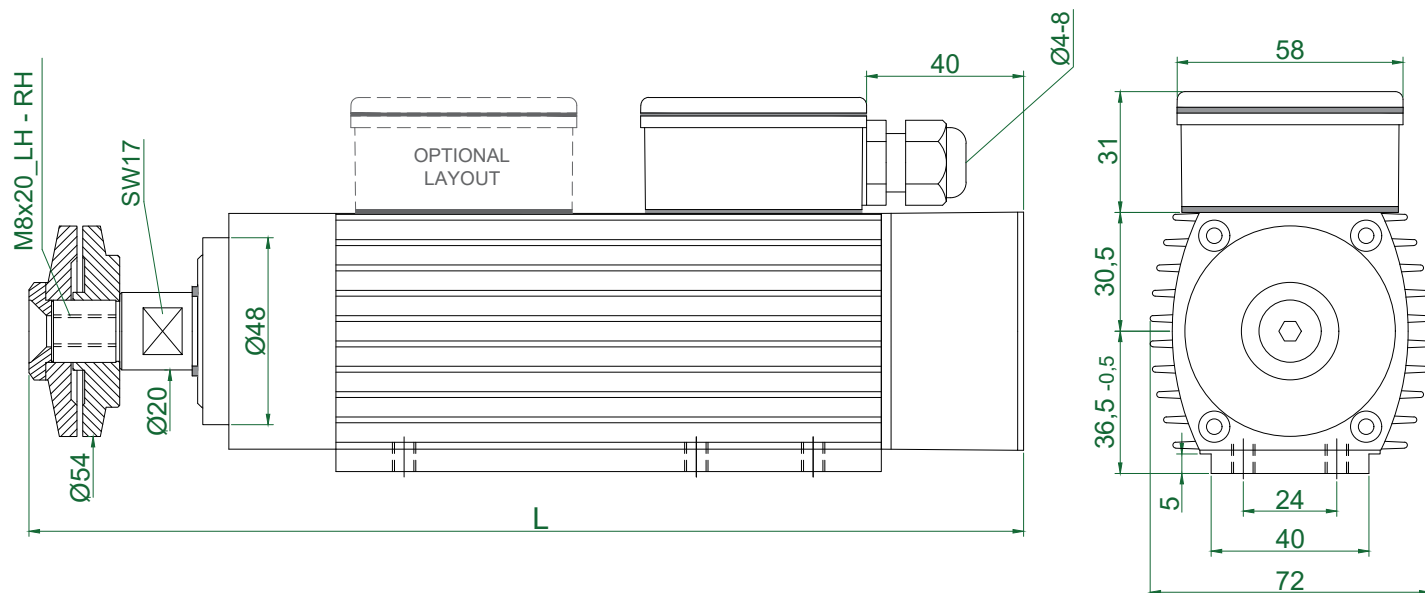
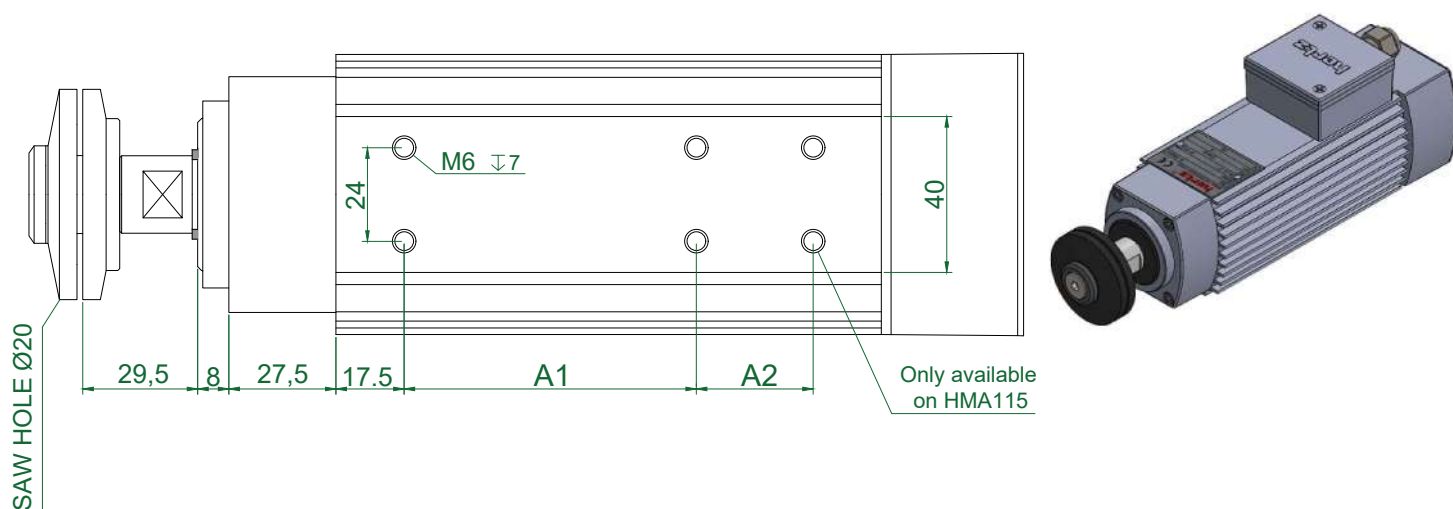


TYPE	A1	A2	L	Apr. Weight Kg
HMA 55_FL20.63.8M-CK-1R	60	-	197	2,400
HMA 60_FL20.63.8M-CK-1R	60	-	202	2,450
HMA 70_FL20.63.8M-CK-1R	75	-	212	2,550
HMA 85_FL20.63.8M-CK-1R	75	-	227	2,900
HMA 95_FL20.63.8M-CK-1R	75	-	237	3,100
HMA 115_FL20.63.8M-CK-1R	75	30	257	3,450

Plug Connection (optional)

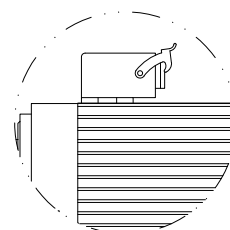


TYPE	Base Speed	Power	Frequency (Hz)			Voltage		Absorption		
	rpm	kW	Min	Base	Max	Base	Optional	A (220v)	A (380v)	
HMA 85	6000	0,22	70	100	150	220	380	220/380	1,50	0,87
HMA 95	6000	0,27	70	100	150	220	380	220/380	1,90	1,10
HMA 115	6000	0,37	70	100	150	220	380	220/380	2,20	1,20
HMA 55	12000	0,20	150	200	300	220	380	220/380	1,44	0,84
HMA 60	12000	0,22	150	200	300	220	380	220/380	1,50	0,87
HMA 70	12000	0,35	150	200	300	220	380	220/380	2,00	1,16
HMA 85	12000	0,37	150	200	300	220	380	220/380	2,20	1,20
HMA 95	12000	0,55	150	200	300	220	380	220/380	2,60	1,50
HMA 115	12000	0,75	150	200	300	220	380	220/380	3,80	2,20

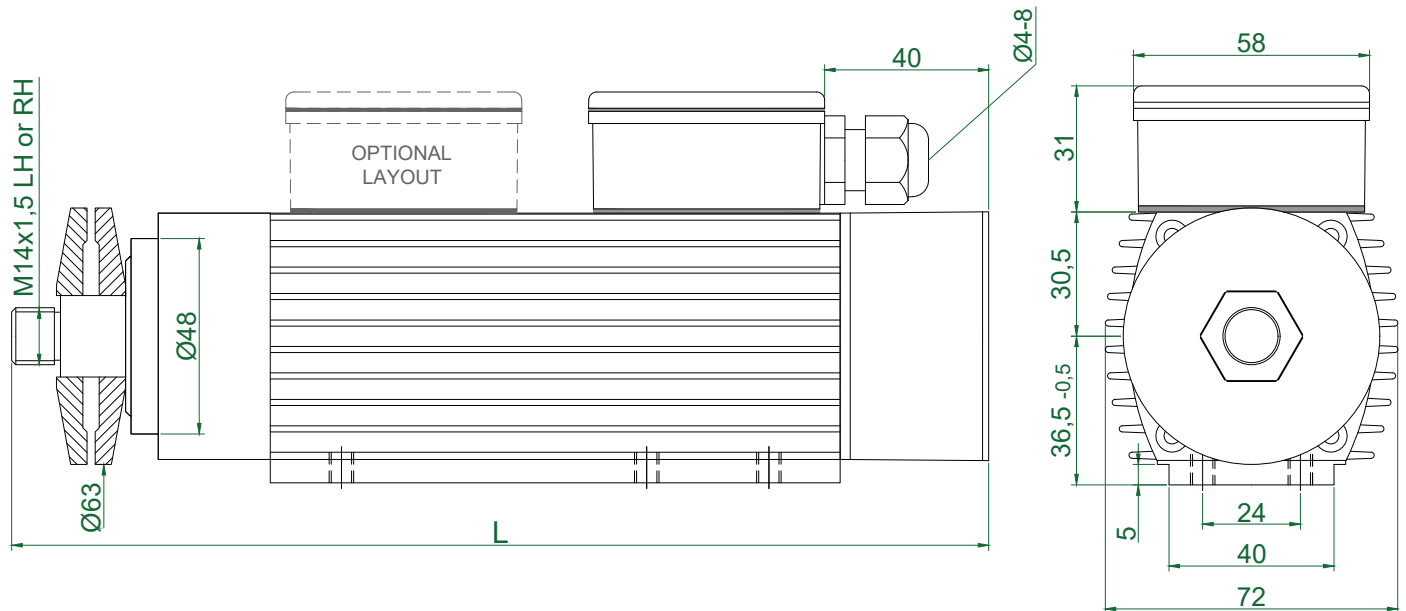

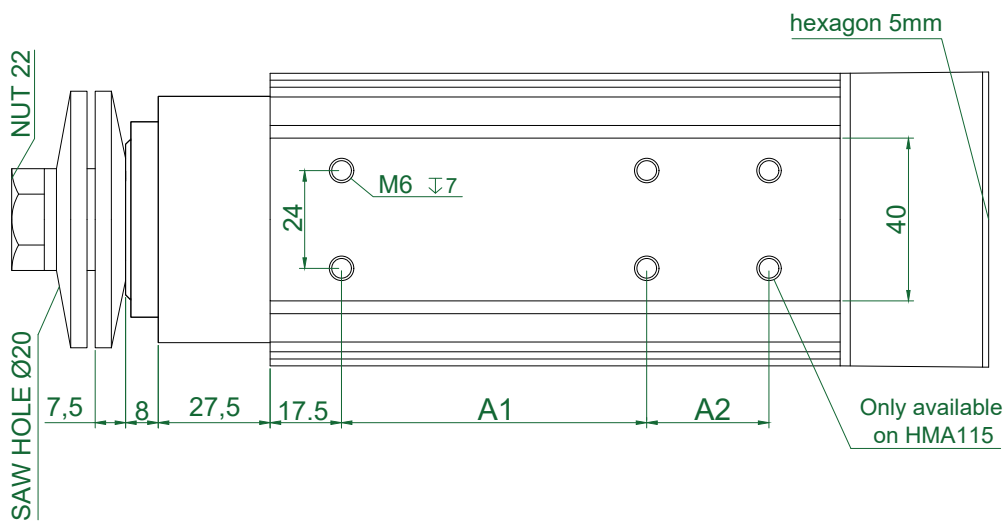


TYPE	A1	A2	L	Apr. Weight Kg
HMA 55_FL20.54.30F-AK-1R	60	-	216	2,700
HMA 60_FL20.54.30F-AK-1R	60	-	221	2,750
HMA 70_FL20.54.30F-AK-1R	75	-	231	2,850
HMA 85_FL20.54.30F-AK-1R	75	-	246	3,250
HMA 95_FL20.54.30F-AK-1R	75	-	256	3,350
HMA 115_FL20.54.30F-AK-1R	75	30	276	3,700

Plug Connection (optional)

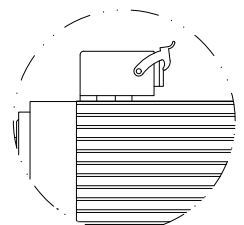


TYPE	Base Speed	Power	Frequency (Hz)			Voltage		Absorption		
	rpm	kW	Min	Base	Max	Base	Optional	A (220v)	A (380v)	
HMA 85	6000	0,22	70	100	150	220	380	220/380	1,50	0,87
HMA 95	6000	0,27	70	100	150	220	380	220/380	1,90	1,10
HMA 115	6000	0,37	70	100	150	220	380	220/380	2,20	1,20
HMA 55	12000	0,20	150	200	300	220	380	220/380	1,44	0,84
HMA 60	12000	0,22	150	200	300	220	380	220/380	1,50	0,87
HMA 70	12000	0,35	150	200	300	220	380	220/380	2,00	1,16
HMA 85	12000	0,37	150	200	300	220	380	220/380	2,20	1,20
HMA 95	12000	0,55	150	200	300	220	380	220/380	2,60	1,50
HMA 115	12000	0,75	150	200	300	220	380	220/380	3,80	2,20

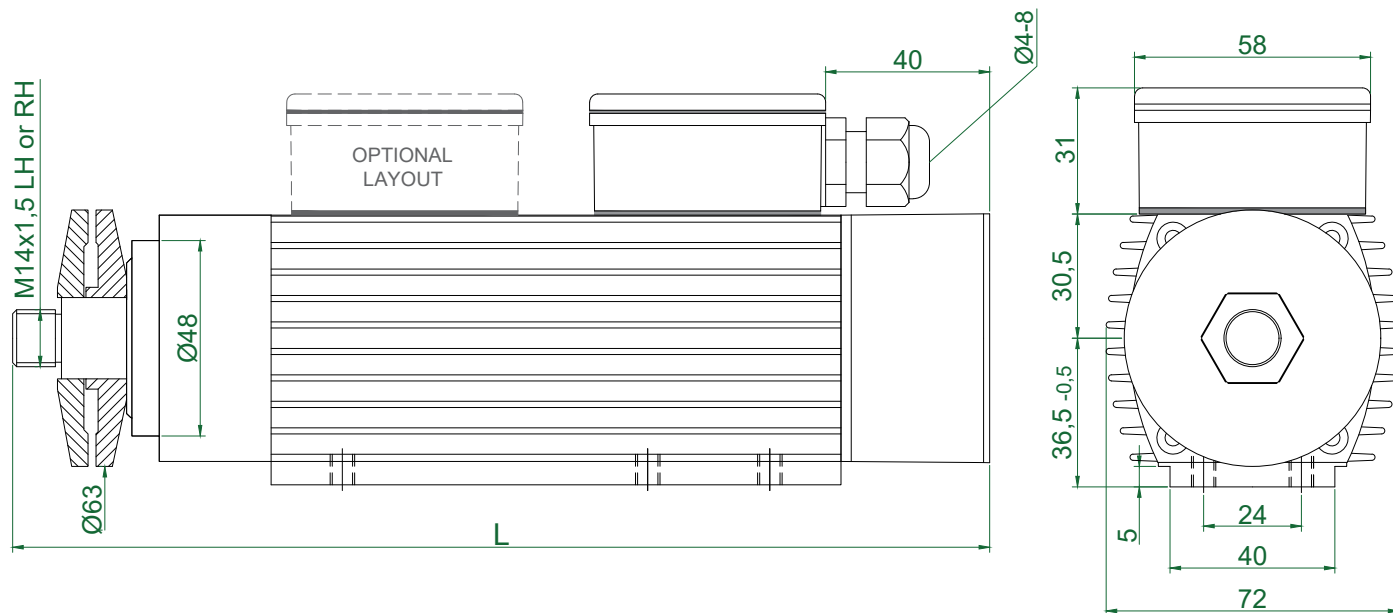

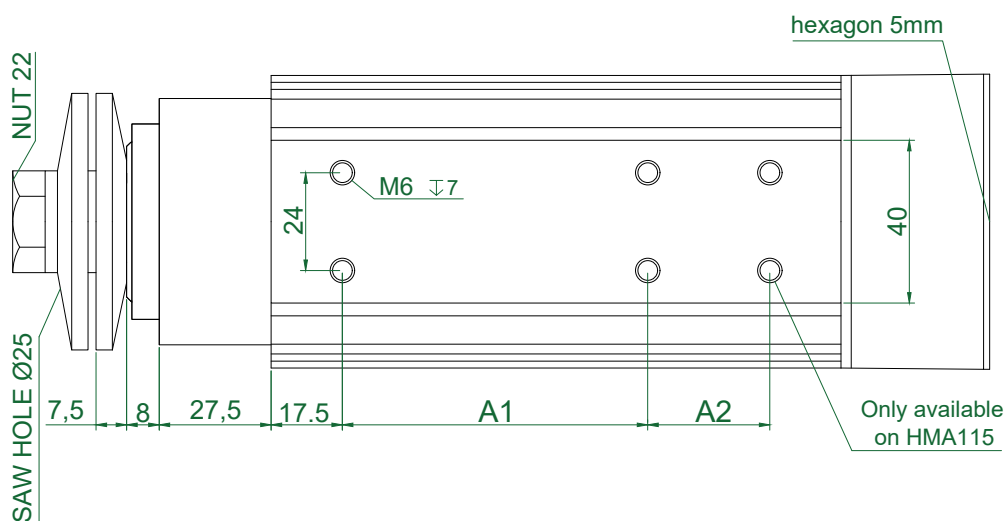


TYPE	A1	A2	L	Apr. Weight Kg
HMA 55_FL20.63.8M-AK-1R	60	-	200	2,400
HMA 60_FL20.63.8M-AK-1R	60	-	205	2,450
HMA 70_FL20.63.8M-AK-1R	75	-	215	2,550
HMA 85_FL20.63.8M-AK-1R	75	-	230	2,900
HMA 95_FL20.63.8M-AK-1R	75	-	240	3,050
HMA 115_FL20.63.8M-AK-1R	75	30	260	3,400

Plug Connection (optional)

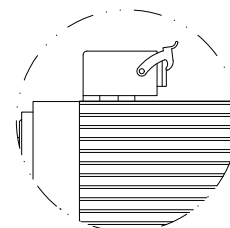


TYPE	Base Speed	Power	Frequency (Hz)			Voltage		Absorption		
	rpm	kW	Min	Base	Max	Base	Optional	A (220v)	A (380v)	
HMA 85	6000	0,22	70	100	150	220	380	220/380	1,50	0,87
HMA 95	6000	0,27	70	100	150	220	380	220/380	1,90	1,10
HMA 115	6000	0,37	70	100	150	220	380	220/380	2,20	1,20
HMA 55	12000	0,20	150	200	300	220	380	220/380	1,44	0,84
HMA 60	12000	0,22	150	200	300	220	380	220/380	1,50	0,87
HMA 70	12000	0,35	150	200	300	220	380	220/380	2,00	1,16
HMA 85	12000	0,37	150	200	300	220	380	220/380	2,20	1,20
HMA 95	12000	0,55	150	200	300	220	380	220/380	2,60	1,50
HMA 115	12000	0,75	150	200	300	220	380	220/380	3,80	2,20

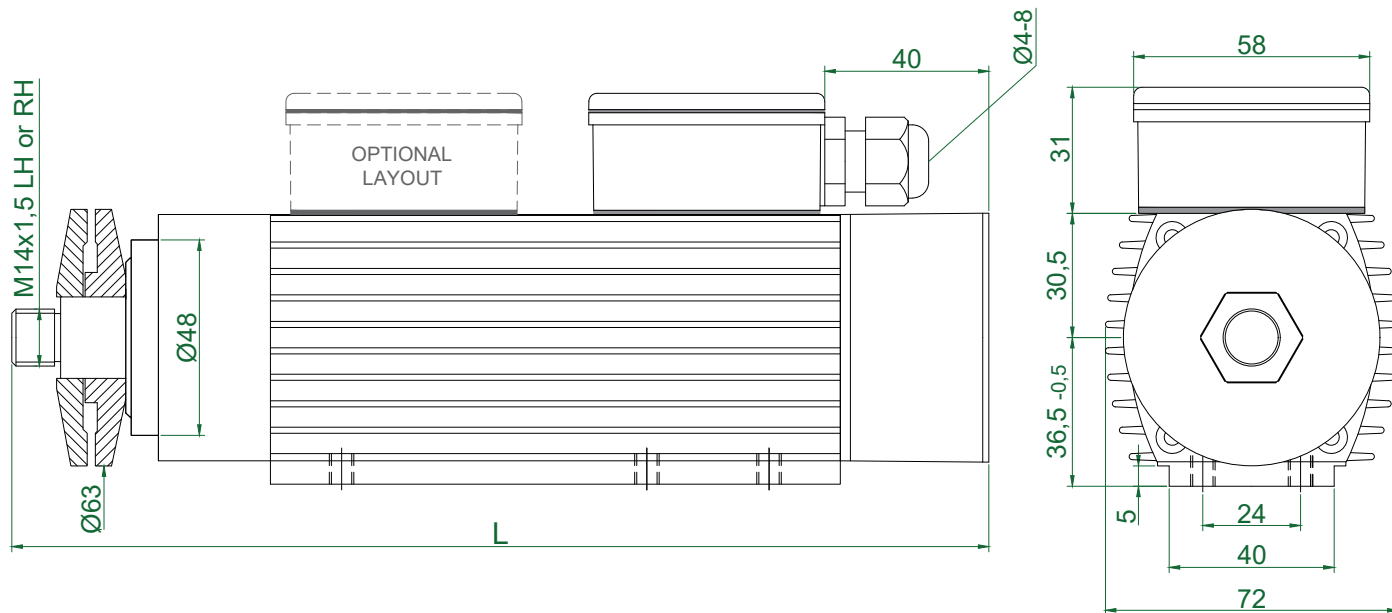

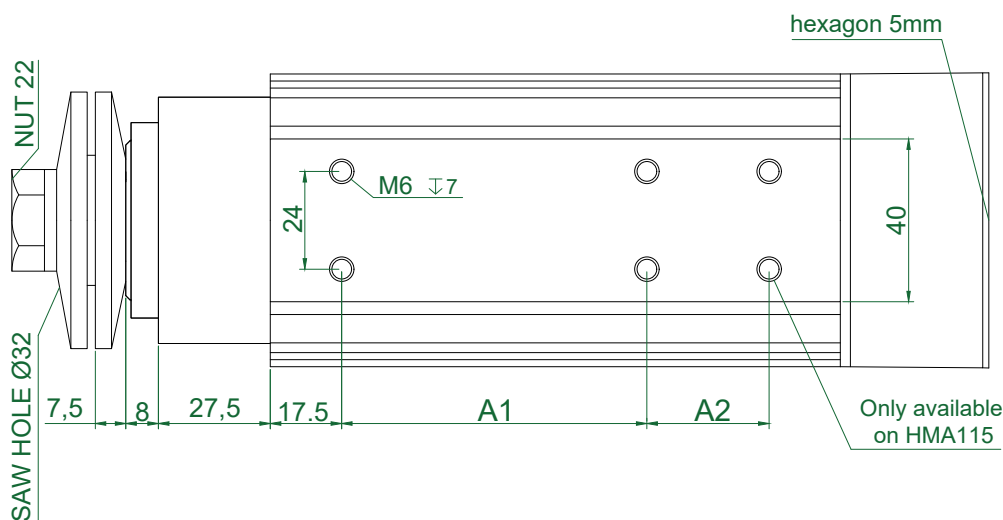


TYPE	A1	A2	L	Apr. Weight Kg
HMA 55_FL25.63.8M-AK-1R	60	-	200	2,400
HMA 60_FL25.63.8M-AK-1R	60	-	205	2,450
HMA 70_FL25.63.8M-AK-1R	75	-	215	2,550
HMA 85_FL25.63.8M-AK-1R	75	-	230	2,900
HMA 95_FL25.63.8M-AK-1R	75	-	240	3,050
HMA 115_FL25.63.8M-AK-1R	75	30	260	3,400

Plug Connection (optional)

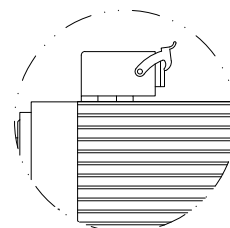


TYPE	Base Speed	Power	Frequency (Hz)			Voltage		Absorption		
	rpm	kW	Min	Base	Max	Base	Optional	A (220v)	A (380v)	
HMA 85	6000	0,22	70	100	150	220	380	220/380	1,50	0,87
HMA 95	6000	0,27	70	100	150	220	380	220/380	1,90	1,10
HMA 115	6000	0,37	70	100	150	220	380	220/380	2,20	1,20
HMA 55	12000	0,20	150	200	300	220	380	220/380	1,44	0,84
HMA 60	12000	0,22	150	200	300	220	380	220/380	1,50	0,87
HMA 70	12000	0,35	150	200	300	220	380	220/380	2,00	1,16
HMA 85	12000	0,37	150	200	300	220	380	220/380	2,20	1,20
HMA 95	12000	0,55	150	200	300	220	380	220/380	2,60	1,50
HMA 115	12000	0,75	150	200	300	220	380	220/380	3,80	2,20

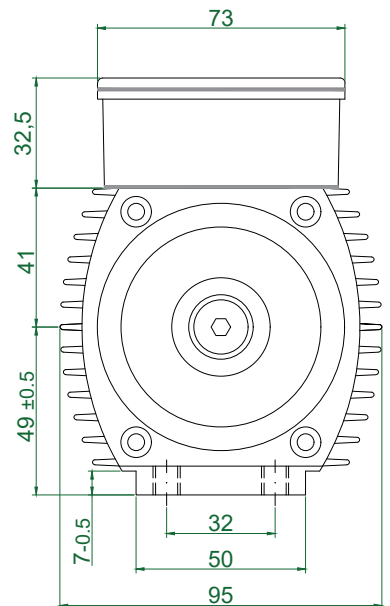
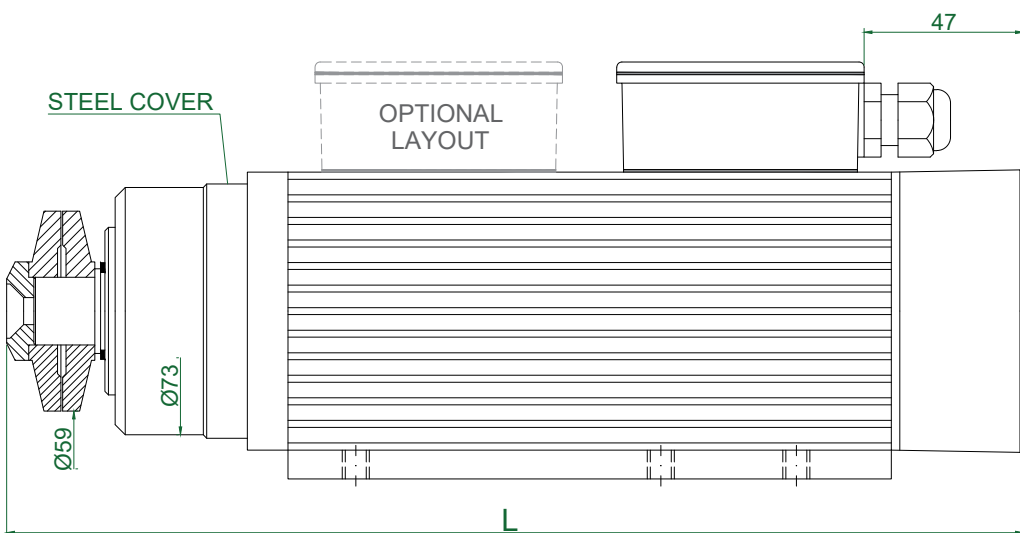
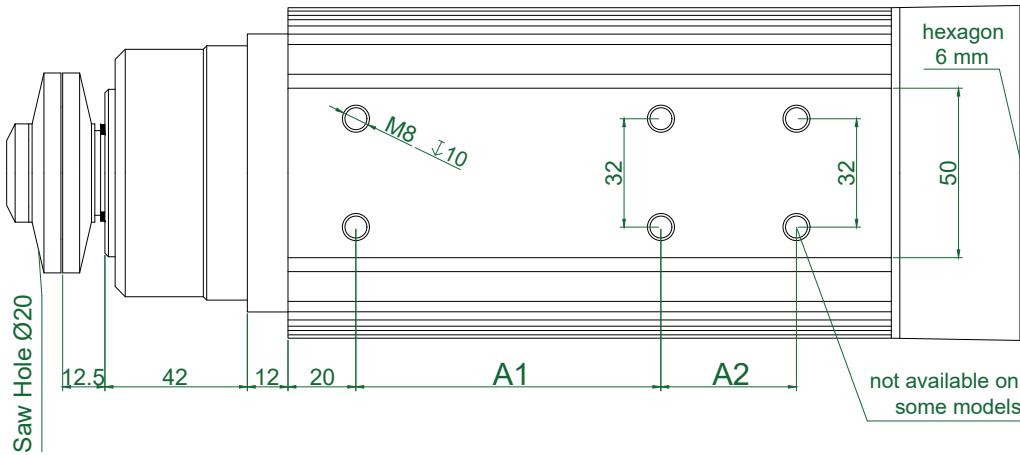


TYPE	A1	A2	L	Apr. Weight Kg
HMA 55_FL32.63.8M-AK-1R	60	-	200	2,850
HMA 60_FL32.63.8M-AK-1R	60	-	205	2,900
HMA 70_FL32.63.8M-AK-1R	75	-	215	3,000
HMA 85_FL32.63.8M-AK-1R	75	-	230	3,350
HMA 95_FL32.63.8M-AK-1R	75	-	240	3,500
HMA 115_FL32.63.8M-AK-1R	75	30	260	3,850

Plug Connection (optional)

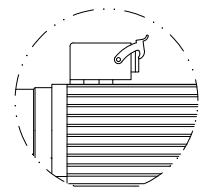


TYPE	Base Speed	Power	Frequency (Hz)			Voltage			Absorption	
	rpm	kW	Min	Base	Max	Base	Optional	A (220v)	A (380v)	
HMB 170	3000	0,55	40	50	75	380	220	220/380	2,60	1,50
HMB 90	6000	0,45	70	100	180	220	380	220/380	2,40	1,40
HMB 100	6000	0,55	70	100	180	220	380	220/380	2,60	1,50
HMB 120	6000	0,75	70	100	180	220	380	220/380	4,00	2,30
HMB 140	6000	0,95	70	100	180	220	380	220/380	4,90	2,90
HMB 170	6000	1,10	70	100	180	380	220	220/380	5,70	3,30
HMB 40	12000	0,55	150	200	300	220	380	220/380	2,60	1,50
HMB 90	12000	0,75	150	200	300	220	380	220/380	4,00	2,30
HMB 100	12000	1,10	150	200	300	220	380	220/380	5,70	3,30
HMB 120	12000	1,50	150	200	300	220	380	220/380	6,40	3,60
HMB 140	12000	2,20	150	200	300	220	380	220/380	10,0	5,80
HMB 170	12000	2,60	150	200	300	380	220	220/380	10,4	6,00

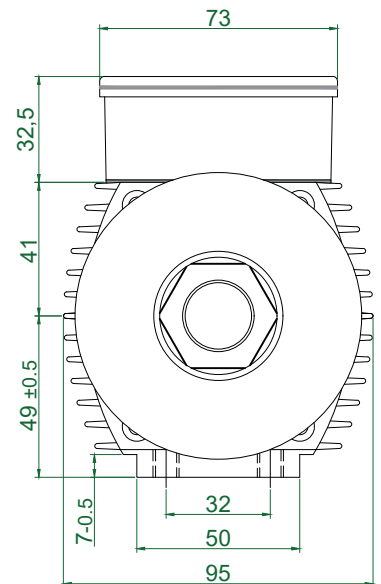
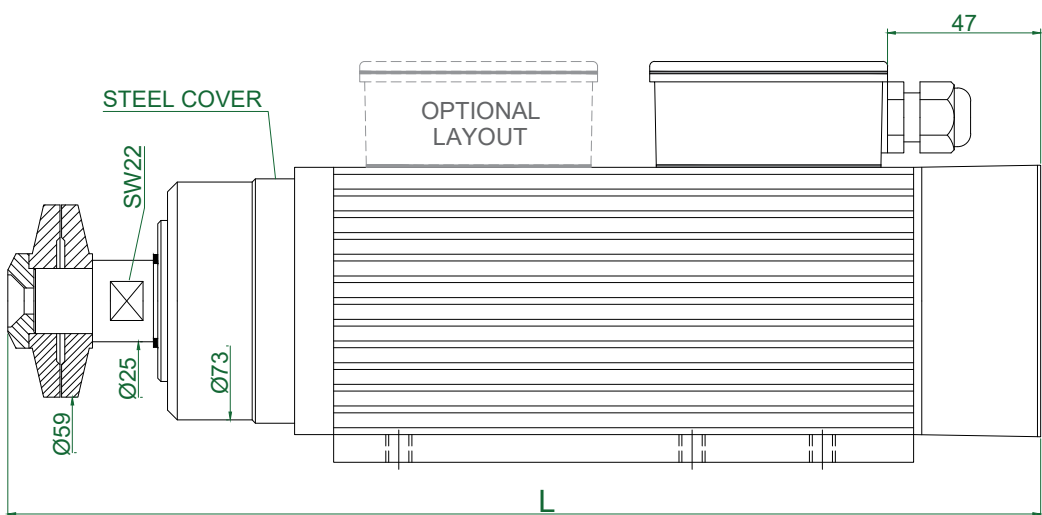

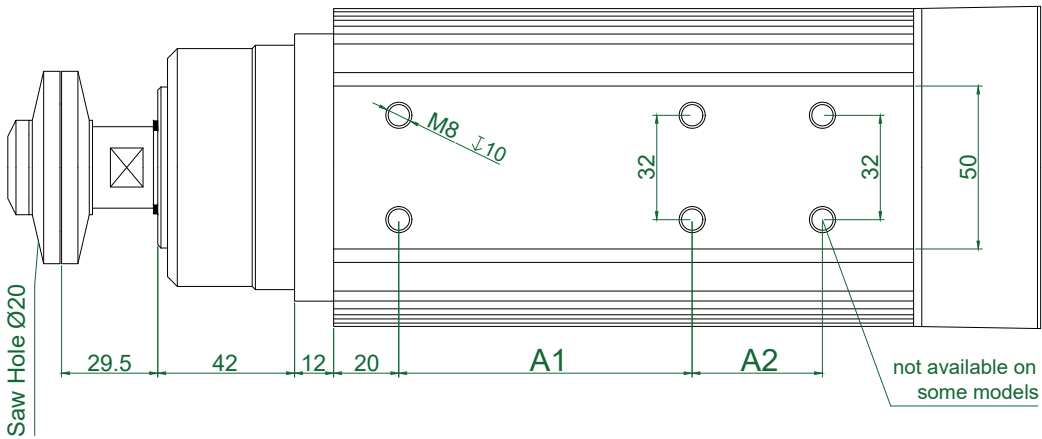


TYPE	A1	A2	L	Apr. Weight Kg
HMB 90_FL20.59.13F-CK-2R	90	-	270	6,650
HMB 100_FL20.59.13F-CK-2R	90	-	280	6,950
HMB 120_FL20.59.13F-CK-2R	90	40	300	7,650
HMB 140_FL20.59.13F-CK-2R	90	40	320	8,250
HMB 170_FL20.59.13F-CK-2R	90	40	350	9,300

Plug Connection (optional)

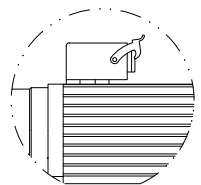


TYPE	Base Speed	Power	Frequency (Hz)			Voltage			Absorbtion	
	rpm	kW	Min	Base	Max	Base	Optional	A (220v)	A (380v)	
HMB 170	3000	0,55	40	50	75	380	220	220/380	2,60	1,50
HMB 90	6000	0,45	70	100	180	220	380	220/380	2,40	1,40
HMB 100	6000	0,55	70	100	180	220	380	220/380	2,60	1,50
HMB 120	6000	0,75	70	100	180	220	380	220/380	4,00	2,30
HMB 140	6000	0,95	70	100	180	220	380	220/380	4,90	2,90
HMB 170	6000	1,10	70	100	180	380	220	220/380	5,70	3,30
HMB 40	12000	0,55	150	200	300	220	380	220/380	2,60	1,50
HMB 90	12000	0,75	150	200	300	220	380	220/380	4,00	2,30
HMB 100	12000	1,10	150	200	300	220	380	220/380	5,70	3,30
HMB 120	12000	1,50	150	200	300	220	380	220/380	6,40	3,60
HMB 140	12000	2,20	150	200	300	220	380	220/380	10,0	5,80
HMB 170	12000	2,60	150	200	300	380	220	220/380	10,4	6,00

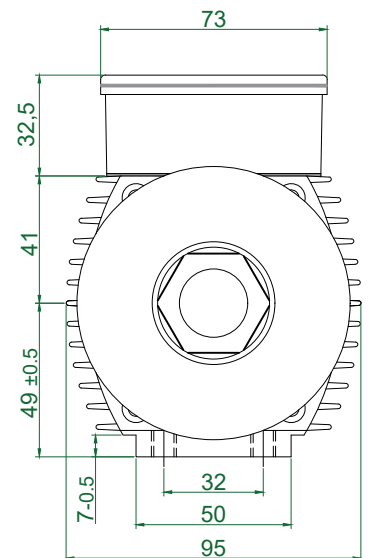
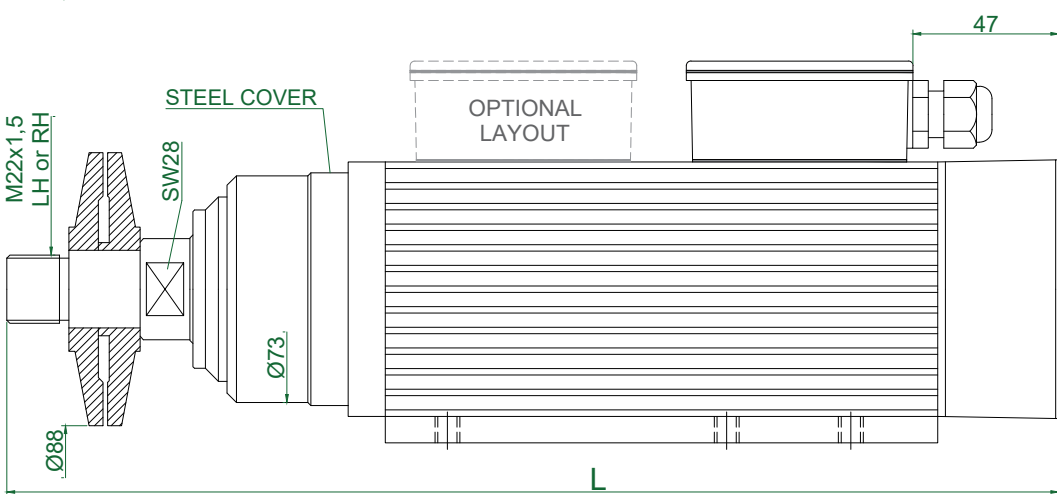
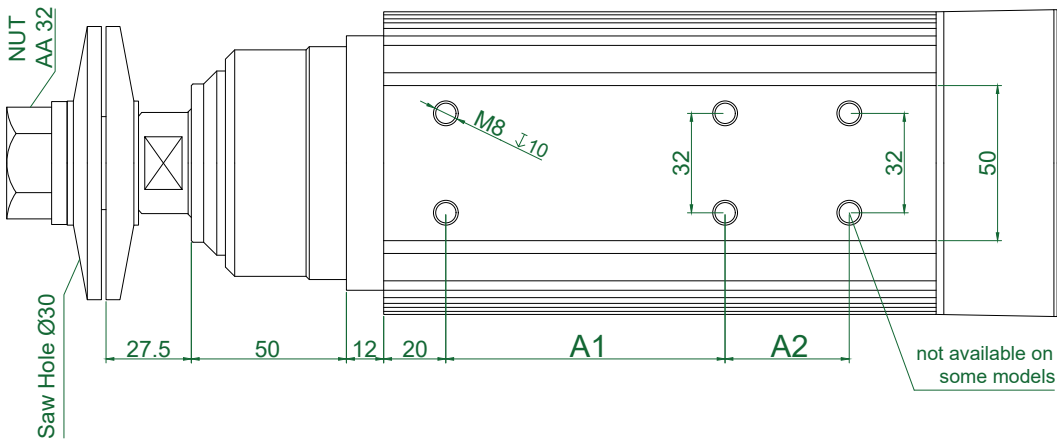


TYPE	A1	A2	L	Apr. Weight Kg
HMB 90_FL20.59.30F-CK-2R	90	-	287	6,700
HMB 100_FL20.59.30F-CK-2R	90	-	297	7,050
HMB 120_FL20.59.30F-CK-2R	90	40	317	7,700
HMB 140_FL20.59.30F-CK-2R	90	40	337	8,350
HMB 170_FL20.59.30F-CK-2R	90	40	367	9,400

Plug Connection (optional)

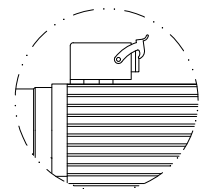


TYPE	Base Speed	Power	Frequency (Hz)			Voltage			Absorption	
	rpm	kW	Min	Base	Max	Base	Optional	A (220v)	A (380v)	
HMB 170	3000	0,55	40	50	75	380	220	220/380	2,60	1,50
HMB 90	6000	0,45	70	100	180	220	380	220/380	2,40	1,40
HMB 100	6000	0,55	70	100	180	220	380	220/380	2,60	1,50
HMB 120	6000	0,75	70	100	180	220	380	220/380	4,00	2,30
HMB 140	6000	0,95	70	100	180	220	380	220/380	4,90	2,90
HMB 170	6000	1,10	70	100	180	380	220	220/380	5,70	3,30
HMB 40	12000	0,55	150	200	300	220	380	220/380	2,60	1,50
HMB 90	12000	0,75	150	200	300	220	380	220/380	4,00	2,30
HMB 100	12000	1,10	150	200	300	220	380	220/380	5,70	3,30
HMB 120	12000	1,50	150	200	300	220	380	220/380	6,40	3,60
HMB 140	12000	2,20	150	200	300	220	380	220/380	10,0	5,80
HMB 170	12000	2,60	150	200	300	380	220	220/380	10,4	6,00

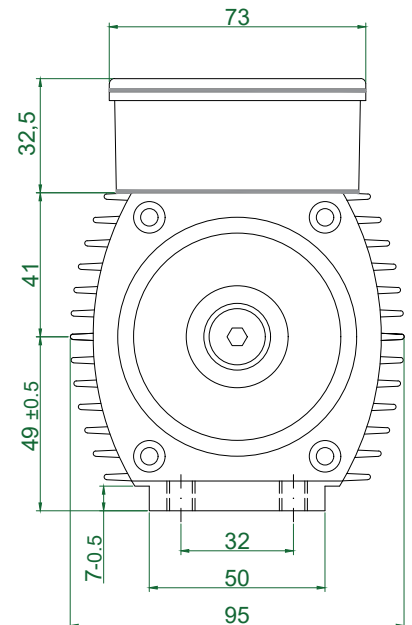
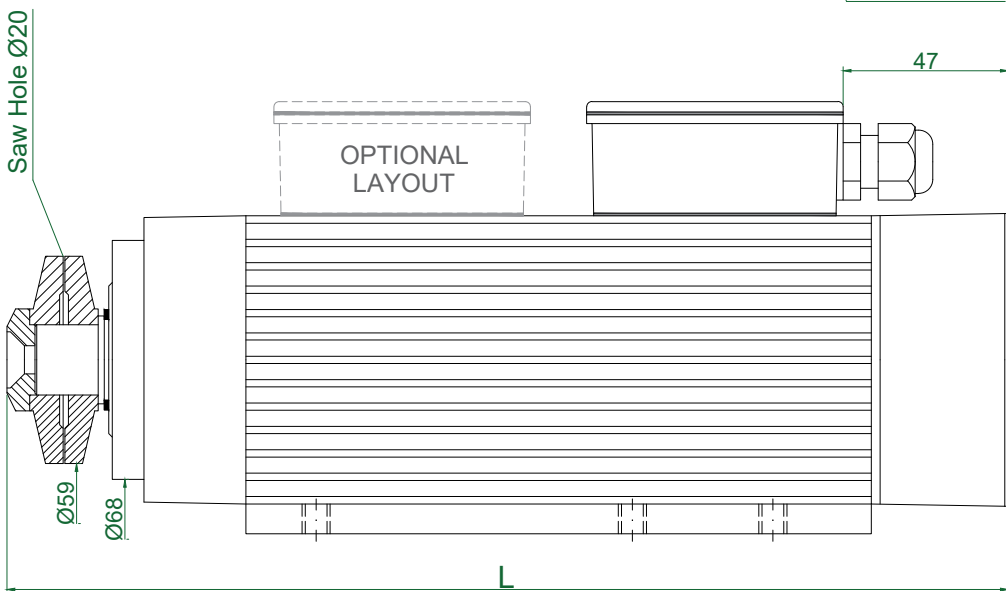
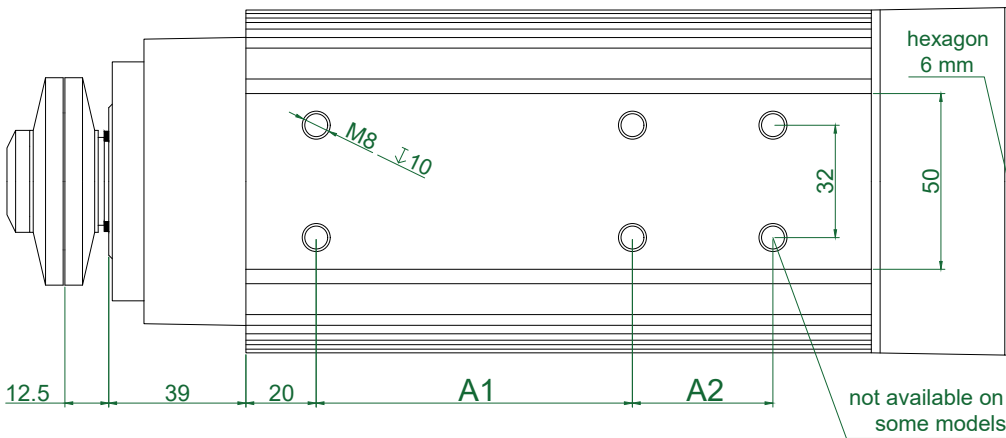


TYPE	A1	A2	L	Apr. Weight Kg
HMB90_FL30.88.28M-CK-2R	90	-	309	6,950
HMB100_FL30.88.28M-CK-2R	90	-	319	7,300
HMB120_FL30.88.28M-CK-2R	90	40	339	8,000
HMB140_FL30.88.28M-CK-2R	90	40	359	8,600
HMB170_FL30.88.28M-CK-2R	90	40	389	9,650

Plug Connection (optional)

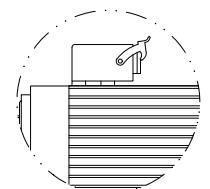


TYPE	Base Speed	Power	Frequency (Hz)			Voltage			Absorbtion	
	rpm	kW	Min	Base	Max	Base	Optional	A (220v)	A (380v)	
HMB 170	3000	0,55	40	50	75	380	220	220/380	2,60	1,50
HMB 90	6000	0,45	70	100	180	220	380	220/380	2,40	1,40
HMB 100	6000	0,55	70	100	180	220	380	220/380	2,60	1,50
HMB 120	6000	0,75	70	100	180	220	380	220/380	4,00	2,30
HMB 140	6000	0,95	70	100	180	220	380	220/380	4,90	2,90
HMB 170	6000	1,10	70	100	180	380	220	220/380	5,70	3,30
HMB 40	12000	0,55	150	200	300	220	380	220/380	2,60	1,50
HMB 90	12000	0,75	150	200	300	220	380	220/380	4,00	2,30
HMB 100	12000	1,10	150	200	300	220	380	220/380	5,70	3,30
HMB 120	12000	1,50	150	200	300	220	380	220/380	6,40	3,60
HMB 140	12000	2,20	150	200	300	220	380	220/380	10,0	5,80
HMB 170	12000	2,60	150	200	300	380	220	220/380	10,4	6,00

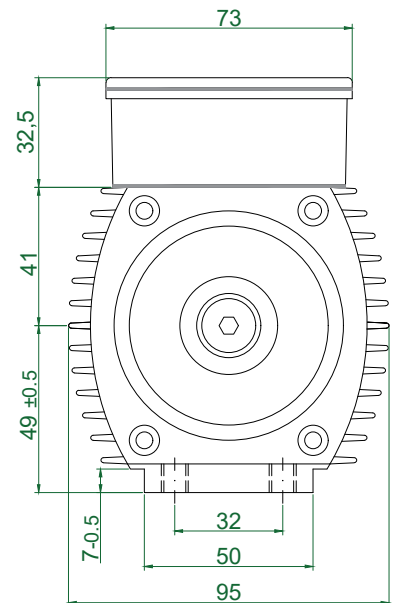
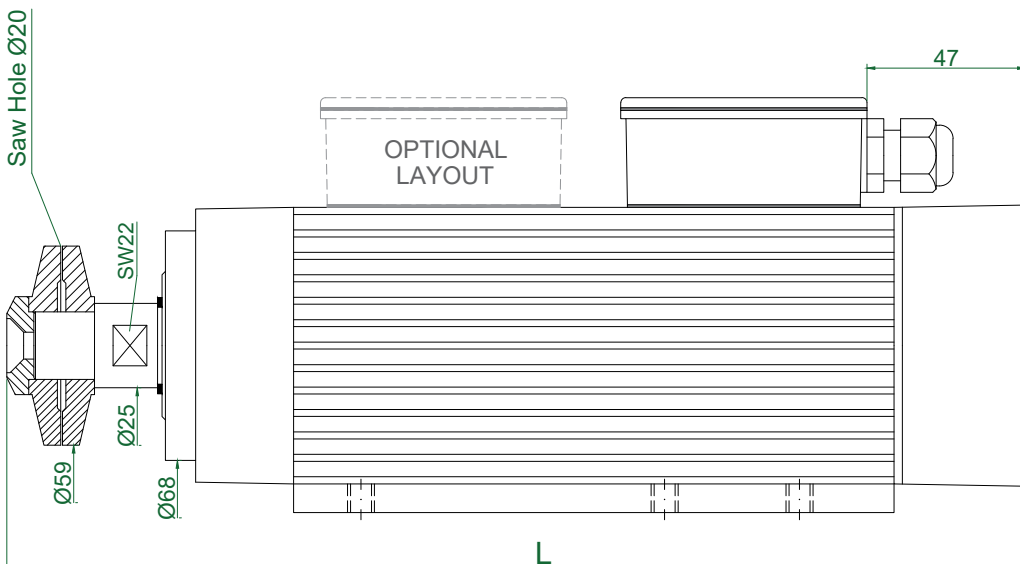

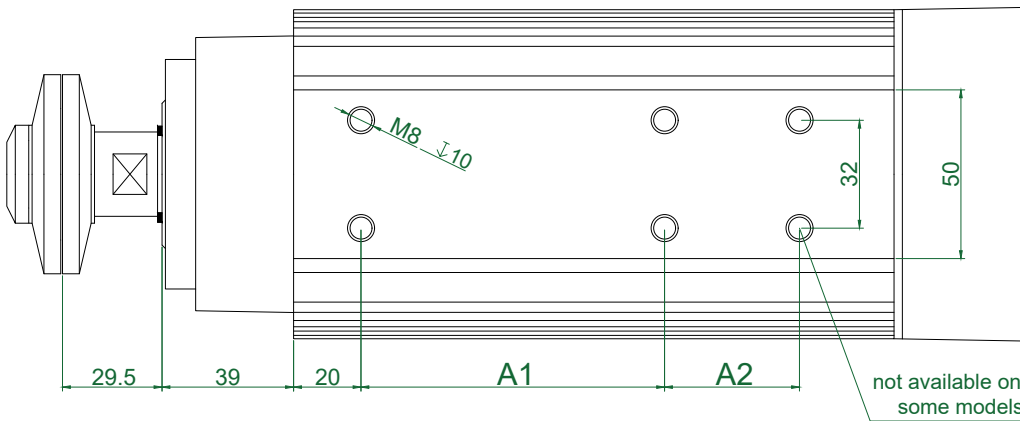


TYPE	A1	A2	L	Apr. Weight Kg
HMB90_FL20.59.13F-AK-2R (1R)	90	-	255	5,500
HMB100_FL20.59.13F-AK-2R (1R)	90	-	265	5,850
HMB120_FL20.59.13F-AK-2R (1R)	90	40	285	6,600
HMB140_FL20.59.13F-AK-2R (1R)	90	40	305	7,150
HMB170_FL20.59.13F-AK-2R (1R)	90	40	355	8,200

Plug Connection (optional)

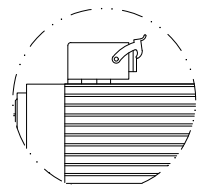


TYPE	Base Speed	Power	Frequency (Hz)			Voltage			Absorption	
	rpm	kW	Min	Base	Max	Base	Optional	A (220v)	A (380v)	
HMB 170	3000	0,55	40	50	75	380	220	220/380	2,60	1,50
HMB 90	6000	0,45	70	100	180	220	380	220/380	2,40	1,40
HMB 100	6000	0,55	70	100	180	220	380	220/380	2,60	1,50
HMB 120	6000	0,75	70	100	180	220	380	220/380	4,00	2,30
HMB 140	6000	0,95	70	100	180	220	380	220/380	4,90	2,90
HMB 170	6000	1,10	70	100	180	380	220	220/380	5,70	3,30
HMB 40	12000	0,55	150	200	300	220	380	220/380	2,60	1,50
HMB 90	12000	0,75	150	200	300	220	380	220/380	4,00	2,30
HMB 100	12000	1,10	150	200	300	220	380	220/380	5,70	3,30
HMB 120	12000	1,50	150	200	300	220	380	220/380	6,40	3,60
HMB 140	12000	2,20	150	200	300	220	380	220/380	10,0	5,80
HMB 170	12000	2,60	150	200	300	380	220	220/380	10,4	6,00

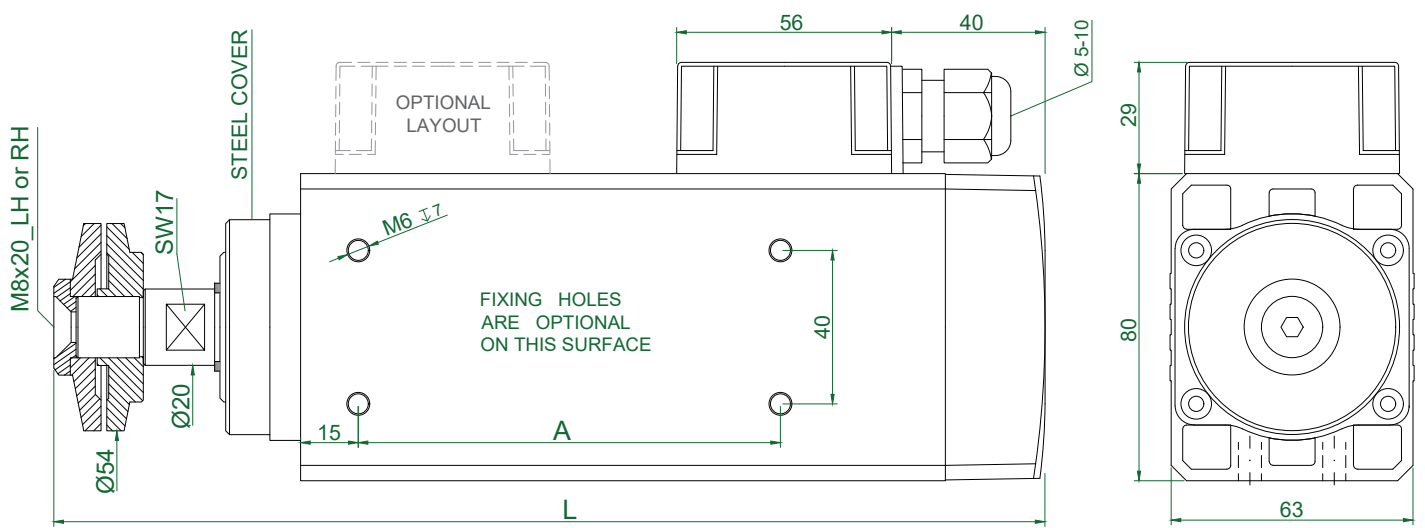

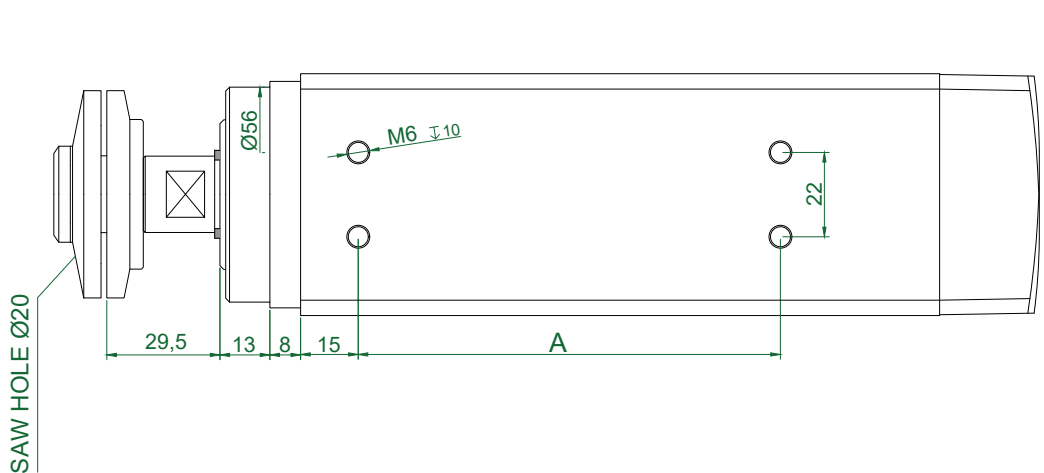


TYPE	A1	A2	L	Apr. Weight Kg
HMB90_FL20.59.30F-AK-2R (1R)	90	-	272	5,600
HMB100_FL20.59.30F-AK-2R (1R)	90	-	282	5,950
HMB120_FL20.59.30F-AK-2R (1R)	90	40	302	6,600
HMB140_FL20.59.30F-AK-2R (1R)	90	40	322	7,250
HMB170_FL20.59.30F-AK-2R (1R)	90	40	352	8,300

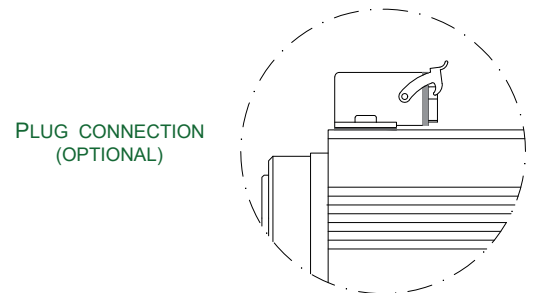
Plug Connection (optional)



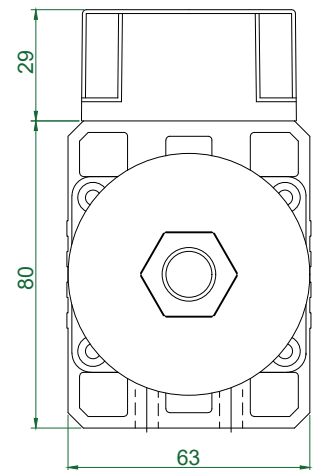
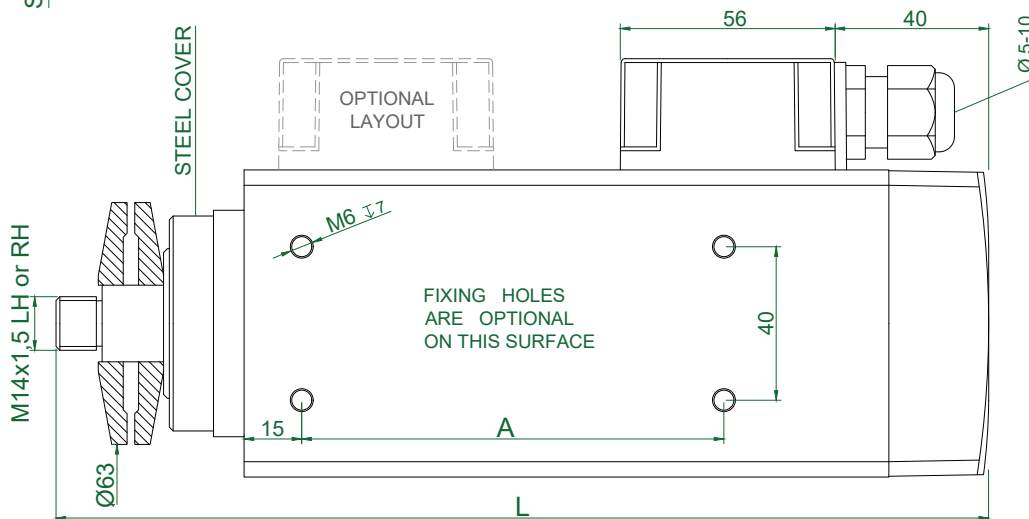

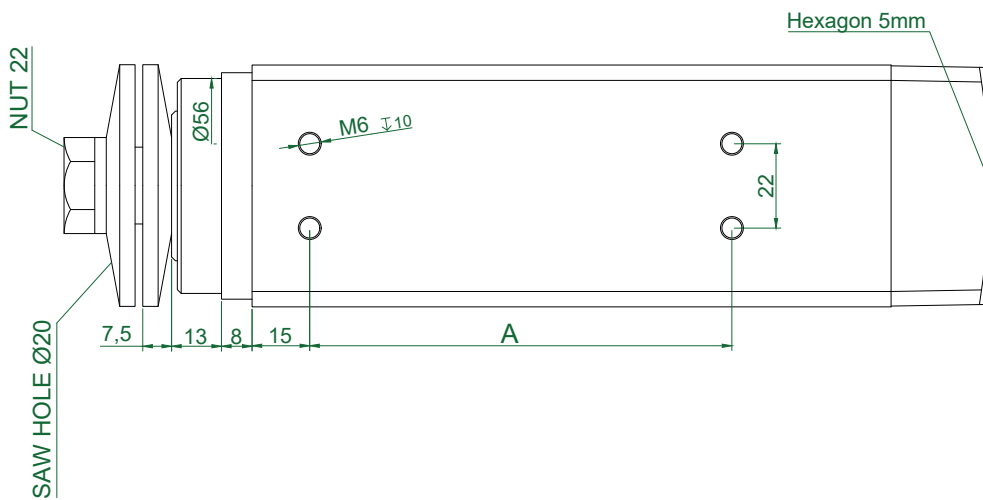
TYPE	Base Speed	Power	Frequency (Hz)			Voltage			Absorbtion	
	rpm		Min	Base	Max	Base	Optional	A (220v)	A (380v)	
HM55- 85	6000	0,22	70	100	150	220	380	220/380	1,50	0,87
HM55- 95	6000	0,27	70	100	150	220	380	220/380	1,90	1,10
HM55- 115	6000	0,37	70	100	150	220	380	220/380	2,20	1,20
HM55- 55	12000	0,20	150	200	300	220	380	220/380	1,44	0,84
HM55- 60	12000	0,22	150	200	300	220	380	220/380	1,50	0,87
HM55- 70	12000	0,35	150	200	300	220	380	220/380	2,00	1,16
HM55- 85	12000	0,37	150	200	300	220	380	220/380	2,20	1,20
HM55- 95	12000	0,55	150	200	300	220	380	220/380	2,60	1,50
HM55- 115	12000	0,75	150	200	300	220	380	220/380	3,80	2,20



TYPE	A	L	Apr. Weight Kg
HM55.55_FL20.54.30F-CK-1R	85	218	2,750
HM55.60_FL20.54.30F-CK-1R	85	223	2,800
HM55.70_FL20.54.30F-CK-1R	85	233	2,950
HM55.85_FL20.54.30F-CK-1R	110	248	3,200
HM55.95_FL20.54.30F-CK-1R	110	258	3,350
HM55.115_FL20.54.30F-CK-1R	110	278	3,700

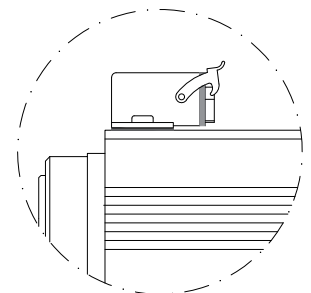


TYPE	Base Speed	Power kW	Frequency (Hz)			Voltage			Absorption	
	rpm		Min	Base	Max	Base	Optional	A (220v)	A (380v)	
HM55- 85	6000	0,22	70	100	150	220	380	220/380	1,50	0,87
HM55- 95	6000	0,27	70	100	150	220	380	220/380	1,90	1,10
HM55- 115	6000	0,37	70	100	150	220	380	220/380	2,20	1,20
HM55- 55	12000	0,20	150	200	300	220	380	220/380	1,44	0,84
HM55- 60	12000	0,22	150	200	300	220	380	220/380	1,50	0,87
HM55- 70	12000	0,35	150	200	300	220	380	220/380	2,00	1,16
HM55- 85	12000	0,37	150	200	300	220	380	220/380	2,20	1,20
HM55- 95	12000	0,55	150	200	300	220	380	220/380	2,60	1,50
HM55- 115	12000	0,75	150	200	300	220	380	220/380	3,80	2,20

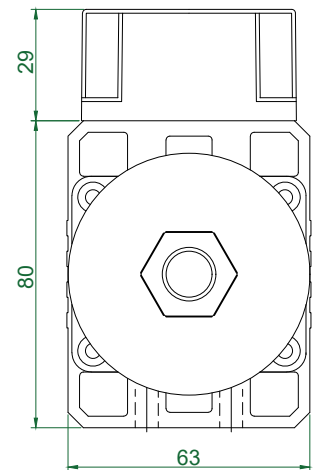
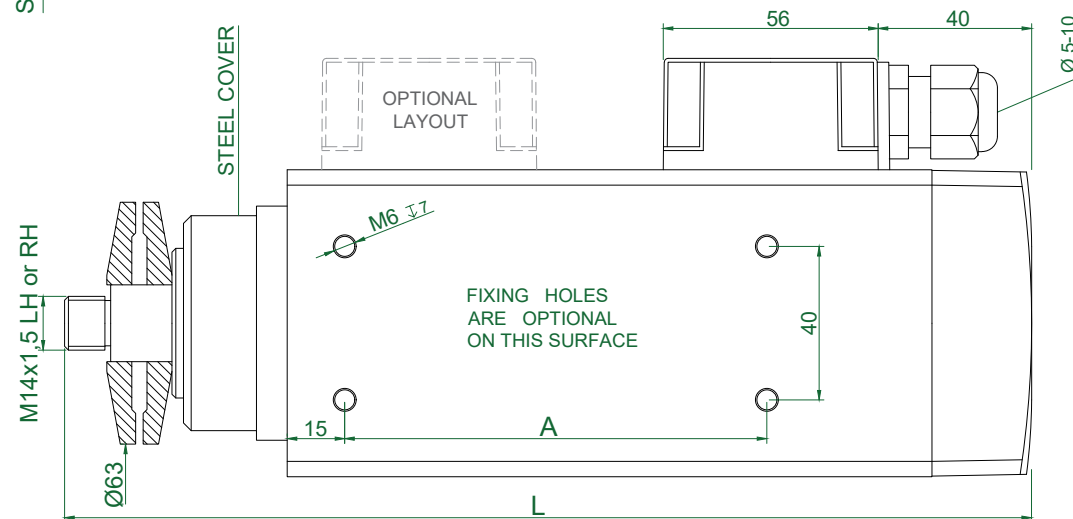

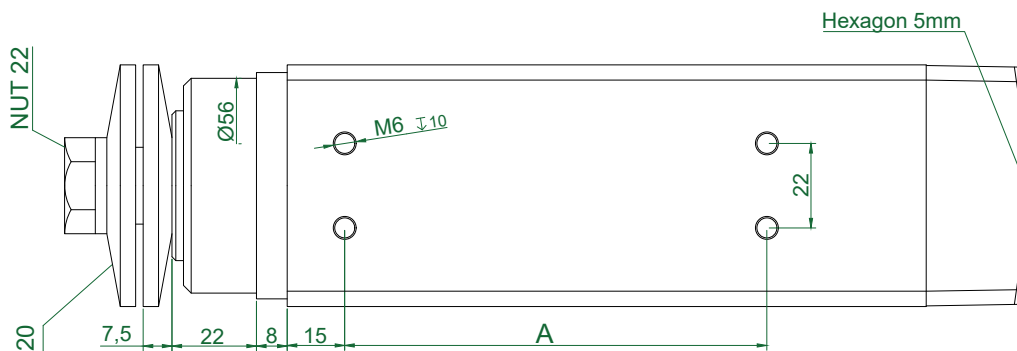


TYPE	A	L	Apr. Weight Kg
HM55.55_FL20.63.8M-CK-1R	85	203	2,750
HM55.60_FL20.63.8M-CK-1R	85	208	2,800
HM55.70_FL20.63.8M-CK-1R	85	218	2,950
HM55.85_FL20.63.8M-CK-1R	110	233	3,200
HM55.95_FL20.63.8M-CK-1R	110	243	3,350
HM55.115_FL20.63.8M-CK-1R	110	263	3,700

PLUG CONNECTION
(OPTIONAL)

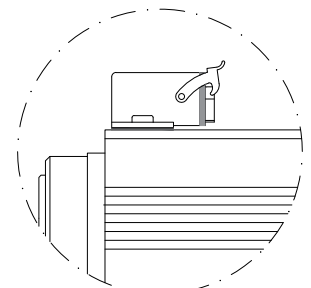


TYPE	Base Speed	Power	Frequency (Hz)			Voltage			Absorption	
	rpm		Min	Base	Max	Base	Optional	A (220v)	A (380v)	
HM55- 85	6000	0,22	70	100	150	220	380	220/380	1,50	0,87
HM55- 95	6000	0,27	70	100	150	220	380	220/380	1,90	1,10
HM55- 115	6000	0,37	70	100	150	220	380	220/380	2,20	1,20
HM55- 55	12000	0,20	150	200	300	220	380	220/380	1,44	0,84
HM55- 60	12000	0,22	150	200	300	220	380	220/380	1,50	0,87
HM55- 70	12000	0,35	150	200	300	220	380	220/380	2,00	1,16
HM55- 85	12000	0,37	150	200	300	220	380	220/380	2,20	1,20
HM55- 95	12000	0,55	150	200	300	220	380	220/380	2,60	1,50
HM55- 115	12000	0,75	150	200	300	220	380	220/380	3,80	2,20

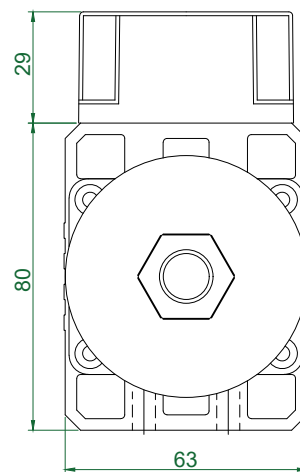
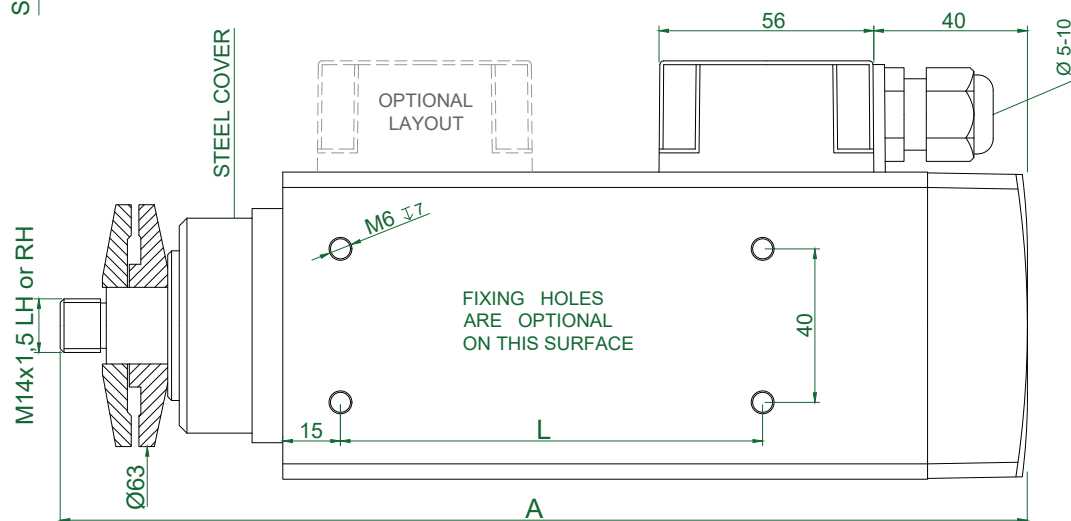

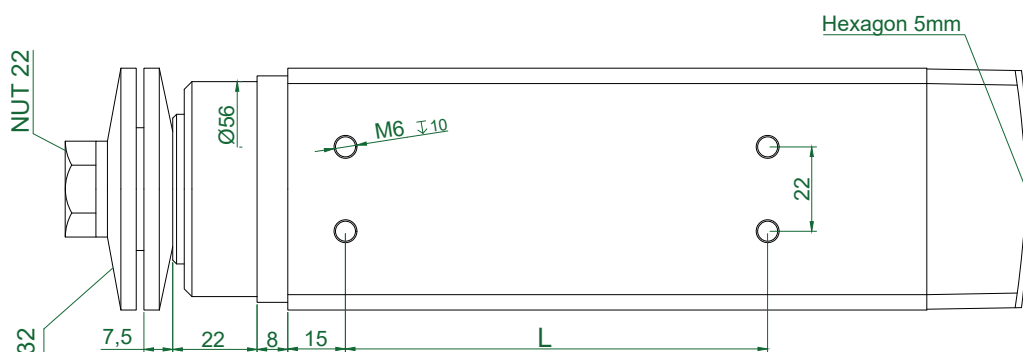


TYPE	A	L	Apr. Weight Kg
HM55.55_FL20.63.8M-CK-2R	85	212	2,750
HM55.60_FL20.63.8M-CK-2R	85	217	2,800
HM55.70_FL20.63.8M-CK-2R	85	227	2,950
HM55.85_FL20.63.8M-CK-2R	110	242	3,200
HM55.95_FL20.63.8M-CK-2R	110	252	3,350
HM55.115_FL20.63.8M-CK-2R	110	272	3,700

PLUG CONNECTION (OPTIONAL)

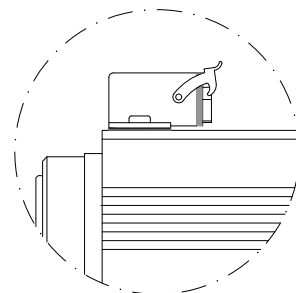


TYPE	Base Speed	Power	Frequency (Hz)			Voltage			Absorption	
	rpm		Min	Base	Max	Base	Optional	A (220v)	A (380v)	
HM55- 85	6000	0,22	70	100	150	220	380	220/380	1,50	0,87
HM55- 95	6000	0,27	70	100	150	220	380	220/380	1,90	1,10
HM55- 115	6000	0,37	70	100	150	220	380	220/380	2,20	1,20
HM55- 55	12000	0,20	150	200	300	220	380	220/380	1,44	0,84
HM55- 60	12000	0,22	150	200	300	220	380	220/380	1,50	0,87
HM55- 70	12000	0,35	150	200	300	220	380	220/380	2,00	1,16
HM55- 85	12000	0,37	150	200	300	220	380	220/380	2,20	1,20
HM55- 95	12000	0,55	150	200	300	220	380	220/380	2,60	1,50
HM55- 115	12000	0,75	150	200	300	220	380	220/380	3,80	2,20


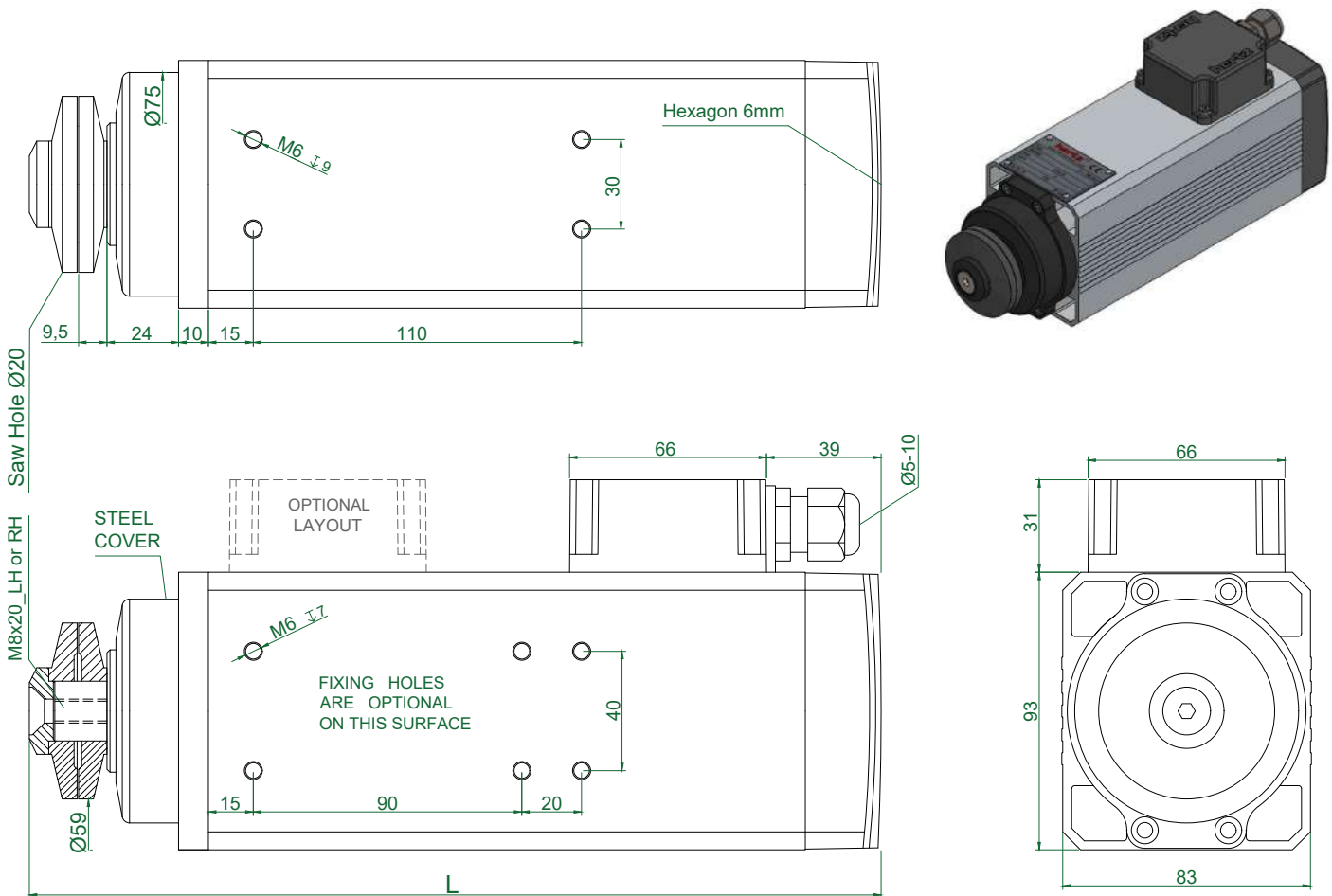


TYPE	A	L	Apr. Weight Kg
HM55.55_FL32.63.8M-CK-2R	85	212	2,800
HM55.60_FL32.63.8M-CK-2R	85	217	2,850
HM55.70_FL32.63.8M-CK-2R	85	227	3,000
HM55.85_FL32.63.8M-CK-2R	110	242	3,250
HM55.95_FL32.63.8M-CK-2R	110	252	3,400
HM55.115_FL32.63.8M-CK-2R	110	272	3,750

PLUG CONNECTION (OPTIONAL)

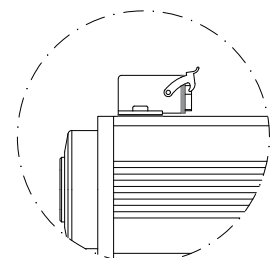


TYPE	Base Speed	Power kW	Frequency (Hz)			Voltage			Absorption	
	rpm		Min	Base	Max	Base	Optional	A (220v)	A (380v)	
HM73-17	3000	0,55	40	50	75	380	220	220/380	2,60	1,50
HM73-09	6000	0,45	70	100	180	220	380	220/380	2,40	1,40
HM73-10	6000	0,55	70	100	180	220	380	220/380	2,60	1,50
HM73-12	6000	0,75	70	100	180	220	380	220/380	4,00	2,30
HM73-14	6000	0,95	70	100	180	220	380	220/380	4,90	2,90
HM73-17	6000	1,10	70	100	180	380	220	220/380	5,70	3,30
HM73-04	12000	0,55	150	200	300	220	380	220/380	2,60	1,50
HM73-09	12000	0,75	150	200	300	220	380	220/380	4,00	2,30
HM73-10	12000	1,10	150	200	300	220	380	220/380	5,70	3,30
HM73-12	12000	1,50	150	200	300	220	380	220/380	6,40	3,60
HM73-14	12000	2,20	150	200	300	220	380	220/380	10,0	5,80
HM73-17	12000	2,60	150	200	300	380	220	220/380	10,4	6,00


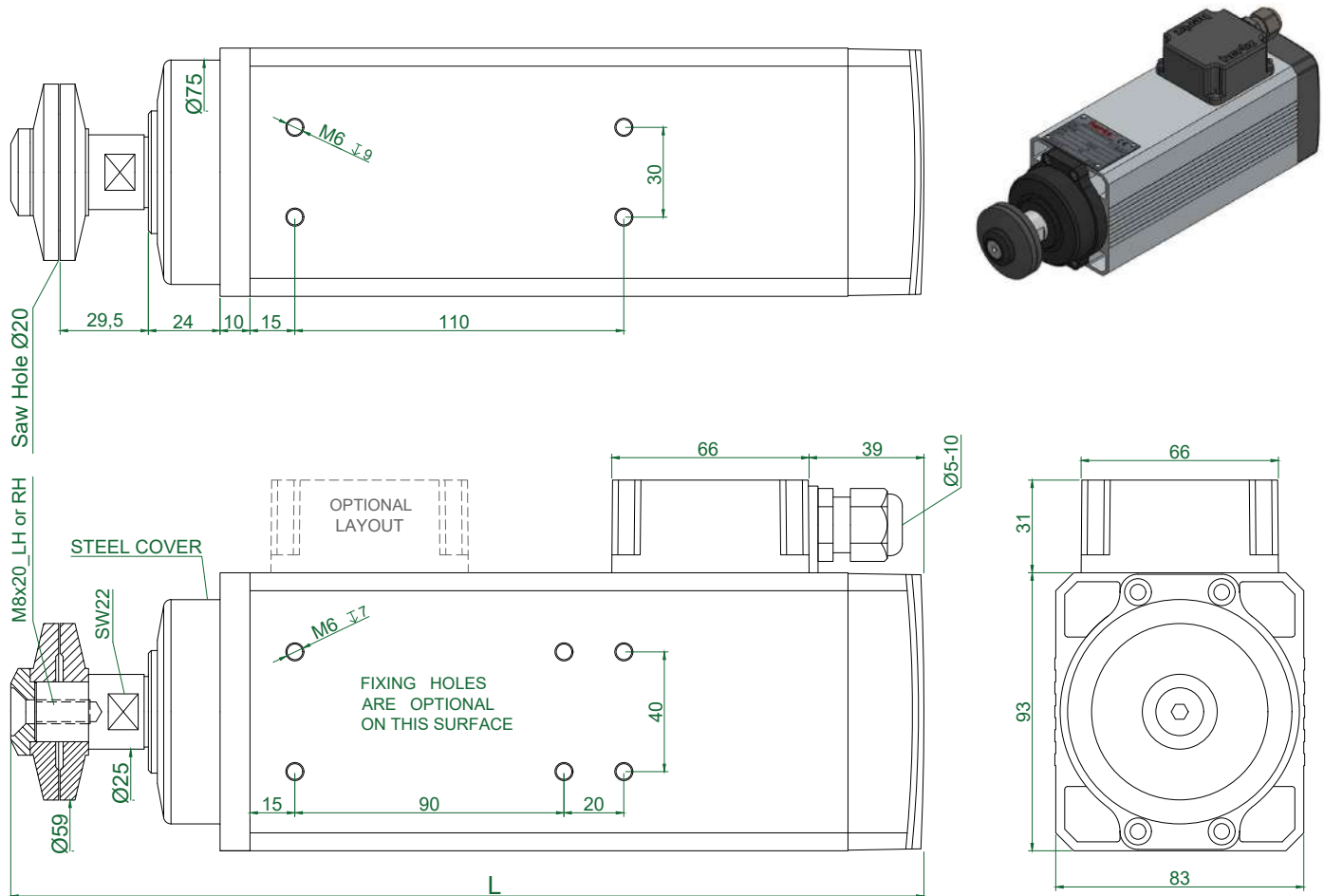


TYPE	L	Apr. Weight Kg
HM73.09_FL20.59.10F-CK-2R	256	6,300
HM73.10_FL20.59.10F-CK-2R	266	6,600
HM73.12_FL20.59.10F-CK-2R	286	7,250
HM73.14_FL20.59.10F-CK-2R	306	7,800
HM73.17_FL20.59.10F-CK-2R	336	8,800

PLUG CONNECTION
(OPTIONAL)

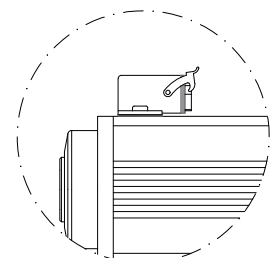


TYPE	Base Speed	Power kW	Frequency (Hz)			Voltage			Absorption	
	rpm		Min	Base	Max	Base	Optional	A (220v)	A (380v)	
HM73-17	3000	0,55	40	50	75	380	220	220/380	2,60	1,50
HM73-09	6000	0,45	70	100	180	220	380	220/380	2,40	1,40
HM73-10	6000	0,55	70	100	180	220	380	220/380	2,60	1,50
HM73-12	6000	0,75	70	100	180	220	380	220/380	4,00	2,30
HM73-14	6000	0,95	70	100	180	220	380	220/380	4,90	2,90
HM73-17	6000	1,10	70	100	180	380	220	220/380	5,70	3,30
HM73-04	12000	0,55	150	200	300	220	380	220/380	2,60	1,50
HM73-09	12000	0,75	150	200	300	220	380	220/380	4,00	2,30
HM73-10	12000	1,10	150	200	300	220	380	220/380	5,70	3,30
HM73-12	12000	1,50	150	200	300	220	380	220/380	6,40	3,60
HM73-14	12000	2,20	150	200	300	220	380	220/380	10,0	5,80
HM73-17	12000	2,60	150	200	300	380	220	220/380	10,4	6,00

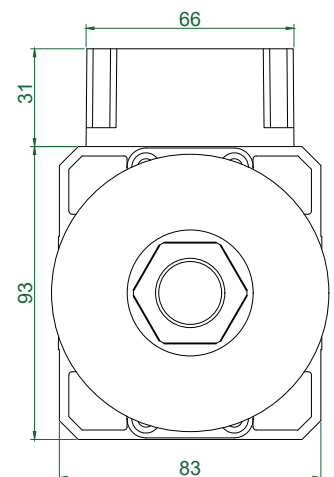
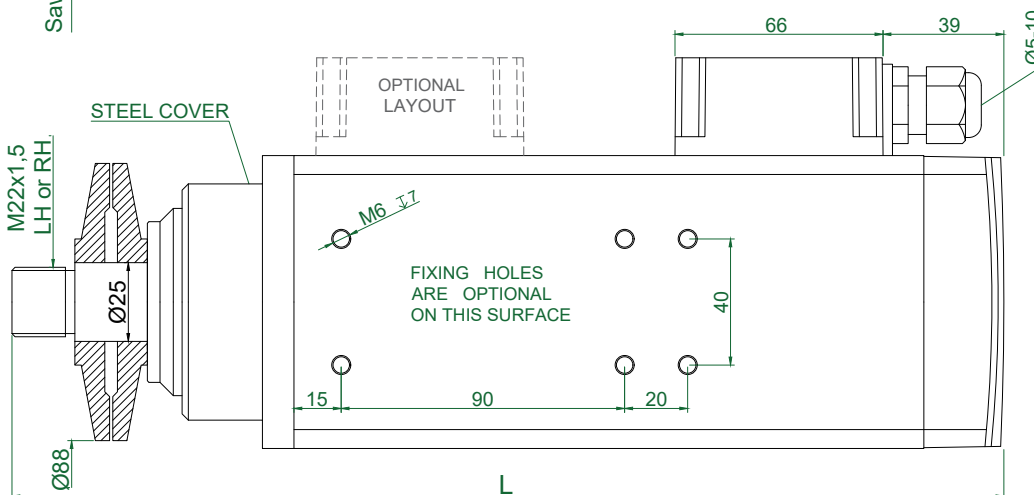

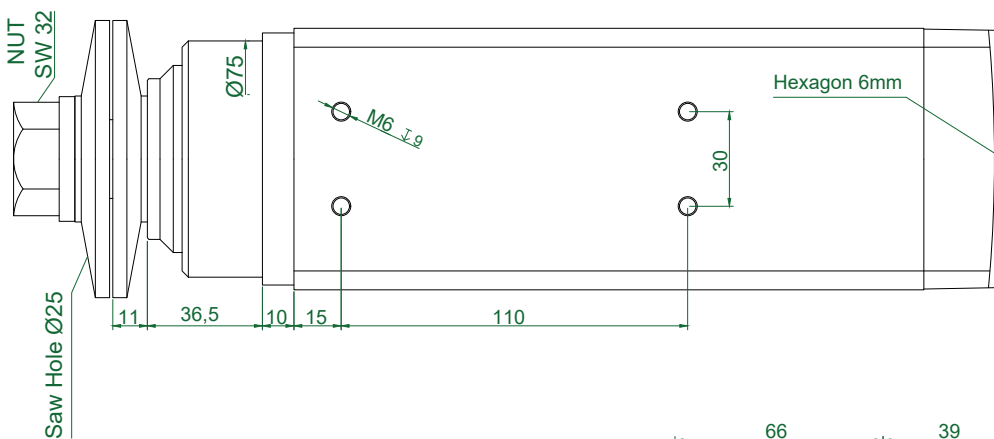


TYPE	L	Apr. Weight Kg
HM73.09_FL20.59.30F-CK-2R	276	6,050
HM73.10_FL20.59.30F-CK-2R	286	6,350
HM73.12_FL20.59.30F-CK-2R	306	7,000
HM73.14_FL20.59.30F-CK-2R	326	7,550
HM73.17_FL20.59.30F-CK-2R	356	8,550

PLUG CONNECTION
(OPTIONAL)

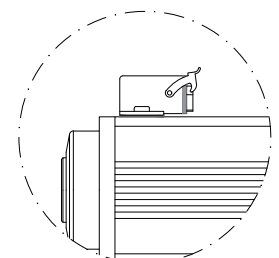


TYPE	Base Speed	Power kW	Frequency (Hz)			Voltage			Absorption	
	rpm		Min	Base	Max	Base	Optional	A (220v)	A (380v)	
HM73-17	3000	0,55	40	50	75	380	220	220/380	2,60	1,50
HM73-09	6000	0,45	70	100	180	220	380	220/380	2,40	1,40
HM73-10	6000	0,55	70	100	180	220	380	220/380	2,60	1,50
HM73-12	6000	0,75	70	100	180	220	380	220/380	4,00	2,30
HM73-14	6000	0,95	70	100	180	220	380	220/380	4,90	2,90
HM73-17	6000	1,10	70	100	180	380	220	220/380	5,70	3,30
HM73-04	12000	0,55	150	200	300	220	380	220/380	2,60	1,50
HM73-09	12000	0,75	150	200	300	220	380	220/380	4,00	2,30
HM73-10	12000	1,10	150	200	300	220	380	220/380	5,70	3,30
HM73-12	12000	1,50	150	200	300	220	380	220/380	6,40	3,60
HM73-14	12000	2,20	150	200	300	220	380	220/380	10,0	5,80
HM73-17	12000	2,60	150	200	300	380	220	220/380	10,4	6,00

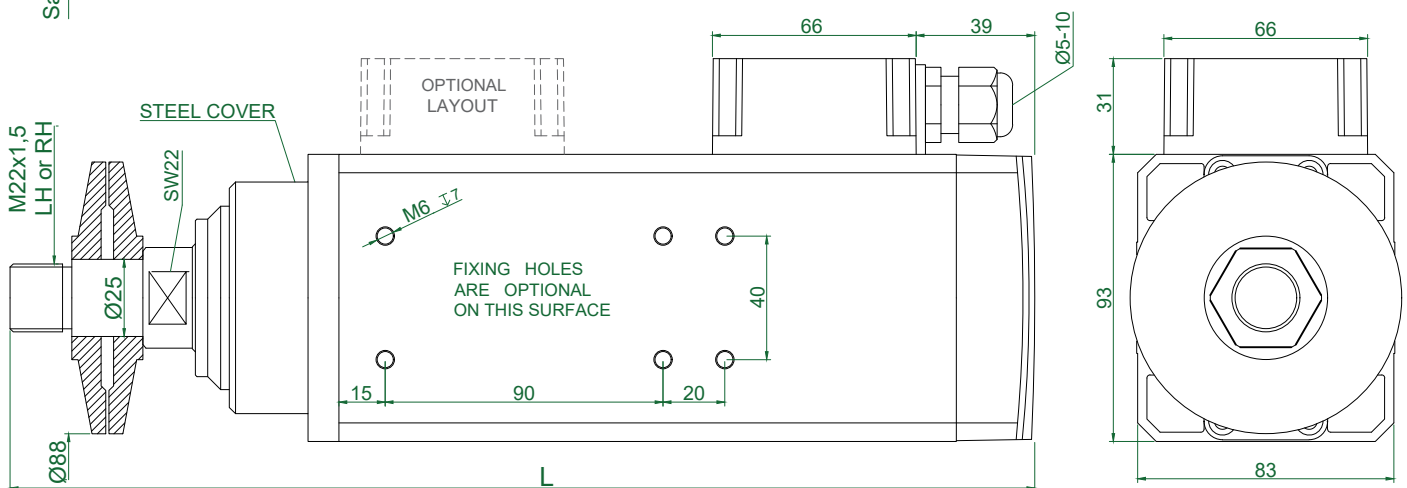

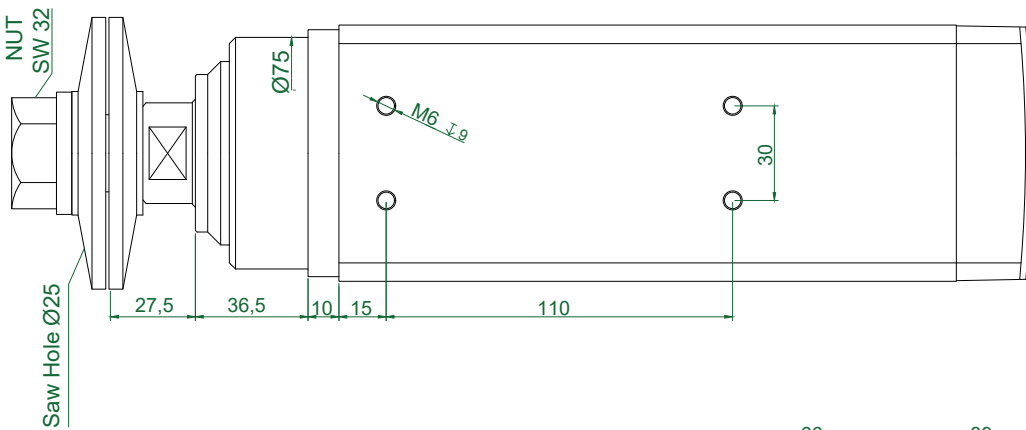


TYPE	L	Apr. Weight Kg
HM73.09_FL25.88.11M-CK-2R	285	7,000
HM73.10_FL25.88.11M-CK-2R	295	7,300
HM73.12_FL25.88.11M-CK-2R	315	7,950
HM73.14_FL25.88.11M-CK-2R	335	8,500
HM73.17_FL25.88.11M-CK-2R	365	9,500

PLUG CONNECTION
(OPTIONAL)

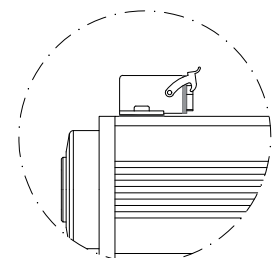


TYPE	Base Speed	Power kW	Frequency (Hz)			Voltage			Absorption	
	rpm		Min	Base	Max	Base	Optional	A (220v)	A (380v)	
HM73-17	3000	0,55	40	50	75	380	220	220/380	2,60	1,50
HM73-09	6000	0,45	70	100	180	220	380	220/380	2,40	1,40
HM73-10	6000	0,55	70	100	180	220	380	220/380	2,60	1,50
HM73-12	6000	0,75	70	100	180	220	380	220/380	4,00	2,30
HM73-14	6000	0,95	70	100	180	220	380	220/380	4,90	2,90
HM73-17	6000	1,10	70	100	180	380	220	220/380	5,70	3,30
HM73-04	12000	0,55	150	200	300	220	380	220/380	2,60	1,50
HM73-09	12000	0,75	150	200	300	220	380	220/380	4,00	2,30
HM73-10	12000	1,10	150	200	300	220	380	220/380	5,70	3,30
HM73-12	12000	1,50	150	200	300	220	380	220/380	6,40	3,60
HM73-14	12000	2,20	150	200	300	220	380	220/380	10,0	5,80
HM73-17	12000	2,60	150	200	300	380	220	220/380	10,4	6,00

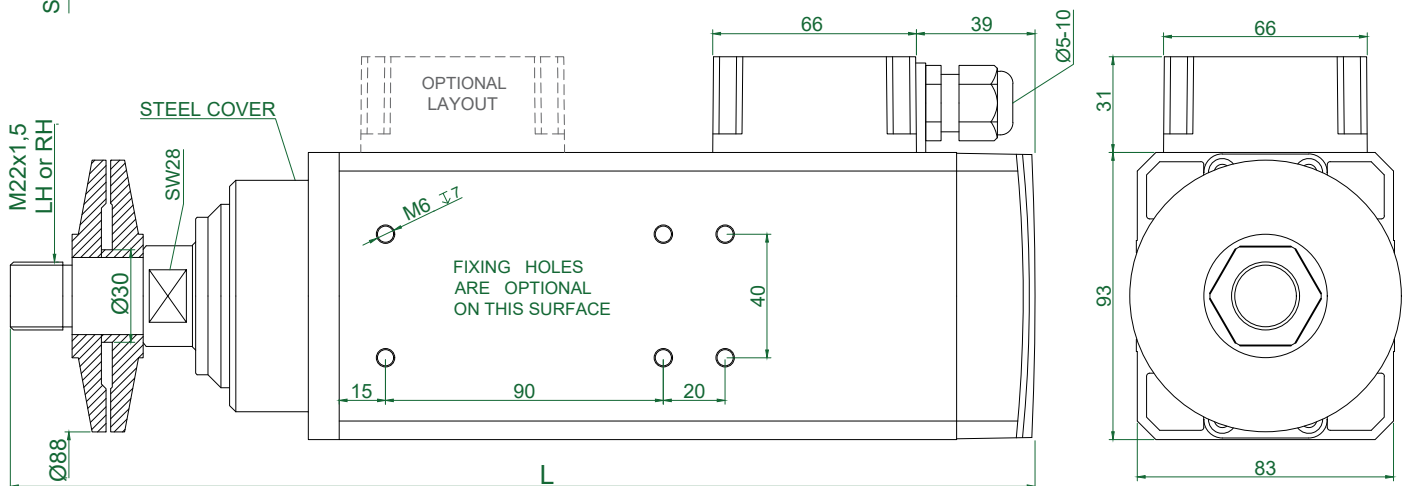

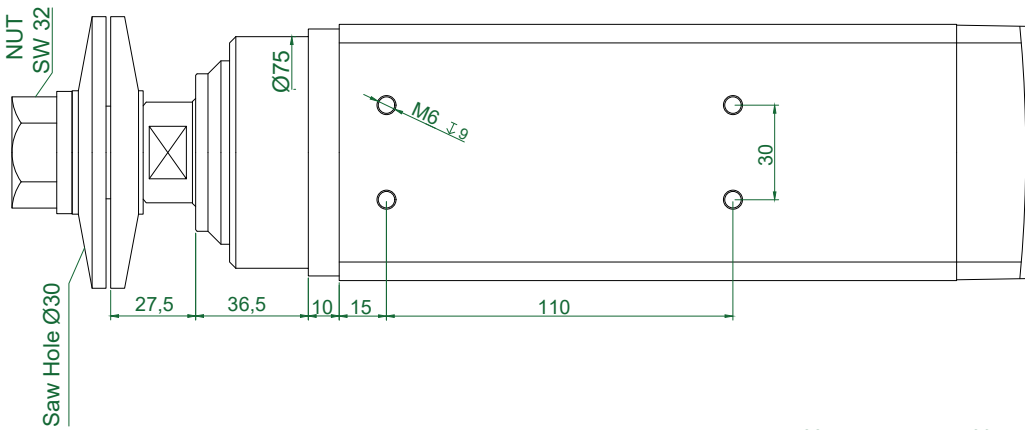


TYPE	L	Apr. Weight Kg
HM73.09_FL25.88.28M-CK-2R	302	7,200
HM73.10_FL25.88.28M-CK-2R	312	7,500
HM73.12_FL25.88.28M-CK-2R	332	8,150
HM73.14_FL25.88.28M-CK-2R	352	8,700
HM73.17_FL25.88.28M-CK-2R	382	9,700

PLUG CONNECTION
(OPTIONAL)

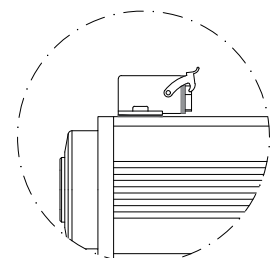


TYPE	Base Speed	Power kW	Frequency (Hz)			Voltage			Absorption	
	rpm		Min	Base	Max	Base	Optional	A (220v)	A (380v)	
HM73-17	3000	0,55	40	50	75	380	220	220/380	2,60	1,50
HM73-09	6000	0,45	70	100	180	220	380	220/380	2,40	1,40
HM73-10	6000	0,55	70	100	180	220	380	220/380	2,60	1,50
HM73-12	6000	0,75	70	100	180	220	380	220/380	4,00	2,30
HM73-14	6000	0,95	70	100	180	220	380	220/380	4,90	2,90
HM73-17	6000	1,10	70	100	180	380	220	220/380	5,70	3,30
HM73-04	12000	0,55	150	200	300	220	380	220/380	2,60	1,50
HM73-09	12000	0,75	150	200	300	220	380	220/380	4,00	2,30
HM73-10	12000	1,10	150	200	300	220	380	220/380	5,70	3,30
HM73-12	12000	1,50	150	200	300	220	380	220/380	6,40	3,60
HM73-14	12000	2,20	150	200	300	220	380	220/380	10,0	5,80
HM73-17	12000	2,60	150	200	300	380	220	220/380	10,4	6,00

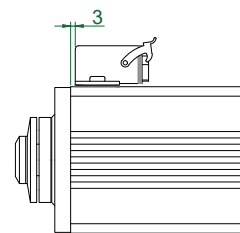
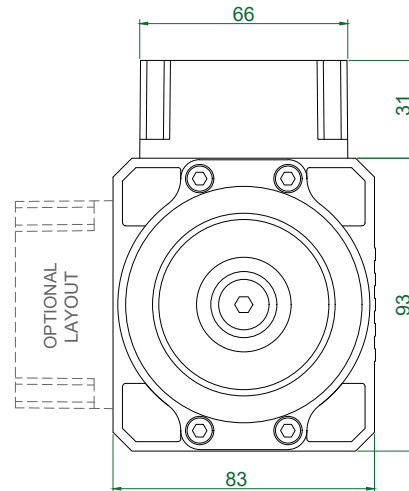
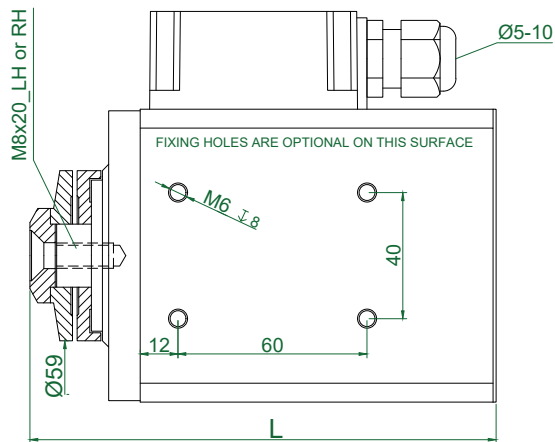

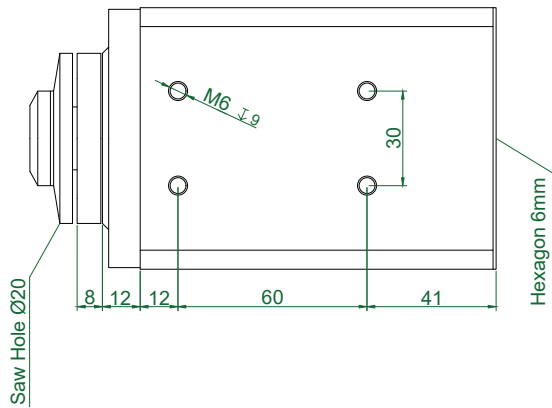


TYPE	L	Apr. Weight Kg
HM73.09_FL30.88.28M-CK-2R	302	7,200
HM73.10_FL30.88.28M-CK-2R	312	7,500
HM73.12_FL30.88.28M-CK-2R	332	8,150
HM73.14_FL30.88.28M-CK-2R	352	8,700
HM73.17_FL30.88.28M-CK-2R	382	9,700

PLUG CONNECTION
(OPTIONAL)

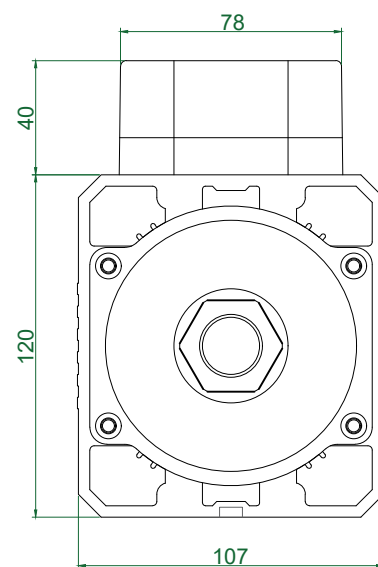
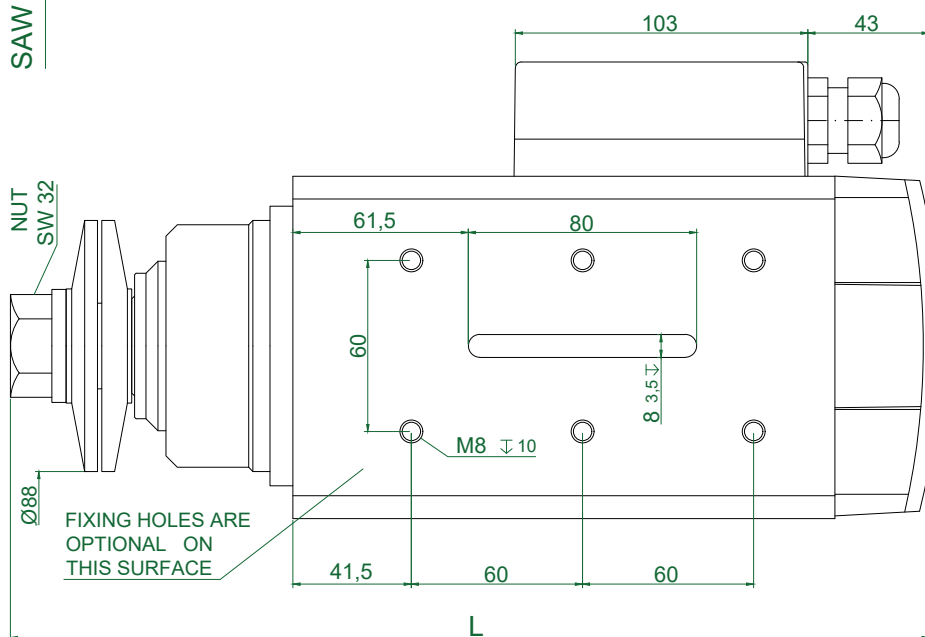

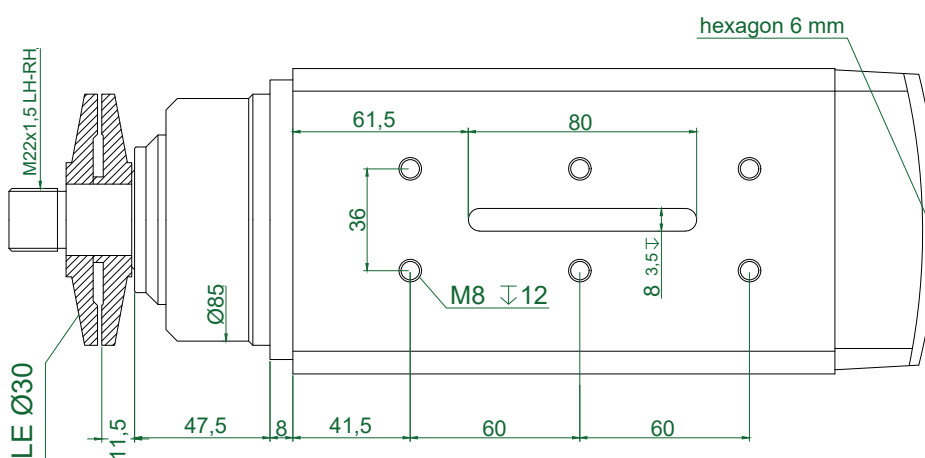


TYPE	Base Speed	Power kW	Frequency (Hz)			Voltage			Absorbtion	
	rpm		Min	Base	Max	Base	Optional	A (220v)	A (380v)	
HM73-04	12000	0,55	150	200	300	220	380	220/380	2,60	1,50



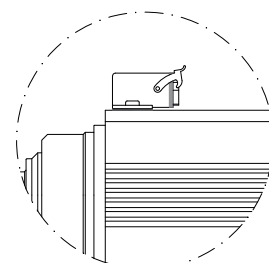
TYPE	L	Apr. Weight Kg
HM73.04_FL20.59.8F-AK-1R	148	3,300

TYPE	Base Speed	Power kW	Frequency (Hz)			Voltage		Absorbion		
	rpm		Min	Base	Max	Base	Optional	A (220v)	A (380v)	
HM90-10	3000	1,00	40	50	75	380	220	220/380	4,90	2,90
HM90-14	3000	1,35	40	50	75	380	220	220/380	5,90	3,30
HM90-17	3000	1,50	40	50	75	380	220	220/380	6,50	3,80
HM90-10	6000	2,20	70	100	180	220	380	220/380	9,50	5,50
HM90-14	6000	3,50	70	100	180	380	220	220/380	13,0	7,50
HM90-17	6000	4,00	140	200	360	380	220	220/380	16,4	9,50
HM90-10	12000	3,50	150	200	300	380	220	220/380	13,00	7,50
HM90-14	12000	4,00	150	200	300	380	220	220/380	16,40	9,50
HM90-14	12000	4,50	150	200	300	380	220	220/380	18,0	9,90
HM90-17	12000	5,50	150	200	300	380	220	220/380	19,8	11,4

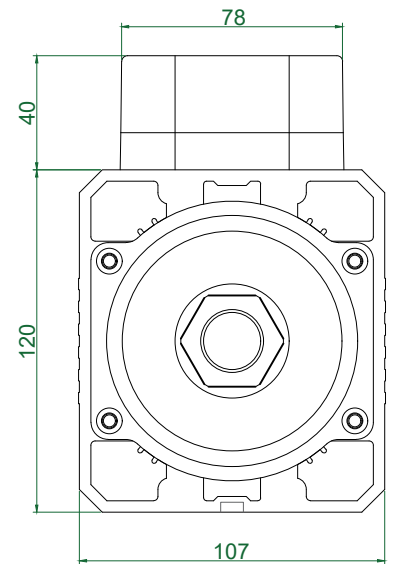
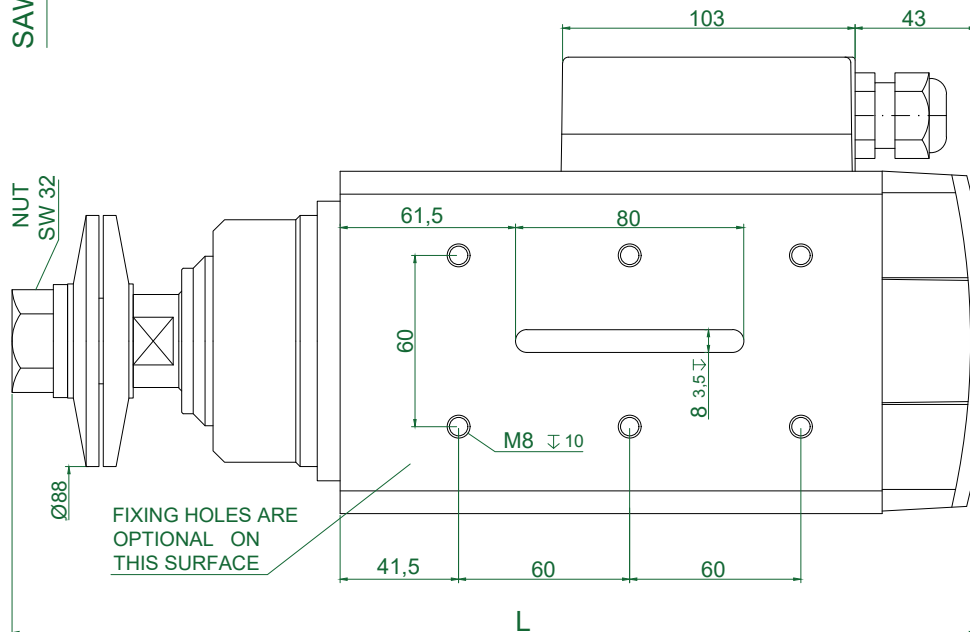

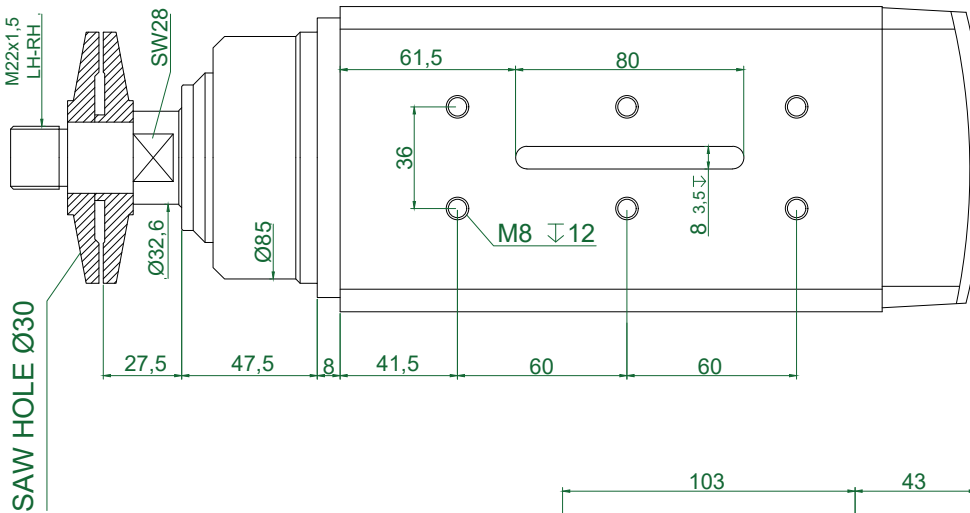


TYPE	L	Apr. Weight Kg
HM90.10_FL30.88.12M-CK-2R	322	12,000
HM90.14_FL30.88.12M-CK-2R	362	14,150
HM90.17_FL30.88.12M-CK-2R	392	15,650

PLUG CONNECTION
(optional)

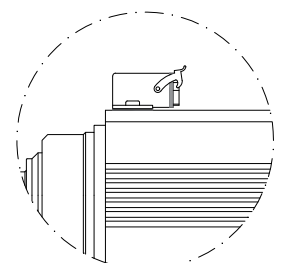


TYPE	Base Speed	Power kW	Frequency (Hz)			Voltage		Absorbion		
	rpm		Min	Base	Max	Base	Optional	A (220v)	A (380v)	
HM90-10	3000	1,00	40	50	75	380	220	220/380	4,90	2,90
HM90-14	3000	1,35	40	50	75	380	220	220/380	5,90	3,30
HM90-17	3000	1,50	40	50	75	380	220	220/380	6,50	3,80
HM90-10	6000	2,20	70	100	180	220	380	220/380	9,50	5,50
HM90-14	6000	3,50	70	100	180	380	220	220/380	13,0	7,50
HM90-17	6000	4,00	140	200	360	380	220	220/380	16,4	9,50
HM90-10	12000	3,50	150	200	300	380	220	220/380	13,00	7,50
HM90-14	12000	4,00	150	200	300	380	220	220/380	16,40	9,50
HM90-14	12000	4,50	150	200	300	380	220	220/380	18,0	9,90
HM90-17	12000	5,50	150	200	300	380	220	220/380	19,8	11,4

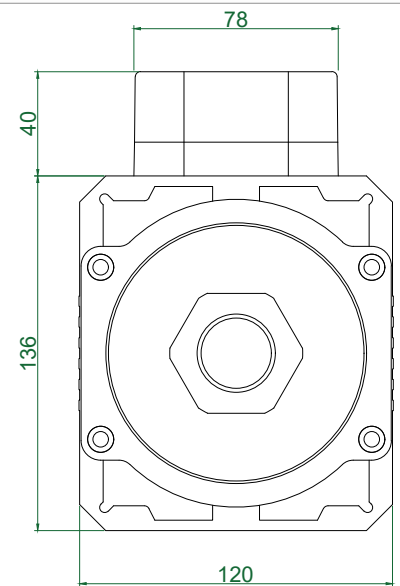
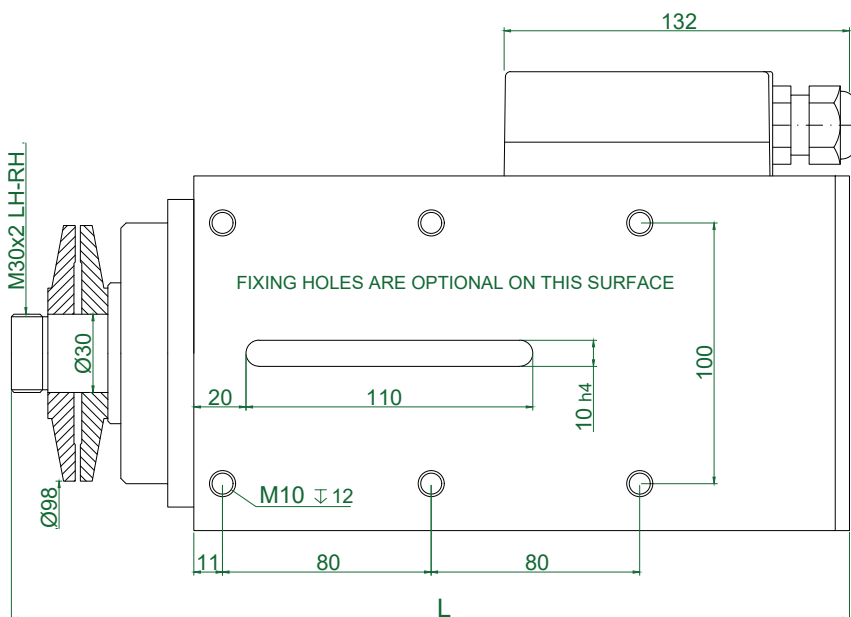

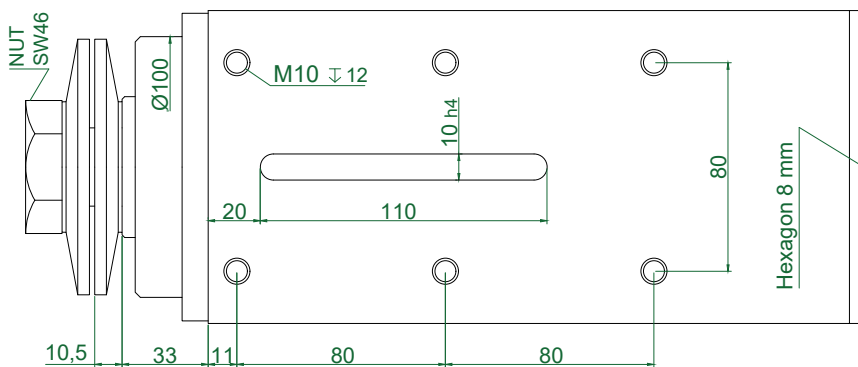


TYPE	L	Apr. Weight Kg
HM90.10_FL30.88.28M-CK-2R	339	12,100
HM90.14_FL30.88.28M-CK-2R	379	14,250
HM90.17_FL30.88.28M-CK-2R	409	15,750

PLUG CONNECTION
(optional)

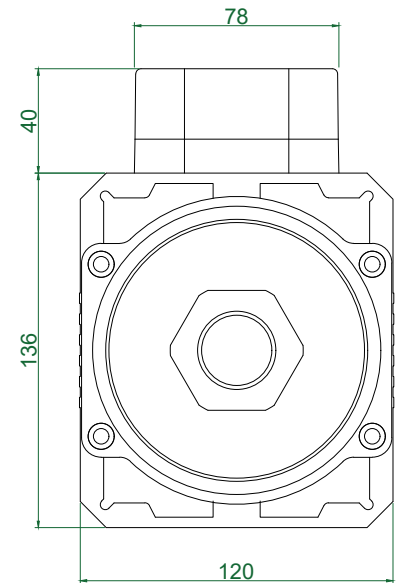
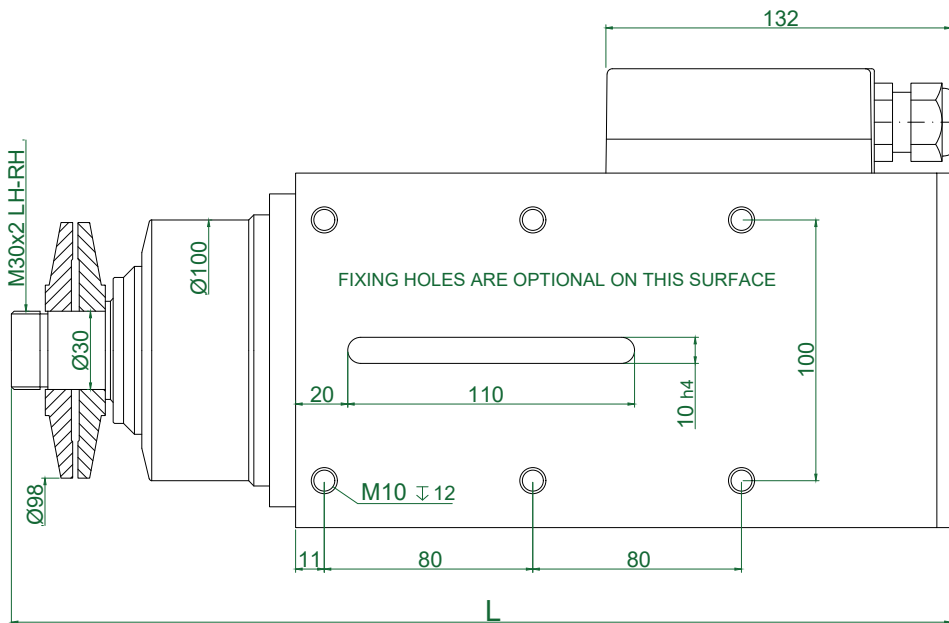

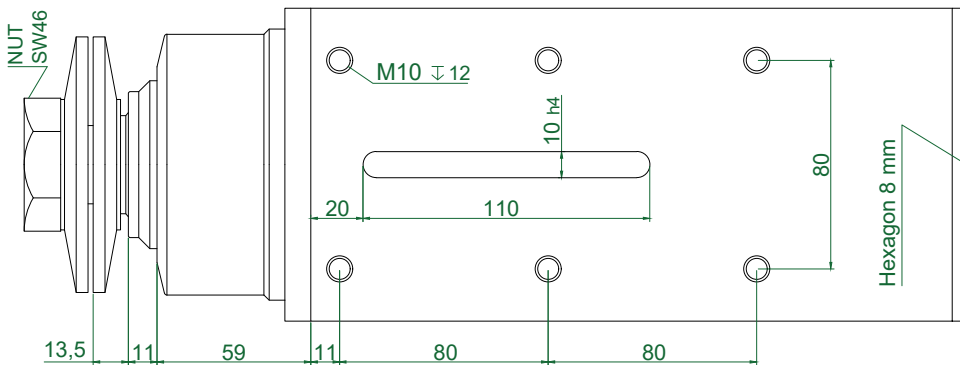


TYPE	Base Speed	Power	Frequency (Hz)			Voltage		Absorption		
	rpm		Min	Base	Max	Base	Optional	A (220v)	A (380v)	
HM110-10	3000	2,20	40	50	75	220	380	220/380	9,50	5,50
HM110-12	3000	3,00	40	50	75	380	220	220/380	12,5	7,20
HM110-10	6000	3,00	140	200	360	380	220	220/380	12,5	7,20
HM110-10	6000	3,00	70	100	180	380	220	220/380	12,5	7,20
HM110-10	6000	4,00	140	200	360	380	220	220/380	16,4	9,50
HM110-10	6000	4,00	70	100	180	380	220	220/380	16,4	9,50
HM110-12	6000	5,50	140	200	360	380	220	220/380	19,8	11,40
HM110-12	6000	5,50	70	100	180	380	220	220/380	19,8	11,40
HM110-10	12000	4,00	300	400	600	380	220	220/380	16,4	9,50
HM110-10	12000	4,00	150	200	300	380	220	220/380	16,4	9,50
HM110-10	12000	5,50	300	400	600	380	220	220/380	19,8	11,40
HM110-10	12000	5,50	150	200	300	380	220	220/380	19,8	11,40
HM110-12	12000	7,50	300	400	600	380	220	220/380	28,7	16,6
HM110-12	12000	7,50	150	200	300	380	220	220/380	28,7	16,6



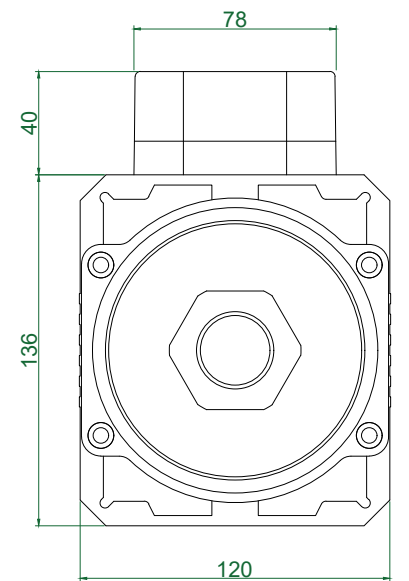
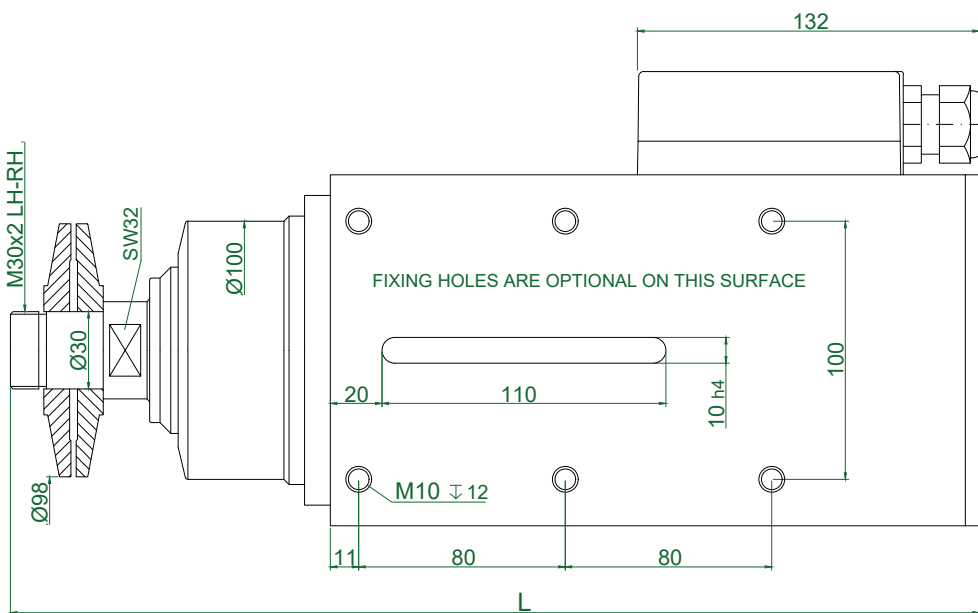

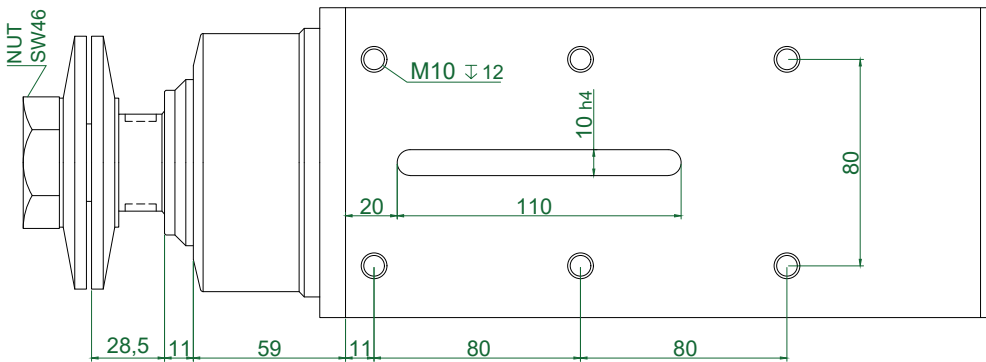
TYPE	L	Apr. Weight
		Kg
HM110.10_FL30.98.11M-CK-1R	302	13,700
HM110.12_FL30.88.11M-CK-1R	322	15,000

TYPE	Base Speed	Power kW	Frequency (Hz)			Voltage		Absorption		
	rpm		Min	Base	Max	Base	Optional	A (220v)	A (380v)	
HM110-10	3000	2,20	40	50	75	220	380	220/380	9,50	5,50
HM110-12	3000	3,00	40	50	75	380	220	220/380	12,5	7,20
HM110-10	6000	3,00	140	200	360	380	220	220/380	12,5	7,20
HM110-10	6000	3,00	70	100	180	380	220	220/380	12,5	7,20
HM110-10	6000	4,00	140	200	360	380	220	220/380	16,4	9,50
HM110-10	6000	4,00	70	100	180	380	220	220/380	16,4	9,50
HM110-12	6000	5,50	140	200	360	380	220	220/380	19,8	11,40
HM110-12	6000	5,50	70	100	180	380	220	220/380	19,8	11,40
HM110-10	12000	4,00	300	400	600	380	220	220/380	16,4	9,50
HM110-10	12000	4,00	150	200	300	380	220	220/380	16,4	9,50
HM110-10	12000	5,50	300	400	600	380	220	220/380	19,8	11,40
HM110-10	12000	5,50	150	200	300	380	220	220/380	19,8	11,40
HM110-12	12000	7,50	300	400	600	380	220	220/380	28,7	16,6
HM110-12	12000	7,50	150	200	300	380	220	220/380	28,7	16,6



TYPE	L	Apr. Weight Kg
HM110.10_FL30.98.14M-CK-2R	341	17,400
HM110.12_FL30.98.14M-CK-2R	361	18,700

TYPE	Base Speed	Power kW	Frequency (Hz)			Voltage		Absorption		
	rpm		Min	Base	Max	Base	Optional	A (220v)	A (380v)	
HM110-10	3000	2,20	40	50	75	220	380	220/380	9,50	5,50
HM110-12	3000	3,00	40	50	75	380	220	220/380	12,5	7,20
HM110-10	6000	3,00	140	200	360	380	220	220/380	12,5	7,20
HM110-10	6000	3,00	70	100	180	380	220	220/380	12,5	7,20
HM110-10	6000	4,00	140	200	360	380	220	220/380	16,4	9,50
HM110-10	6000	4,00	70	100	180	380	220	220/380	16,4	9,50
HM110-12	6000	5,50	140	200	360	380	220	220/380	19,8	11,40
HM110-12	6000	5,50	70	100	180	380	220	220/380	19,8	11,40
HM110-10	12000	4,00	300	400	600	380	220	220/380	16,4	9,50
HM110-10	12000	4,00	150	200	300	380	220	220/380	16,4	9,50
HM110-10	12000	5,50	300	400	600	380	220	220/380	19,8	11,40
HM110-10	12000	5,50	150	200	300	380	220	220/380	19,8	11,40
HM110-12	12000	7,50	300	400	600	380	220	220/380	28,7	16,6
HM110-12	12000	7,50	150	200	300	380	220	220/380	28,7	16,6



TYPE	L	Apr. Weight Kg
HM110.10_FL30.98.29M-CK-2R	356	17,700
HM110.12_FL30.98.29M-CK-2R	376	19,000

hertz

Önder Mahallesi, Akçakale Caddesi No: 19 Siteler 06165 Altındağ - Ankara / TURKEY
www.hertzmotor.com info@hertzmotor.com T: +90.312.353 33 03 F: +90.312.348 74 74